

WGK 95/Z GY BX

Weidmüller Interface GmbH & Co. KG

Klingenbergstraße 26

D-32758 Detmold


Germany

www.weidmueller.com

Product image



Similar to illustration



The WGK finger-proof-insulated enclosures are especially suitable as industrial electronic enclosures for frequency converters, power supplies or filter components which offer a convenient and reliable form of connection internally and externally. To match the wire guides to the installation requirements in the best possible way, Weidmüller offers two versions with horizontal (WGK) and vertical (WGKV) outlet directions.

General ordering data

Version	OMNIMATE Power - series WGK, Feed-through terminal, Rated cross-section: 95 mm ² , Screw connection, Wemid (PA), grey, Direct mounting, Feed-through (bushing)
Order No.	1937400000
Type	WGK 95/Z GY BX
GTIN (EAN)	4032248664702
Qty.	10 pc(s).
Product data	IEC: 1000 V / 232 A UL: 600 V / 255 A / AWG 4 - kcmil 250
Packaging	Box

Creation date September 16, 2022 10:35:40 PM CEST

WGK 95/Z GY BX**Weidmüller Interface GmbH & Co. KG**

Klingenbergstraße 26

D-32758 Detmold

Germany

www.weidmueller.com

Technical data**Dimensions and weights**

Height	74 mm	Height (inches)	2.913 inch
Height of lowest version	74 mm	Width	25 mm
Width (inches)	0.984 inch	Length	95 mm
Length (inches)	3.74 inch	Net weight	250.1 g

System parameters

Product family	OMNIMATE Power - series WGK	Wire connection method	Screw connection
Conductor outlet direction	180°	Fitted by customer	Yes
Tightening torque, min.	15 Nm	Tightening torque, max.	20 Nm
Clamping screw	M8/Hexagon	Stripping length	27 mm
Touch-safe protection acc. to DIN VDE 0470	IP 20	Protection degree	IP20

Material data

Insulating material	Wemid (PA)	Colour	grey
Colour chart (similar)	RAL 7035	UL 94 flammability rating	V-0
Contact material	E-Cu	Contact surface	tinned
Storage temperature, min.	-40 °C	Storage temperature, max.	70 °C
Operating temperature, min.	-50 °C	Operating temperature, max.	120 °C
Temperature range, installation, min.	-25 °C	Temperature range, installation, max.	120 °C

Conductors suitable for connection

Clamping range, min.	35 mm ²	Clamping range, max.	95 mm ²
Wire connection cross section AWG, min.	AWG 4	Wire connection cross section AWG, max.	kcmil 250
Stranded, min. H07V-R	35 mm ²	Stranded, max. H07V-R	95 mm ²
Flexible, min. H05(07) V-K	35 mm ²	Flexible, max. H05(07) V-K	95 mm ²
w. wire end ferrule, DIN 46228 pt 1, min.	35 mm ²	w. wire end ferrule, DIN 46228 pt 1, max.	95 mm ²
Reference text	Length of ferrules is to be chosen depending on the product and the rated voltage. The outside diameter of the plastic collar should not be larger than the pitch (P)		

Rated data acc. to IEC

tested acc. to standard	IEC 60664-1	Rated current, min. number of poles (Tu=20°C)	232 A
Rated current, max. number of poles (Tu=20°C)	232 A	Rated voltage for surge voltage class / pollution degree III/3	1,000 V
Rated impulse voltage for surge voltage class/ contamination degree III/3	8 kV		

WGK 95/Z GY BX

Weidmüller Interface GmbH & Co. KG

Klingenbergstraße 26

D-32758 Detmold

Germany

www.weidmueller.com

Technical data

Rated data acc. to CSA

Institute (CSA)



Certificate No. (CSA)

200039-1830694

Rated voltage (Use group B / CSA)	600 V
Rated current (Use group B / CSA)	255 A
Wire cross-section, AWG, min.	AWG 4
Reference to approval values	Specifications are maximum values, details - see approval certificate.

Rated voltage (Use group C / CSA)	600 V
Rated current (Use group C / CSA)	255 A
Wire cross-section, AWG, max.	kcmil 250

Rated data acc. to UL 1059

Institute (cURus)



Certificate No. (cURus)

E60693

Rated voltage (Use group B / UL 1059)	600 V
Rated current (Use group B / UL 1059)	255 A
Wire cross-section, AWG, min.	AWG 4
Reference to approval values	Specifications are maximum values, details - see approval certificate.

Rated voltage (Use group C / UL 1059)	600 V
Rated current (Use group C / UL 1059)	255 A
Wire cross-section, AWG, max.	kcmil 250

Packing

Packaging	Box	VPE length	274 mm
VPE width	119 mm	VPE height	99 mm

Classifications

ETIM 6.0	EC001283	ETIM 7.0	EC001283
ETIM 8.0	EC001283	ECLASS 9.0	27-14-11-34
ECLASS 9.1	27-14-11-34	ECLASS 10.0	27-14-11-34
ECLASS 11.0	27-14-11-34	ECLASS 12.0	27-14-11-34

Important note

Notes

- Clearance and creepage distances to other components must be devised in accordance with the relevant application standard. This can be achieved in the device by full encapsulation or by the use of additional spacer plates.
- Rated data refer only to the component itself. Clearance and creepage distances to other components are to be designed in accordance with the relevant application standards.
- Colours: SW = black; GN/YL = green/yellow; GY = grey
- Additional variants on request
- WGK: Rated voltage plastic walls: 1–6 mm = 1000 V; metal walls: < 1 mm = 1000 V; metal walls: 1–3.5 mm = 800 V; metal walls: 3.5–5.5 mm = 690 V
- Wire-end ferrules are mandatory for stranded wires with more than 19 strands.
- Long term storage of the product with average temperature of 50 °C and average humidity 70%, 36 months

Creation date September 16, 2022 10:35:40 PM CEST

Catalogue status 09.09.2022 / We reserve the right to make technical changes.

3

Data sheet

WGK 95/Z GY BX

Weidmüller Interface GmbH & Co. KG
 Klingenbergstraße 26
 D-32758 Detmold
 Germany

www.weidmueller.com

Technical data

Approvals

Approvals



ROHS	Conform
UL File Number Search	UL Website
Certificate No. (cURus)	E60693

Downloads

Approval/Certificate/Document of Conformity	Declaration of the Manufacturer
Engineering Data	CAD data – STEP
Engineering Data	EPLAN, WSCAD
Catalogues	Catalogues in PDF-format
Brochures	FL DRIVES EN
	MB DEVICE MANUF. EN
	FL DRIVES DE
	FL_BASE_STATION_EN
	FL ELEVATOR EN
	FL POWER SUPPLY EN
	FL 72H SAMPLE SER EN
	PO OMNIMATE EN
	PO OMNIMATE EN

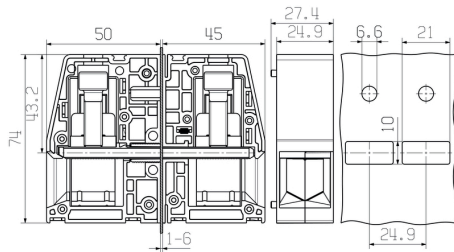
WGK 95/Z GY BX

Weidmüller Interface GmbH & Co. KG
 Klingenbergstraße 26
 D-32758 Detmold
 Germany

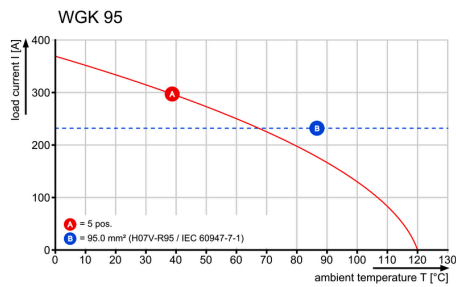
www.weidmueller.com

Drawings

Dimensional drawing



Graph



X-ON Electronics

Largest Supplier of Electrical and Electronic Components

Click to view similar products for [Terminal Block Tools & Accessories](#) category:

Click to view products by [Weidmuller](#) manufacturer:

Other Similar products are found below :

[600HL](#) [600RJ-11](#) [600RJ-14](#) [600RJS-10](#) [600RJS-12](#) [600RJS-15](#) [600RJS-21](#) [601RJ-09](#) [602SP](#) [604J](#) [CSTSPC1-2](#) [7B941-7](#) [88943-2100](#)
[QC102](#) [1437403-6](#) [1437403-9](#) [1437403-8](#) [1453128-1](#) [147832-1](#) [EC0037-000](#) [MT2/H--](#) [MT6/H-N](#) [MT6/V-GRND](#) [MT8/H-51-60](#) [BC2-12](#)
[BCC-1-8/10](#) [EP2.5/4UN/BG](#) [1735590](#) [1840227](#) [1840230](#) [2-1437402-1](#) [JA2-03](#) [JB1-03/J](#) [JB2-04](#) [JB2-05](#) [JB2-07](#) [JB2-09/J](#)
[PARALLELJUMPERLINK](#) [JS601](#) [2204082](#) [2302463](#) [2305949](#) [8PCV-BUSHING](#) [8TK2-24](#) [8WA1853](#) [91.201.1](#) [9200768](#) [2778.0](#) [281-421](#)
[2MP/J](#)