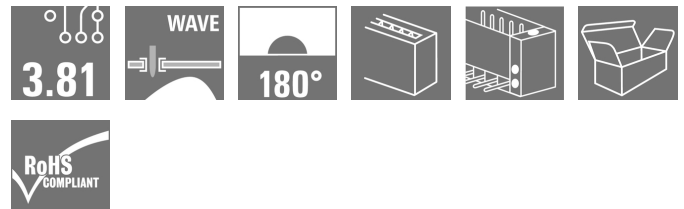


**OMNIMATE Signal - series BC/SC 3.81
SC 3.81/09/180F 3.2SN OR BX**

Weidmüller Interface GmbH & Co. KG
Klingenbergstraße 16
D-32758 Detmold
Germany
Fon: +49 5231 14-0
Fax: +49 5231 14-292083
www.weidmueller.com



The SC pin header has a perpendicular (standing) plugging direction in relation to the PCB. It is available in closed (G) and screw flange (F) versions. Weidmüller's 3.81-mm-pitch (0.15 inch) plug-in connectors are compatible with the layouts of standard connectors and offer space for labelling and coding.

General ordering data

| | |
|--------------|---|
| Type | SC 3.81/09/180F 3.2SN OR BX |
| Order No. | 1943250000 |
| Version | PCB plug-in connector, male header, Flange, THT solder connection, 3.81 mm, No. of poles: 9, 180°, Solder pin length (l): 3.2 mm, tinned, Orange, Box |
| GTIN (EAN) | 4032248654345 |
| Qty. | 50 pc(s). |
| Product data | IEC: 320 V / 17.5 A UL: 300 V / 10 A |
| Packaging | Box |

**OMNIMATE Signal - series BC/SC 3.81
SC 3.81/09/180F 3.2SN OR BX**

Weidmüller Interface GmbH & Co. KG
Klingenbergstraße 16
D-32758 Detmold
Germany
Fon: +49 5231 14-0
Fax: +49 5231 14-292083
www.weidmueller.com

Technical data
Dimensions and weights

Net weight 3.42 g

System specifications

| Product family | OMNIMATE Signal - series BC/SC 3.81 | Type of connection | Board connection |
|--|-------------------------------------|--|------------------------|
| Mounting onto the PCB | THT solder connection | Pitch in mm (P) | 3.81 mm |
| Pitch in inches (P) | 0.15 inch | Outgoing elbow | 180° |
| No. of poles | 9 | Number of solder pins per pole | 1 |
| Solder pin length (l) | 3.2 mm | Solder pin length tolerance | 0 / -0,02 mm |
| Tolerance of solder pin position | ± 0.1 mm | Solder pin dimensions | d = 1.0 mm, Octagonal |
| Solder pin dimensions = d tolerance | 0 / -0,03 mm | Solder eyelet hole diameter (D) | 1.2 mm |
| Solder eyelet hole diameter tolerance (D) | + 0,1 mm | L1 in mm | 30.48 mm |
| L1 in inches | 1.2 inch | Number of rows | 1 |
| Pin series quantity | 1 | Touch-safe protection acc. to DIN VDE 57 106 | Safe from finger touch |
| Touch-safe protection acc. to DIN VDE 0470 | IP 20 | Volume resistance | 6.00 mΩ |
| Can be coded | Yes | Plugging cycles | 25 |
| Packaging | Box | | |

Material data

| Insulating material | PA GF | Colour | Orange |
|---------------------------------------|----------|---------------------------------------|---------------------|
| Colour chart (similar) | RAL 2000 | Insulating material group | II |
| CTI | ≥ 550 | Insulation resistance | ≥ 10 ⁸ Ω |
| UL 94 flammability rating | V-0 | Contact material | Copper alloy |
| Contact surface | tinned | Storage temperature, min. | -25 °C |
| Storage temperature, max. | 55 °C | Max. relative humidity during storage | 80 % |
| Operating temperature, min. | -50 °C | Operating temperature, max. | 120 °C |
| Temperature range, installation, min. | -25 °C | Temperature range, installation, max. | 120 °C |

Rated data acc. to IEC

| | | | |
|---|------------------------|---|------------------|
| tested acc. to standard | IEC 60664-1, IEC 61984 | Rated current, min. no. of poles (Tu=20°C) | 17.5 A |
| Rated current, max. no. of poles (Tu=20°C) | 17.1 A | Rated current, min. no. of poles (Tu=40°C) | 17.5 A |
| Rated current, max. no. of poles (Tu=40°C) | 17.1 A | Rated voltage for surge voltage class / pollution degree II/2 | 320 V |
| Rated voltage for surge voltage class / pollution degree III/2 | 160 V | Rated voltage for surge voltage class / pollution degree III/3 | 160 V |
| Rated impulse voltage for surge voltage class/ pollution degree II/2 | 2.5 kV | Rated impulse voltage for surge voltage class/ pollution degree III/2 | 2.5 kV |
| Rated impulse voltage for surge voltage class/ contamination degree III/3 | 2.5 kV | Short-time withstand current resistance | 3 x 1s with 76 A |

Rated data acc. to CSA

| | | | |
|-----------------------------|-------|-----------------------------|-----|
| Rated voltage (Use group B) | 300 V | Rated current (use group B) | 8 A |
|-----------------------------|-------|-----------------------------|-----|

Data sheet

**OMNIMATE Signal - series BC/SC 3.81
SC 3.81/09/180F 3.2SN OR BX**

Weidmüller Interface GmbH & Co. KG
Klingenbergstraße 16
D-32758 Detmold
Germany
Fon: +49 5231 14-0
Fax: +49 5231 14-292083
www.weidmueller.com

Technical data

Rated data acc. to UL 1059

Institute (cURus)



Certificate No. (cURus)

E60693

| | | | |
|------------------------------|--|-----------------------------|-------|
| Rated voltage (use group B) | 300 V | Rated voltage (use group D) | 300 V |
| Rated current (use group B) | 10 A | Rated current (use group D) | 10 A |
| Reference to approval values | Specifications are maximum values, details - see approval certificate. | | |

Classifications

| | | | |
|------------|-------------|------------|-------------|
| ETIM 4.0 | EC002637 | ETIM 5.0 | EC002637 |
| ETIM 6.0 | EC002637 | UNSPSC | 30-21-18-11 |
| eClass 5.1 | 27-26-11-02 | eClass 6.2 | 27-26-07-04 |
| eClass 7.1 | 27-44-04-02 | eClass 8.1 | 27-44-04-02 |
| eClass 9.0 | 27-44-04-02 | eClass 9.1 | 27-44-04-02 |

Notes

- Notes
- Additional colours on request
 - For additional mechanical support for male connectors with screw flange (...F), we recommend an additional cable gland with fastening screws (sheet metal screw ISO 1481-ST 2.2x4.5 C or ISO 7049-ST 2.2x4.5 C – see Accessories). Cable gland only permitted before soldering.
 - Rated current related to rated cross-section & min. No. of poles.
 - Rated data refer only to the component itself. Clearance and creepage distances to other components are to be designed in accordance with the relevant application standards.
 - P on drawing = pitch

IPC conformity The products are developed, manufactured and delivered according to the internationally recognised IPC-A-610 standard, category "permissible". More extensive demands on the products can be evaluated on request.

Approvals

Approvals



ROHS Conform

Data sheet**OMNIMATE Signal - series BC/SC 3.81
SC 3.81/09/180F 3.2SN OR BX**

Weidmüller Interface GmbH & Co. KG
Klingenbergstraße 16
D-32758 Detmold
Germany
Fon: +49 5231 14-0
Fax: +49 5231 14-292083
www.weidmueller.com

Technical data**Downloads**

Approval/Certificate/Document of
Conformity

[Declaration of the Manufacturer](#)

Brochure/Catalogue

[FL DRIVES EN](#)

[MB DEVICE MANUF. EN](#)

[FL DRIVES DE](#)

[CAT 2 PORTFOLIOGUIDE EN](#)

[FL BUILDING SAFETY EN](#)

[FL APPL LED LIGHTING EN](#)

[FLIndustr.CONTROLS EN](#)

[FL MACHINE SAFETY EN](#)

[FL HEATING ELECTR EN](#)

[FL APPL INVERTER EN](#)

[FL BASE STATION EN](#)

[FL ELEVATOR EN](#)

[FL POWER SUPPLY EN](#)

[FL 72H SAMPLE SER EN](#)

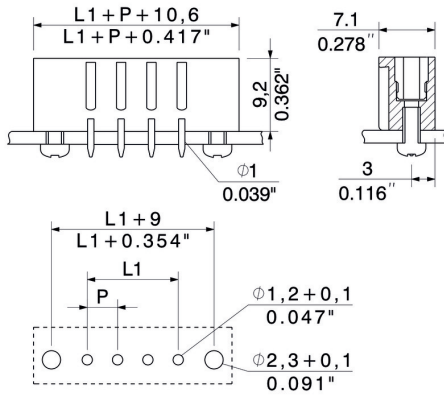
[PO OMNIMATE EN](#)

**OMNIMATE Signal - series BC/SC 3.81
SC 3.81/09/180F 3.2SN OR BX**

Weidmüller Interface GmbH & Co. KG
 Klingenbergstraße 16
 D-32758 Detmold
 Germany
 Fon: +49 5231 14-0
 Fax: +49 5231 14-292083
 www.weidmueller.com

Drawings

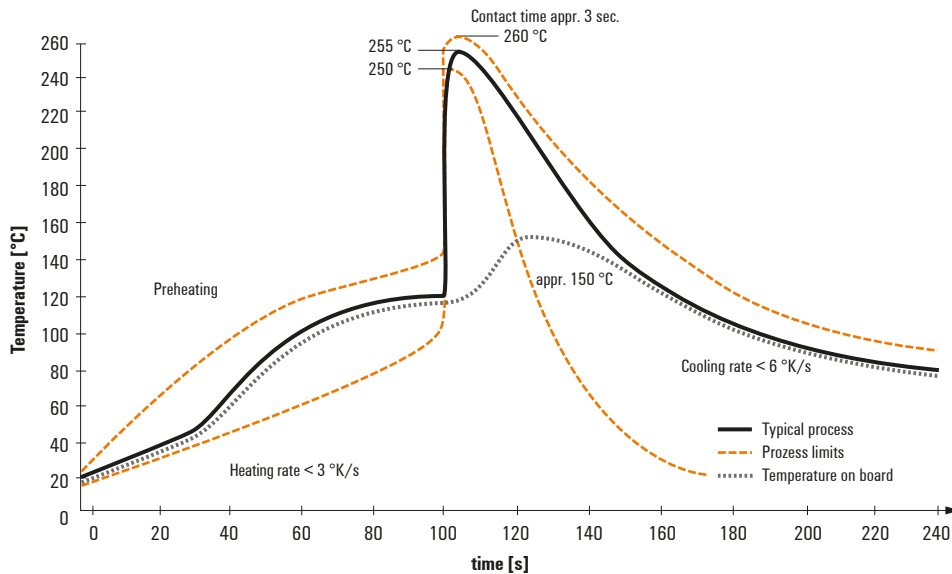
Dimensional drawing



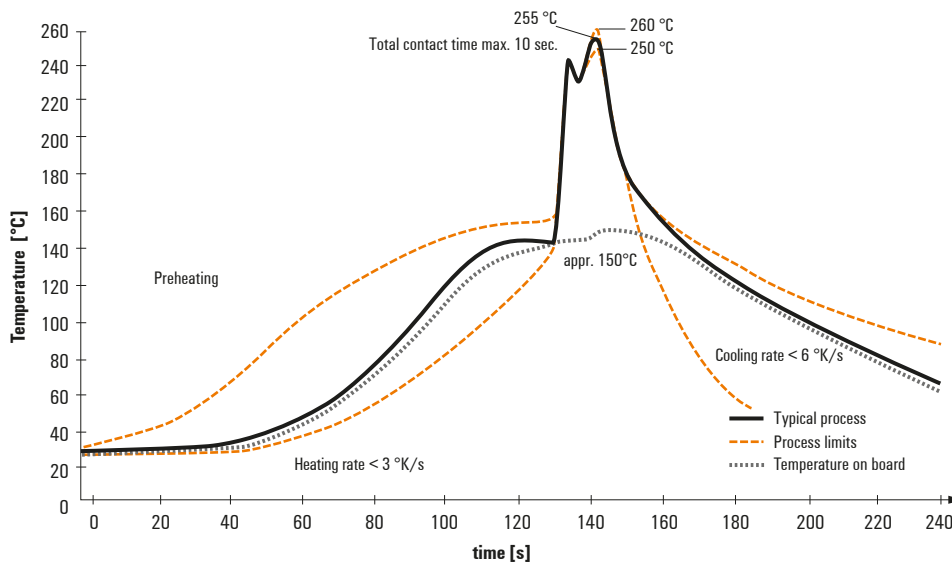
Recommended wave soldering profiles

Weidmüller Interface GmbH & Co. KG
 Klingenbergstraße 16
 D-32758 Detmold
 Germany
 Fon: +49 5231 14-0
 Fax: +49 5231 14-292083
 www.weidmueller.com

Single Wave:



Double Wave:



Wave soldering profiles

Wired connection elements should be processed in accordance with the DIN EN 61760-1 standard. We have included two recommendations for practical wave soldering profiles, with which Weidmüller PCB terminals and connectors are qualified.

When choosing a suitable profile for your application, the following factors also need to be considered:

- PCB thickness
- Proportion of Cu in the layers
- Single/double-sided assembly
- Product range
- Heating and cooling rates

The single and double wave profiles each indicate the recommended operating range, including the maximum soldering temperature of 260°C. In practice, the maximum soldering temperature is quite often well below the above maximum profile.

X-ON Electronics

Largest Supplier of Electrical and Electronic Components

Click to view similar products for [weidmuller](#) manufacturer:

Other Similar products are found below :

[8924550000](#) [56956](#) [0133660000](#) [6720000227](#) [6720005111](#) [68676](#) [69718](#) [EXO24CH](#) [7760056348](#) [7940000218](#) [8005181001](#) [8008180000](#)
[8432240000](#) [8463580000](#) [8545830000](#) [8689870000](#) [8705640000](#) [9001080000](#) [9003720000](#) [9004250000](#) [9004780000](#) [9013260000](#)
[9014100000](#) [9019040000](#) [9026010000](#) [9028630000](#) [903708](#) [9037350000](#) [9046290000](#) [9129643500](#) [913155](#) [9159530000](#) [919656](#) [919764](#)
[9202230000](#) [9202850000](#) [9456750000](#) [9457913000](#) [980811](#) [980826](#) [9912800003](#) [9916080000](#) [9916280012](#) [9918380000](#) [9919371205](#)
[9919371224](#) [9925710000](#) [9927480024](#) [1166660000](#) [11751](#)