


Connectors in 3.81 mm pitch Series BC/SC 3.81

SC 3.81/./90



Male header with plugging direction in parallel to the circuit board.

- Available in closed (G) version and with screw flange (F)

Weidmüller's 3.81 mm pitch (0.15 inch) plug-in connectors are compatible with the layouts of standard connectors. They support a flood-light display and offer space for labelling and coding.

Product data

IEC: 320 V / 17.5 A
UL: 300 V / 10 A



For additional articles and information, refer to catalog.weidmueller.com

Note:

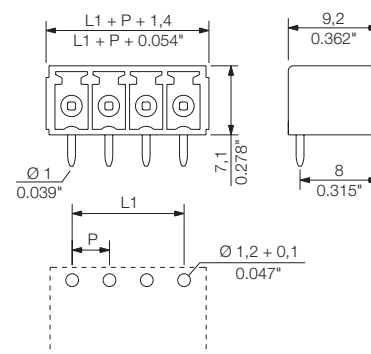
- Additional colours on request
- Gold-plated contact surfaces on request
- Rated current related to rated cross-section & min. No. of poles.
- Rated data refer only to the component itself. Clearance and creepage distances to other components are to be designed in accordance with the relevant application standards.
- P on drawing = pitch

SC 3.81/./90G

closed side



Dimensioned drawing



Technical data

In compliance with IEC 60664-1 / IEC 61984			
Clamping range, max.	mm ²		
Solid core H05(07) V-U	mm ²		
Stranded H07 V-R			
Flexible H05(07) V-K	mm ²		
Flexible with ferrule	mm ²		
Ferrule with plastic collar	mm ²		
Stripping length	mm		
Screwdriver blade	mm		
According to norm			
Tightening torque range	Nm		
Rated current, max.	A	17.5	17.5
At ambient temperature		20°C	40°C
For conductor cross-section	mm ²		
Overvoltage category		III	III II
Pollution severity		3	2 2
Rated voltage	V	160	160 320
Rated impulse voltage	kV	2.5	2.5 2.5
UL / CUL (Use Group)		B	C D
Rated voltage	V	300	300
Rated current	A	10	10
AWG conductor	AWG		-
CSA (Use Group)		B	C D
Rated voltage	V	300	300
Rated current	A	10	10
AWG conductor	AWG		-
General data			
Type of insulation material		PA GF	
UL 94 flammability rating		V-0	
Contact base material		Cu-Leg	
Material of contact surface		tinned	
Pin dimensions = d	mm	1.0, Octagonal	
Solder eyelet Ø = D	mm	1.2	
Solder eyelet Ø tolerance	mm	+ 0,1	

Accessories

Note: Refer to the Accessories chapter for additional accessories.

Coding	Order No.
SC-SMT 3.81 KO GY BX	1968900000
LED light guide	
SC 3.81 FLA 1.5/14.25	1979730000
SC 3.81 FLA 1.5/16	1979720000
SC 3.81 FLA 2.3/14.25	1979750000
SC 3.81 FLA 2.3/16	1979740000

Ordering data

Solder pin length		3.2 mm	3.2 mm
Colour		Orange	Black
Pitch 3.81 mm			
Pol.	L1 (inch)	Qty.	Order No.
2	3.81	50	1942020000 1793130000
3	7.62	50	1942040000 1793140000
4	11.43	50	1942070000 1793150000
5	15.24	50	1942090000 1793160000
6	19.05	50	1942100000 1793170000
7	22.86	50	1942120000 1942350000
8	26.67	50	1942130000 1793180000
9	30.48	50	1942140000 1942360000
10	34.29	50	1942150000 1793190000
11	38.10	50	1942160000 1942370000
12	41.91	50	1942170000 1793200000
13	45.72	50	1942180000 1942380000
14	49.53	50	1942190000 1942390000
15	53.34	50	1942200000 1942400000
16	57.15	50	1942210000 1793210000
17	60.96	50	1942220000 1942410000
18	64.77	50	1942230000 1942420000
19	68.58	50	1942240000 1942430000
20	72.39	50	1942250000 1942440000

3.81

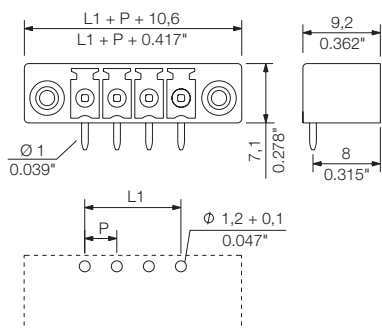
90°

SC 3.81/.. /90F

with screw flange




Dimensioned drawing



Ordering data

Solder pin length		3.2 mm	3.2 mm
Colour		Orange	Black
Pitch		3.81 mm	
Pol.	L1 (inch)	Qty.	Order No.
2	3.81 0.150	50	1942450000 1793330000
3	7.62 0.300	50	1942460000 1793340000
4	11.43 0.450	50	1942470000 1793350000
5	15.24 0.600	50	1942480000 1793360000
6	19.05 0.750	50	1942490000 1793370000
7	22.86 0.900	50	1942500000 1942740000
8	26.67 1.050	50	1942510000 1793380000
9	30.48 1.200	50	1942520000 1942750000
10	34.29 1.350	50	1942530000 1793390000
11	38.10 1.500	50	1942540000 1942760000
12	41.91 1.650	50	1942550000 1793400000
13	45.72 1.800	50	1942560000 1942770000
14	49.53 1.950	50	1942570000 1942780000
15	53.34 2.100	50	1942580000 1942790000
16	57.15 2.250	50	1942590000 1793410000
17	60.96 2.400	50	1942600000 1942800000
18	64.77 2.550	50	1942610000 1942810000
19	68.58 2.700	50	1942620000 1942820000
20	72.39 2.850	50	1942630000 1942830000

SC 3.81../180



The 180° male header has a perpendicular plugging direction in relation to the circuit board. It is available in closed (G) and screw flange (F) versions.

Weidmüller's 3.81 mm pitch (0.15 inch) plug-in connectors are compatible with the layouts of standard connectors and offer space for labelling and coding.

Product data

IEC: 320 V / 17.5 A
UL: 300 V / 10 A



For additional articles and information, refer to catalog.weidmueller.com

Note:

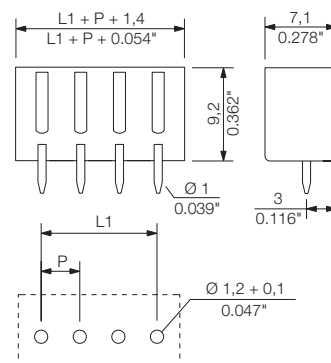
- Additional colours on request
- Gold-plated contact surfaces on request
- Rated current related to rated cross-section & min. No. of poles.
- Rated data refer only to the component itself. Clearance and creepage distances to other components are to be designed in accordance with the relevant application standards.
- P on drawing = pitch

SC 3.81../180G

closed side



Dimensioned drawing



Technical data

In compliance with IEC 60664-1 / IEC 61984			
Clamping range, max.	mm ²		
Solid core H05(07) V-U	mm ²		
Stranded H07 V-R			
Flexible H05(07) V-K	mm ²		
Flexible with ferrule	mm ²		
Ferrule with plastic collar	mm ²		
Stripping length	mm		
Screwdriver blade	mm		
According to norm			
Tightening torque range	Nm		
Rated current, max.	A	17.5	17.5
At ambient temperature		20°C	40°C
For conductor cross-section	mm ²		
Overtoltage category		III	III II
Pollution severity		3	2 2
Rated voltage	V	160	160 320
Rated impulse voltage	kV	2.5	2.5 2.5
UL / CUL (Use Group)		B	C D
Rated voltage	V	300	300
Rated current	A	10	10
AWG conductor	AWG		-
CSA (Use Group)		B	C D
Rated voltage	V	300	300
Rated current	A	10	10
AWG conductor	AWG		-
General data			
Type of insulation material		PA GF	
UL 94 flammability rating		V-0	
Contact base material		Cu-Leg	
Material of contact surface		tinned	
Pin dimensions = d	mm	1.0, Octagonal	
Solder eyelet Ø = D	mm	1.2	
Solder eyelet Ø tolerance	mm	+ 0,1	

Accessories

Note: Refer to the Accessories chapter for additional accessories.

Coding	Order No.
SC-SMT 3.81 KO GY BX	1968900000
Mounting screw	
PTSC KA 2.2X4.5 WN1412	1610740000

Ordering data

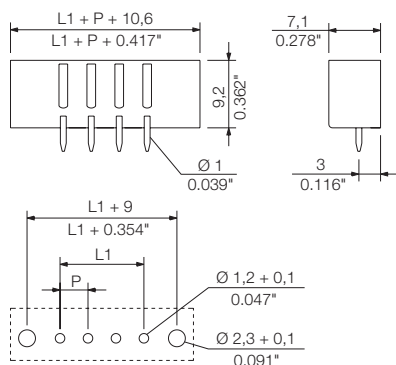
Solder pin length		3.2 mm	3.2 mm		
Colour		Orange	Black		
Pitch 3.81 mm					
Pol.	L1 (inch)	Qty.	Order No.	Order No.	
2	3.81	0.150	50	1942840000	1793520000
3	7.62	0.300	50	1942850000	1793530000
4	11.43	0.450	50	1942860000	1793540000
5	15.24	0.600	50	1942870000	1793550000
6	19.05	0.750	50	1942880000	1793560000
7	22.86	0.900	50	1942890000	1871490000
8	26.67	1.050	50	1942900000	1793570000
9	30.48	1.200	50	1942910000	1871470000
10	34.29	1.350	50	1942920000	1793580000
11	38.10	1.500	50	1942930000	1943100000
12	41.91	1.650	50	1942940000	1793590000
13	45.72	1.800	50	1942950000	1943110000
14	49.53	1.950	50	1942960000	1943120000
15	53.34	2.100	50	1942970000	1943130000
16	57.15	2.250	50	1942980000	1793600000
17	60.96	2.400	50	1942990000	1943140000
18	64.77	2.550	50	1943000000	1943150000
19	68.58	2.700	50	1943010000	1943160000
20	72.39	2.850	50	1943020000	1943170000

SC 3.81/././180F

with screw flange



Dimensioned drawing



Ordering data

Solder pin length		3.2 mm	3.2 mm		
Colour		Orange	Black		
Pitch		3.81 mm			
Pol.	L1	(inch)	Qty.	Order No.	Order No.
2	3.81	0.150	50	1943180000	1793700000
3	7.62	0.300	50	1943190000	1793710000
4	11.43	0.450	50	1943200000	1793720000
5	15.24	0.600	50	1943210000	1793730000
6	19.05	0.750	50	1943220000	1793740000
7	22.86	0.900	50	1943230000	1837010000
8	26.67	1.050	50	1943240000	1793750000
9	30.48	1.200	50	1943250000	1943470000
10	34.29	1.350	50	1943260000	1793760000
11	38.10	1.500	50	1943270000	1943480000
12	41.91	1.650	50	1943280000	1793770000
13	45.72	1.800	50	1943290000	1943490000
14	49.53	1.950	50	1943300000	1943500000
15	53.34	2.100	50	1943310000	1943510000
16	57.15	2.250	50	1943320000	1793780000
17	60.96	2.400	50	1943330000	1943520000
18	64.77	2.550	50	1943340000	1943530000
19	68.58	2.700	50	1943350000	1943540000
20	72.39	2.850	50	1943360000	1943550000

Connectors in 3.81 mm pitch Series BC/SC 3.81

SCZ 3.81../180



Inverted male plug with screw connection:

- Wire-to-wire connection with the BCZ female plug
- Board-to-wire connection with the BCL-SMT female header.
- Available in closed (G) version, screw flange (F), inverted flange (FI) and with lock and release lever (LR).

Weidmüller's 3.81 mm pitch (0.15 inch) plug-in connectors are compatible with the layouts of standard connectors and offer space for labelling and coding.

Product data

IEC: 320 V / 17.5 A / 0.2 - 1.5 mm²
UL: 300 V / 10 A / AWG 28 - 16



For additional articles and information, refer to catalog.weidmuller.com

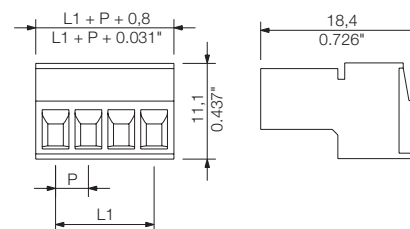
Note:

- Additional colours on request
- Gold-plated contact surfaces on request
- Rated current related to rated cross-section & min. No. of poles.
- Wire end ferrule with plastic collar to DIN 46228/4
- P on drawing = pitch
- Rated data refer only to the component itself. Clearance and creepage distances to other components are to be designed in accordance with the relevant application standards.

SCZ 3.81../180G



Dimensioned drawing



Technical data

In compliance with IEC 60664-1 / IEC 61984			
Clamping range, max.	mm ²	0.08...1.5	
Solid core H05(07) V-U	mm²	0.2...1.5	
Stranded H07 V-R			
Flexible H05(07) V-K	mm ²	0.2...1.5	
Flexible with ferrule	mm ²	0.2...1.5	
Ferrule with plastic collar	mm ²	0.2...1.5	
Stripping length	mm	7	
Screwdriver blade	mm	0.4 x 2.5	
According to norm		DIN 5264	
Tightening torque range	Nm	0.2...0.25	
Rated current, max.	A	17.5	17.5
At ambient temperature		20°C	40°C
For conductor cross-section	mm ²	1	
Overtoltage category		III	III II
Pollution severity		3	2 2
Rated voltage	V	160	160 320
Rated impulse voltage	kV	2.5	2.5 2.5
UL / CUL (Use Group)		B	C D
Rated voltage	V	300	300
Rated current	A	10	10
AWG conductor	AWG	28-16	
CSA (Use Group)		B	C D
Rated voltage	V	300	300
Rated current	A	10	10
AWG conductor	AWG	28-16	
General data			
Type of insulation material		PA GF	
UL 94 flammability rating		V-0	
Contact base material		Cu-Leg	
Material of contact surface		tinned	
Pin dimensions = d	mm		
Solder eyelet Ø = D	mm		
Solder eyelet Ø tolerance	mm		

Accessories

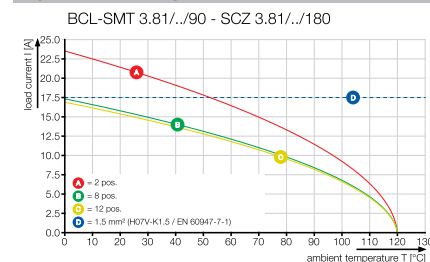
Note: Refer to the Accessories chapter for additional accessories.

Coding	Order No.
SC-SMT 3.81 KO GY BX	1968900000
Screwdriver	
SDIS 0.4X2.5X75	9008370000
SDS 0.4X2.5X75	9009030000

Ordering data

Solder pin length					
Colour	Orange		Black		
Pitch	3.81 mm				
Pol.	L1	(inch)	Qty.	Order No.	Order No.
2	3.81	0.150	50	1969520000	1970010000
3	7.62	0.300	50	1969540000	1970020000
4	11.43	0.450	50	1969560000	1970030000
5	15.24	0.600	50	1969570000	1970050000
6	19.05	0.750	50	1969580000	1970060000
7	22.86	0.900	50	1969590000	1970070000
8	26.67	1.050	50	1969610000	1970080000
9	30.48	1.200	50	1969630000	1970090000
10	34.29	1.350	50	1969640000	1970100000
11	38.10	1.500	50	1969660000	1970110000
12	41.91	1.650	50	1969670000	1970120000

Representative deratings curve



X-ON Electronics

Largest Supplier of Electrical and Electronic Components

Click to view similar products for [weidmuller](#) manufacturer:

Other Similar products are found below :

[8924550000](#) [56956](#) [0133660000](#) [6720000227](#) [6720005111](#) [68676](#) [69718](#) [EXO24CH](#) [7760056348](#) [7940000218](#) [8005181001](#) [8008180000](#)
[8432240000](#) [8463580000](#) [8545830000](#) [8689870000](#) [8705640000](#) [9001080000](#) [9003720000](#) [9004250000](#) [9004780000](#) [9013260000](#)
[9014100000](#) [9019040000](#) [9026010000](#) [9028630000](#) [903708](#) [9037350000](#) [9046290000](#) [9129643500](#) [913155](#) [9159530000](#) [919656](#) [919764](#)
[9202230000](#) [9202850000](#) [9456750000](#) [9457913000](#) [980811](#) [980826](#) [9912800003](#) [9916080000](#) [9916280012](#) [9918380000](#) [9919371205](#)
[9919371224](#) [9925710000](#) [9927480024](#) [1166660000](#) [11751](#)