

**AIO23 1.5 2SI****Weidmüller Interfaces GmbH & Co. KG**

Postfach 3030


32760 Detmold

Tel. +49 5231 14-0

Fax. +49 5231 14-2083

info@weidmueller.com

www.weidmueller.com

**Product image**

Klippon<sup>®</sup> Connect gives your panel design maximum flexibility thanks to PUSH IN technology. The extremely compact design and simple handling at the same time help to make processes more efficient right from the planning stage.

**General ordering data**

Version	Initiator/actuator terminal, PUSH IN, 1.5 mm <sup>2</sup> , 250 V, 13.5 A, dark beige
Order No.	<a href="#">1992220000</a>
Type	AIO23 1.5 2SI
GTIN (EAN)	4050118377538
Qty.	100 pc(s).

## AIO23 1.5 2SI

Weidmüller Interfaces GmbH &amp; Co. KG

Postfach 3030

32760 Detmold

Tel. +49 5231 14-0

Fax. +49 5231 14-2083

info@weidmueller.com

www.weidmueller.com

## Technical data

## Dimensions and weights

Depth	49.5 mm	Depth (inches)	1.949 inch
Depth including DIN rail	50.5 mm	Height	110 mm
Height (inches)	4.331 inch	Width	3.5 mm
Width (inches)	0.138 inch	Net weight	5.582 g

## Temperatures

Storage temperature	-25 °C...55 °C	Continuous operating temp., min.	-60 °C
Continuous operating temp., max.	130 °C		

## Material data

Material	Wemid	Colour	dark beige
Colour of operational elements	blue, red, white	UL 94 flammability rating	V-0

## Rating data IECEx/ATEX

Certificate No. (ATEX)	TUEV17ATEX8031U	Certificate No. (IECEX)	IECEXTUR17.0016U
Max. voltage (ATEX)	220 V	Current (ATEX)	12 A
Wire cross section max. (ATEX)	1.5 mm <sup>2</sup>	Max. voltage (IECEX)	220 V
Current (IECEX)	12 A	Wire cross section max. (IECEX)	1.5 mm <sup>2</sup>
Marking EN 60079-7	Ex eb II C Gb	Ex 2014/34/EU label	II 2 G D

## System specifications

End cover plate required	Yes	Number of potentials	4
Number of levels	3	Levels cross-connected internally	No
PE connection	No	Rail	TS 35
N-function	Yes	PE function	No
PEN function	No		

## Additional technical data

Installation advice	Rail	Open sides	right
Snap-on	No	Type of fixing	Snap-on
Type of mounting	TS 35	With snap-in pegs	No

## CSA rating data

Certificate No. (CSA)	200039-70089609	Current size D (CSA)	13 A
Voltage size D (CSA)	150 V	Wire cross section max. (CSA)	14 AWG
Wire cross section min. (CSA)	26 AWG		

## Conductors for clamping (rated connection)

Blade size	0.4 x 2.0 mm
Clamping range, max.	1.5 mm <sup>2</sup>
Clamping range, min.	0.14 mm <sup>2</sup>
Connection cross-section, stranded, max.	1.5 mm <sup>2</sup>
Connection cross-section, stranded, min.	0.5 mm <sup>2</sup>
Connection direction	top
Gauge to IEC 60947-1	A1
Number of connections	6
Stripping length	8 mm

Creation date September 17, 2022 9:16:39 PM CEST

## AIO23 1.5 2SI

Weidmüller Interfaces GmbH &amp; Co. KG

Postfach 3030

32760 Detmold

Tel. +49 5231 14-0

Fax. +49 5231 14-2083

## Technical data

Tube length for wire-end ferrule with plastic collar DIN 46228/4	Tube length	min.	6 mm
		max.	8 mm
		max.	10 mm
Tube length for wire-end ferrule without plastic collar DIN 46228/1	Cross-section for conductor connection	min.	0.14 mm <sup>2</sup>
		max.	0.95 mm <sup>2</sup>
	Cross-section for conductor connection	nominal	0.25 mm <sup>2</sup>
	Tube length	min.	5 mm
	Cross-section for conductor connection	min.	0.5 mm <sup>2</sup>
	max.	1 mm <sup>2</sup>	
	Tube length	nominal	6 mm
	Cross-section for conductor connection	nominal	1.5 mm <sup>2</sup>
	Tube length	nominal	10 mm
Type of connection	PUSH IN		
Wire connection cross section AWG, max.	AWG 14		
Wire connection cross section AWG, min.	AWG 26		
Wire connection cross section, finely stranded, max.	1.5 mm <sup>2</sup>		
Wire connection cross section, finely stranded, min.	0.5 mm <sup>2</sup>		
Wire connection cross-section, finely stranded with wire-end ferrules DIN 46228/1, max.	1.5 mm <sup>2</sup>		
Wire connection cross-section, finely stranded with wire-end ferrules DIN 46228/1, min.	0.5 mm <sup>2</sup>		
Wire connection cross-section, finely stranded with wire-end ferrules DIN 46228/4, max.	1 mm <sup>2</sup>		
Wire connection cross-section, finely stranded with wire-end ferrules DIN 46228/4, min.	0.5 mm <sup>2</sup>		
Wire connection cross-section, solid core, max.	1.5 mm <sup>2</sup>		
Wire connection cross-section, solid core, min.	0.5 mm <sup>2</sup>		

## General

Installation advice	Rail	Rail	TS 35
Standards	In accordance with IEC 60947-7-1	Wire connection cross section AWG, max.	AWG 14
Wire connection cross section AWG, min.	AWG 26		

## Rating data

Rated cross-section	1.5 mm <sup>2</sup>	Rated voltage	250 V
Rated current	13.5 A	Current at maximum wires	13.5 A
Standards	In accordance with IEC 60947-7-1	Volume resistance according to IEC 60947-7-x	1.83 mΩ
Rated impulse withstand voltage	4 kV	Power loss in accordance with IEC 60947-7-x	0.56 W
Pollution severity	3	Surge voltage category	III

## AIO23 1.5 2SI

Weidmüller Interfaces GmbH &amp; Co. KG

Postfach 3030

32760 Detmold

Tel. +49 5231 14-0

Fax. +49 5231 14-2083

info@weidmueller.com

## Technical data

## UL rating data

Certificate No. (cURus)	E60693	Conductor size Factory wiring max. (cURus)	14 AWG
Conductor size Factory wiring min. (cURus)	26 AWG	Conductor size Field wiring max. (cURus)	14 AWG
Conductor size Field wiring min. (cURus)	26 AWG	Current size D (cURus)	13 A
Voltage size D (cURus)	150 V		

## Classifications

ETIM 6.0	EC000900	ETIM 7.0	EC000900
ETIM 8.0	EC000900	ECLASS 9.0	27-14-11-28
ECLASS 9.1	27-14-11-28	ECLASS 10.0	27-14-11-28
ECLASS 11.0	27-14-11-28	ECLASS 12.0	27-14-11-28

## Important note

Product information For the wire end ferrules H1/10 and H1.5/10 a stripping length of 10 mm is to apply.

## Approvals

Approvals



ROHS	Conform
UL File Number Search	UL Website
Certificate No. (cURus)	E60693

## Downloads

Approval/Certificate/Document of Conformity	<a href="#">Attestation of Conformity</a> <a href="#">IECEX Certificate</a> <a href="#">ATEX Certificate</a> <a href="#">DNVGL certificate</a> <a href="#">BV certificate</a> <a href="#">MARITREG certificate</a> <a href="#">CCC Ex Certificate</a> <a href="#">CE Declaration of Conformity</a> <a href="#">CE Declaration of Conformity all terminals</a> <a href="#">UKCA Declaration of Conformity</a>
Engineering Data	<a href="#">CAD data – STEP</a>
Engineering Data	<a href="#">EPLAN, WSCAD, Zuken E3.S</a>
Tender specification	<a href="#">Klippon® Connect 1992220000 DE</a> <a href="#">Klippon® Connect 1992220000 EN</a>
User Documentation	<a href="#">NTI AIO23 1.5 2SI</a> <a href="#">StorageConditionsTerminalBlocks</a> <a href="#">BPZL AXC 1.5-16</a>
Catalogues	<a href="#">Catalogues in PDF-format</a>
Brochures	

Creation date September 17, 2022 9:16:39 PM CEST

Catalogue status 09.09.2022 / We reserve the right to make technical changes.

**AIO23 1.5 2SI**

**Weidmüller Interfaces GmbH & Co. KG**

Postfach 3030


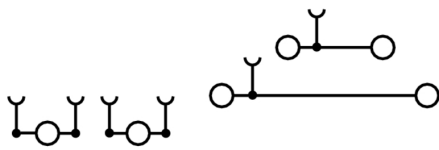
32760 Detmold

Tel. +49 5231 14-0

Fax. +49 5231 14-2083

[info@weidmueller.com](mailto:info@weidmueller.com)

**Drawings**



## X-ON Electronics

Largest Supplier of Electrical and Electronic Components

*Click to view similar products for [DIN Rail Terminal Blocks](#) category:*

*Click to view products by [Weidmuller](#) manufacturer:*

Other Similar products are found below :

[00110420202](#) [00175550302](#) [8WA1011-1BH23](#) [8WA1011-1EF20](#) [91.040](#) [9123140000](#) [RBO 5-T-B-HEX](#) [1333564](#) [DP25-GY-ND](#) [1431306](#)  
[HSL-TB64-DIN](#) [90.070](#) [90.202](#) [912314](#) [260-301\\_NR](#) [2757571](#) [280-331](#) [280-560](#) [280-564](#) [281-611/281-542](#) [281-673/281-411](#) [281-994](#)  
[283-317](#) [283-607](#) [2948995](#) [264-724](#) [264-726](#) [280-530](#) [280-555](#) [280-619](#) [281-610](#) [281-622/281-417](#) [284-317](#) [284-601](#) [2907033](#) [5542152](#)  
[35956](#) [USK 10](#) [102510](#) [5520682](#) [5607102](#) [EMH 25-ZE30](#) [591620-2](#) [UM 45-SEFE M.NUT BK](#) [1-591651-1](#) [8671050000](#) [264-706](#) [280-575](#)  
[281-664](#) [592814-1](#)