

AIO21 1.5 SO-PE**Weidmüller Interfaces GmbH & Co. KG**

Postfach 3030


32760 Detmold

Tel. +49 5231 14-0

Fax. +49 5231 14-2083

info@weidmueller.com

www.weidmueller.com

Product image

Klippon[®] Connect gives your panel design maximum flexibility thanks to PUSH IN technology. The extremely compact design and simple handling at the same time help to make processes more efficient right from the planning stage.

General ordering data

Version	Initiator/actuator terminal, PUSH IN, 1.5 mm ² , 250 V, 13.5 A, dark beige
Order No.	1992250000
Type	AIO21 1.5 SO-PE
GTIN (EAN)	4050118377347
Qty.	100 pc(s).

AIO21 1.5 SO-PE

Weidmüller Interfaces GmbH & Co. KG

Postfach 3030

32760 Detmold

Tel. +49 5231 14-0

Fax. +49 5231 14-2083

info@weidmueller.com

www.weidmueller.com

Technical data

Dimensions and weights

Depth	42 mm	Depth (inches)	1.654 inch
Depth including DIN rail	43 mm	Height	80 mm
Height (inches)	3.15 inch	Width	3.5 mm
Width (inches)	0.138 inch	Net weight	9.559 g

Temperatures

Storage temperature	-25 °C...55 °C	Continuous operating temp., min.	-60 °C
Continuous operating temp., max.	130 °C		

Material data

Material	Wemid	Colour	dark beige
Colour of operational elements	blue, Green/yellow, white	UL 94 flammability rating	V-0

Rating data IECEx/ATEX

Certificate No. (ATEX)	TUEV17ATEX8031U	Certificate No. (IECEX)	IECEXTUR17.0016U
Max. voltage (ATEX)	220 V	Current (ATEX)	12 A
Wire cross section max. (ATEX)	1.5 mm ²	Max. voltage (IECEX)	220 V
Current (IECEX)	12 A	Wire cross section max. (IECEX)	1.5 mm ²
Marking EN 60079-7	Ex eb II C Gb	Ex 2014/34/EU label	II 2 G D

System specifications

End cover plate required	Yes	Number of potentials	3
Number of levels	2	Levels cross-connected internally	No
PE connection	Yes	Rail	TS 35
N-function	Yes	PE function	Yes
PEN function	No		

Additional technical data

Installation advice	Rail	Open sides	right
Snap-on	No	Type of fixing	Snap-on
Type of mounting	TS 35	With snap-in pegs	No

CSA rating data

Certificate No. (CSA)	200039-70089609	Current size D (CSA)	13 A
Voltage size D (CSA)	150 V	Wire cross section max. (CSA)	14 AWG
Wire cross section min. (CSA)	26 AWG		

Conductors for clamping (rated connection)

Blade size	0.4 x 2.0 mm
Clamping range, max.	1.5 mm ²
Clamping range, min.	0.14 mm ²
Connection cross-section, stranded, max.	1.5 mm ²
Connection cross-section, stranded, min.	0.5 mm ²
Connection direction	top
Gauge to IEC 60947-1	A1
Number of connections	4
Stripping length	8 mm

Creation date September 17, 2022 9:03:51 PM CEST

AIO21 1.5 SO-PE

Weidmüller Interfaces GmbH & Co. KG

Postfach 3030

32760 Detmold

Tel. +49 5231 14-0

Fax. +49 5231 14-2083

Technical data

Tube length for wire-end ferrule with plastic collar DIN 46228/4	Tube length	min.	6 mm
	Cross-section for conductor connection	min.	0.14 mm ²
		max.	0.95 mm ²
Tube length for wire-end ferrule without plastic collar DIN 46228/1	Cross-section for conductor connection	nominal	0.25 mm ²
	Tube length	min.	5 mm
	Cross-section for conductor connection	min.	0.5 mm ²
		max.	1 mm ²
	Tube length	nominal	6 mm
	Cross-section for conductor connection	nominal	1.5 mm ²
Tube length	nominal	10 mm	
Type of connection	PUSH IN		
Wire connection cross section AWG, max.	AWG 14		
Wire connection cross section AWG, min.	AWG 26		
Wire connection cross section, finely stranded, max.	1.5 mm ²		
Wire connection cross section, finely stranded, min.	0.5 mm ²		
Wire connection cross-section, finely stranded with wire-end ferrules DIN 46228/1, max.	1.5 mm ²		
Wire connection cross-section, finely stranded with wire-end ferrules DIN 46228/1, min.	0.5 mm ²		
Wire connection cross-section, finely stranded with wire-end ferrules DIN 46228/4, max.	1 mm ²		
Wire connection cross-section, finely stranded with wire-end ferrules DIN 46228/4, min.	0.5 mm ²		
Wire connection cross-section, solid core, max.	1.5 mm ²		
Wire connection cross-section, solid core, min.	0.5 mm ²		

General

Installation advice	Rail	Rail	TS 35
Standards	In accordance with IEC 60947-7-1	Wire connection cross section AWG, max.	AWG 14
Wire connection cross section AWG, min.	AWG 26		

Rating data

Rated cross-section	1.5 mm ²	Rated voltage	250 V
Rated current	13.5 A	Current at maximum wires	13.5 A
Standards	In accordance with IEC 60947-7-1	Volume resistance according to IEC 60947-7-x	1.83 mΩ
Rated impulse withstand voltage	4 kV	Power loss in accordance with IEC 60947-7-x	1.12 W
Pollution severity	3	Surge voltage category	III

AIO21 1.5 SO-PE

Weidmüller Interfaces GmbH & Co. KG

Postfach 3030

32760 Detmold

Tel. +49 5231 14-0

Fax. +49 5231 14-2083

info@weidmueller.com

Technical data

UL rating data

Certificate No. (cURus)	E60693	Conductor size Factory wiring max. (cURus)	14 AWG
Conductor size Factory wiring min. (cURus)	26 AWG	Conductor size Field wiring max. (cURus)	14 AWG
Conductor size Field wiring min. (cURus)	26 AWG	Current size D (cURus)	13 A
Voltage size D (cURus)	150 V		

Classifications

ETIM 6.0	EC000900	ETIM 7.0	EC000900
ETIM 8.0	EC000900	ECLASS 9.0	27-14-11-28
ECLASS 9.1	27-14-11-28	ECLASS 10.0	27-14-11-28
ECLASS 11.0	27-14-11-28	ECLASS 12.0	27-14-11-28

Important note

Product information For the wire end ferrules H1/10 and H1.5/10 a stripping length of 10 mm is to apply.

Approvals

Approvals



ROHS	Conform
UL File Number Search	UL Website
Certificate No. (cURus)	E60693

Downloads

Approval/Certificate/Document of Conformity	Attestation of Conformity IECEX Certificate ATEX Certificate CB Test Certificate CB Certificate DNVGL certificate BV certificate MARITREG certificate CCC Ex Certificate CE Declaration of Conformity CE Declaration of Conformity all terminals UKCA Declaration of Conformity
Engineering Data	CAD data – STEP
Engineering Data	EPLAN, WSCAD, Zuken E3.S
Tender specification	Klippon@ Connect 1992250000 DE Klippon@ Connect 1992250000 EN
User Documentation	NTI_AIO21_1.5_SI.pdf NTI_AIO21_1.5_SO StorageConditionsTerminalBlocks BPZL_AXC_PE
Catalogues	Catalogues in PDF-format
Brochures	

Creation date September 17, 2022 9:03:51 PM CEST

Catalogue status 09.09.2022 / We reserve the right to make technical changes.

AIO21 1.5 SO-PE

Weidmüller Interfaces GmbH & Co. KG

Postfach 3030


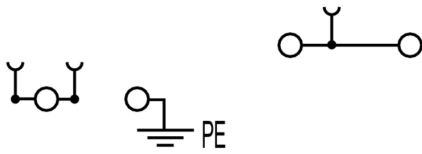
32760 Detmold

Tel. +49 5231 14-0

Fax. +49 5231 14-2083

info@weidmueller.com

Drawings



X-ON Electronics

Largest Supplier of Electrical and Electronic Components

Click to view similar products for [DIN Rail Terminal Blocks](#) category:

Click to view products by [Weidmuller](#) manufacturer:

Other Similar products are found below :

[00110420202](#) [00175550302](#) [8WA1011-1BH23](#) [91.040](#) [9123140000](#) [RBO 5-T-B-HEX](#) [1333564](#) [1431306](#) [HSL-TB64-DIN](#) [90.070](#) [90.202](#)
[912314](#) [260-301_NR](#) [280-560](#) [280-564](#) [281-611/281-542](#) [281-673/281-411](#) [281-994](#) [283-317](#) [283-607](#) [264-724](#) [264-726](#) [280-530](#) [280-555](#)
[280-619](#) [281-610](#) [281-622/281-417](#) [284-317](#) [2907033](#) [35956](#) [USK 10](#) [102510](#) [5520682](#) [EMH 25-ZE30](#) [1SNK706410R0000](#)
[1SNK705210R0000](#) [1SNK705151R0000](#) [1SNK705020R0000](#) [1SNK506066R0000](#) [1SNK506061R0000](#) [1SNK506012R0000](#)
[1SNK505065R0000](#) [1SNK505060R0000](#) [UM 45-SEFE M.NUT BK](#) [1SNK505062R0000](#) [1SNK506013R0000](#) [1SNK506030R0000](#)
[1SNK506062R0000](#) [1SNK506065R0000](#) [1SNK508062R0000](#)