



## Dear Customers,

The PDF versions of our catalogues offer practical additional functions, helping you to find your way around our product range and simplifying the ordering process.

In addition to the catalogue, the PDF also contains:

- Internal page links
- Links to the online catalogue

Try it out for yourself. Click the order number to obtain more detailed information and close-up images via your web browser. The links in the PDF file also enable you to go directly to the next desired catalogue page.

Further Weidmüller product catalogues can be accessed by clicking the following:



# Tools

## Catalogue 6

### Tools

Certification

Cutting

Stripping

Crimping

Pliers

Screw drivers

Measuring / Testing

Tool sets

Automatic machines

Accessories

Cable lugs and insulated connectors

Contents

A

B

C

D

E

F

G

H

I

J

K

### Appendix

Service and support

Index

Search according to type or order number,  
worldwide activities

V

X

# Tools

**Cutter**  
Page B.4



**Front cable cutter**  
Page B.6



**Cable cutter**  
Page B.7



**Stripping and cutting tools**  
Page C.4



**Sheathing strippers**  
Page C.12



**Stripping tool for coax cable**  
Page C.14



**Crimping and cutting tool**  
Page D.6



**Crimping tools for wire end ferrules**  
Page D.8



**Crimping tools for other contacts**  
Page D.16



**Pressing tools**  
Page D.28



**Crimping tools for connectors**  
Page D.31



**Pliers**  
Page E.3





**Torque screwdrivers**

Page F.6



**DMS manual**

Page F.10



**Cable gland tools**

Page F.16



**Screwdrivers**

Page F.17



**Digital voltage tester**

Page G.6



**2-pole voltage tester**

Page G.7



**Digital multimeter + others**

Page G.11



**Tool chest and cases**

Page H.4



**Crimp Sets**

Page H.24



**Automatic machines and Wire Processing Center**

Page I.7



**Wire-end-ferrules and accessories**

Page J.4



**Cable lugs**

Page K.9



# Professional tools for installation work

## Specialised and practical

Weidmüller has been developing and manufacturing quality tools for the many diverse, extensive and highly demanding uses in industry for over 40 years. Our single goal when developing new solutions is simply to make your work easier, to facilitate efficient work process and to help facilitate increased productivity now and and long-term.

### Stripping tool

You can achieve precise stripping results ranging from 0.08 to 10 mm<sup>2</sup> with the stripax<sup>®</sup> self-adjusting stripping tool. The perfect addition: stripax<sup>®</sup> 16, 6 to 16 mm<sup>2</sup>, with a blade shape developed specifically for the task in hand.



### Sheath stripper

The AM 16 sheathing stripper allows you to remove a section of sheathing in the middle of a cable, in order to generate equipotential bonding for achieving electromagnetic compatibility with a clamping yoke.



**Crimping tool**

The rotating die of the PZ 6 Roto means that wire end ferrules can be inserted from the front or the side. Highest processing quality is guaranteed with a single die of 0.14 to 6 mm<sup>2</sup>.



**Cutting tool**

The specially designed cutters on our KT tools result in smooth and straight cuts every time, without deforming the conductor.



**Torque screwdriver**

With this tool, you will always be within the correct torque range. It guarantees safe and gas-tight connections, prevents the screw clamps from being mechanically damaged, and results in a voltage drop well below the stipulated limits.





# Certification

---

<b>Certification</b>	Tool Certification to DIN ISO 9001	A.2
	Manufacturing expertise	A.5

---

## Tool certification – the quality seal for your process

Weidmüller understands its responsibility to provide quality tools to ensure your processes run smoothly. To give our customers peace of mind, Weidmüller has a range of services to check their tools and even check the compatibility of the tools with the customers' wires and connectors. This service is called "Tool Certification" and will be explained in detail over the next few pages.






Weidmüller certification stands for quality and reliability. When successful, a certified tool receives a certificate outlining the test results and confirming the overall result. At the same time, a quality seal is attached to the tool as a symbol that this product fulfils all the necessary requirements, along with information regarding when the next certification is due.

There are three types of certification:

- New tool certification
- Re-certification
- Customer-specific confirmation

We aim to fulfil all of our customers' needs, so if you require a service that is not listed here then please get in touch with your local sales contact.



A

**New order certification:** Tools that can be certified are available as a "Zert version, whereby these tests are carried out upon completion of the production process.


**Re-certification:** Tools that are already in use can be sent to our certification centre, where they will be tested according to the relevant standards or to standards according to the customer's wishes. This service allows the customers to confirm that older tools are still performing.

**Customer-specific confirmation:** Weidmüller tools are tested to the highest standards and with as many ferrule/wire combinations as possible, however it is not possible to test every combination. Therefore, Weidmüller offers customers an additional service whereby they can crimp their ferrules or contacts to their specific wires and send the samples to our certification centre for testing. We will test according to the relevant standards or the customer's wishes. An additional benefit of this service is that the tool itself stays at the customer, therefore they can continue processing wires.





## It takes a manufacturer who knows his clients' work to develop just the right tools for the job.



Testing the endurance of stripax® in the Weidmüller laboratory

Our professional tools are the result of an intensive development process, in direct response to customer feedback on the demands made of them in practice. Because, as a manufacturer, we believe that the right tools can only be developed for you if we are familiar with your business, understand your work processes and unrelentingly endeavour to help make them as effective as possible. In addition, a long tool lifespan and application-based functionality are just as important to us in our work as creating the perfect working conditions. A good tool has to fit snugly in your hand, which is why we attribute such importance to achieving the best possible ergonomics, optimally distributing a tool's weight and making it easy to use. This protects you and boosts your efficiency.



Ultra modern manufacture of precision parts

### Tested quality in all areas

We make sure that the quality of our tools is consistently maintained by subjecting them to rigorous tests in our own laboratory. This quality control process also incorporates the contacts and conductors that are worked on with our tools, and these undergo thorough testing together with our terminals.

Whether it's a test of insertability into the rated clamping space, a bending test or a test of the pull-out forces, the complex, cross-linked testing procedures give you the peace of mind that both products and tools will work together in harmony.

This means you can benefit from having precision tools that deliver unfailing functionality and excellent manageability. This in turn helps enable you to optimise your work processes and increase your productivity.

Products are invariably only as good as the tools with which they are processed. Which is why everything goes hand in hand at Weidmüller.

We have just the right tools for all your needs, covering everything from terminal mounting to the installation of sensitive electronic components.

We aim to simplify your work and help boost your profitability.



# Cutting

<b>Cutting</b>	Introduction	B.2
	Cutting tools	B.4
	Front cable cutter	B.6
	Cable cutter	B.7
	Cutting and releasing tools	B.9
	Mounting rail cutter	B.11
	Hydraulic hole puncher	B.13
	Electrician's cutters / Electrician's scissors	B.16

## Cutting

A large number of cables and conductors in many different types and designs are used to connect electrical and electronic components. The cables and wires must be accurately prepared for the various types of connection. The quality of the cutting process is therefore of critical importance. Mechanical efficiency together with the special cutting pattern reduces the manual force required to a minimum.

Weidmüller is a specialist in the provision of tools for cutting copper or aluminium cables. Our product ranges include cutting tools for small cross-sections (with direct transmission of force) to cutting tools for large diameters. Indeed, our wide range of cutting tools fulfils all the criteria for cable preparation; easy to use and giving a smooth, straight cut, without deforming the conductor.





At Weidmüller the term “cutting” refers to the severing of cables, wires and conductors of copper or aluminium with an appropriate tool for the application. The requirement for all cutting tools is to perform a smooth, straight cut without deforming the conductor.


According to **DIN 8588**, experts differentiate between shear cutting, wedge-action cutting, tearing and breaking. Shear cutting is employed particularly in the cutting of cables, wires and conductors. Cutting tools with cross blades should perform an oblique cut and operate without play.

The essential quality characteristics for professional cutting tools are a cutting edge shape which is suited to, and optimised for, the corresponding application, so that the manual forces required for cutting remain low. This allows single-handed operation. Tools by Weidmüller comply with all requirements imposed on professional cutting tools.

### Clean cut



An “**unclean**” cut may have the following appearance:




Conductor sheared off    Conductor pulled out    Squeezed cable

### Movement of the blades

We differentiate between two basic cutting processes:


- Push cut
- Draw cut



In **push cut**, the cutting movement is perpendicular between tool and workpiece.

In **draw cut**, the cutting movement is oblique to the tool.

### Position of the blades



In **position 1** the blades act directly and over the whole length, i.e. considerable force is required.

In **position 2**, the blades cross as in a pair of scissors, the cut is therefore “offset” and requires less force.



## Cutting tools

### Cutting tools

- The cutting blade design for different cable sizes increases the quality of the cuts for smaller cross-sections
- Not suitable for steel wires, steel-armoured cables, aluminium alloys and hard-drawn copper conductors!
- Cutting without deformation of the conductor
- Do not cut live conductors
- Individually tested protective insulation, 1000V, VDE and GS tested in accordance with EN/IEC 60900
- Optimised handle ergonomics
- Minimal hand force required



### Technical data

#### Max. cutting performance, copper cable

Copper cable - solid, max.  
Copper cable - stranded, max.  
Copper cable - flexible, max.  
Copper cable, max. diameter

#### Max. cutting performance, aluminium cable

Stranded aluminium cable, max (mm<sup>2</sup>)  
Stranded aluminium cable, max. diameter  
Single-core aluminium cable, max.(mm<sup>2</sup>)

#### Data / telephone / control cable

Data / telephone / control cable, max. Ø

#### Tool data

Depth / Width / Height  
Weight

#### Note

### Ordering data

#### Version

#### Note

### KT 8



max. 8 mm

max. 16 mm<sup>2</sup>

max. 16 mm<sup>2</sup>

max. 16 mm<sup>2</sup>



#### KT8

16 mm<sup>2</sup> / 6 AWG  
16 mm<sup>2</sup> / 6 AWG  
16 mm<sup>2</sup> / 6 AWG  
8 mm

16 mm<sup>2</sup> / 6 AWG  
8 mm  
16 mm<sup>2</sup>

8 mm

30 / 185 / 65,5 mm  
180 g

Tool closed

#### Type

KT 8

#### Qty.

1

#### Order No.

9002650000

### KT 12



max. 12 mm

max. 16 mm<sup>2</sup>

max. 25 mm<sup>2</sup>

max. 35 mm<sup>2</sup>



#### KT12

16 mm<sup>2</sup> / 6 AWG  
25 mm<sup>2</sup> / 3 AWG  
35 mm<sup>2</sup> / 2 AWG  
12 mm

25 mm<sup>2</sup> / 6 AWG  
8 mm  
25 mm<sup>2</sup>

12 mm

30 / 225 / 63,5 mm  
300 g

Tool closed

#### Type

KT 12

#### Qty.

1

#### Order No.

9002660000

### Cutting tools

- Not suitable for steel wires, steel-armoured cables, aluminium alloys and hard-drawn copper conductors!
- Cutting without deformation of the conductor
- Do not cut live conductors
- Individually tested protective insulation, 1000V, VDE and GS tested in accordance with EN/IEC 60900
- Optimised handle ergonomics
- Minimal hand force required

### KT 14



-  max. 14 mm
-  max. 16 mm<sup>2</sup>
-  max. 35 mm<sup>2</sup>
-  max. 70 mm<sup>2</sup>



### KT 22



-  max. 22 mm
-  max. 25 mm<sup>2</sup>
-  max. 50 mm<sup>2</sup>
-  max. 95 mm<sup>2</sup>



### Technical data

Max. cutting performance, copper cable
Copper cable - solid, max.
Copper cable - stranded, max.
Copper cable - flexible, max.
Copper cable, max. diameter
Max. cutting performance, aluminium cable
Stranded aluminium cable, max (mm <sup>2</sup> )
Stranded aluminium cable, max. diameter
Single-core aluminium cable, max.(mm <sup>2</sup> )
Data / telephone / control cable
Data / telephone / control cable, max. Ø
Tool data
Depth / Width / Height
Weight
Note

16 mm <sup>2</sup> / 6 AWG
35 mm <sup>2</sup> / 2 AWG
70 mm <sup>2</sup> / 2/0 AWG
14 mm
70 mm <sup>2</sup> / 2/0 AWG
14 mm
35 mm <sup>2</sup>
14 mm
30 / 225 / 63.5 mm
320 g
Tool closed

25 mm <sup>2</sup> / 3 AWG
50 mm <sup>2</sup> / 1 AWG
95 mm <sup>2</sup> / 3/0 AWG
22 mm
70 mm <sup>2</sup> / 2/0 AWG
22 mm
50 mm <sup>2</sup>
22 mm
31 / 245 / 71.5 mm
460 g
Tool closed

### Ordering data

Version
Note

Type	Qty.	Order No.
KT 14	1	1157820000
Single-core aluminium cable corresponds to single-wire sector cable		

Type	Qty.	Order No.
KT 22	1	1157830000




## Front cable cutter

### Front cable cutter

- Suitable in situations where cables have to be cut in confined spaces
- Easy handling
- Minimal hand force required
- Release option in every cutting position
- Not suitable for steel wires, steel-armoured cables, aluminium alloys and hard-drawn copper conductors!
- Do not cut at live conductors

### KT-F 36



-  Cu + Al: max. 35 mm
-  Cu: max. 300 mm<sup>2</sup>  
Al: max. 300 mm<sup>2</sup>
-  Cu: max. 300 mm<sup>2</sup>

### Technical data

#### Max. cutting performance, copper cable

Copper cable - stranded, max.  
Copper cable - flexible, max.  
Copper cable, max. diameter  
Copper sector cable

#### Max. cutting performance, aluminium cable

Stranded aluminium cable, max (mm<sup>2</sup>)  
Stranded aluminium cable, max. diameter  
Aluminium sector cable  
Cable type

#### Tool data

Depth / Width / Height  
Weight

#### Note

### Ordering data

#### Version

#### Note

#### KT-F 36

300 mm<sup>2</sup> / 600 kcmil  
300 mm<sup>2</sup> / 600 kcmil  
35 mm

300 mm<sup>2</sup> / 600 kcmil  
35 mm

Copper and aluminium cables

50 / 360 / 150 mm  
1918 g

Tool closed

Type	Qty.	Order No.
KT-F 36	1	9002190000



**Cable cutter**




- One-hand operation
- Easy handling
- Minimal hand force required
- Release option in every cutting position
- Not suitable for steel wires, steel-armoured cables, aluminium alloys and hard-drawn copper conductors!
- Do not cut live conductors

**KT 45**






**KT 55**



-  Cu + Al: max. 45 mm
-  Cu: max. 300 mm<sup>2</sup>  
Al: max. 400 mm<sup>2</sup>
-  Cu: max. 400 mm<sup>2</sup>



-  Cu + Al: max. 55 mm
-  Cu: max. 500 mm<sup>2</sup>  
Al: max. 500 mm<sup>2</sup>
-  Cu: max. 500 mm<sup>2</sup>



**Technical data**

<b>Max. cutting performance, copper cable</b>
Copper cable - stranded, max.
Copper cable - flexible, max.
Copper cable, max. diameter
Copper sector cable
<b>Max. cutting performance, aluminium cable</b>
Stranded aluminium cable, max (mm <sup>2</sup> )
Stranded aluminium cable, max. diameter
Aluminium sector cable
<b>Data / telephone / control cable</b>
Data / telephone / control cable, max. Ø
<b>Tool data</b>
Depth / Width / Height
Weight
<b>Note</b>

<b>KT 45 R</b>
300 mm <sup>2</sup>
400 mm <sup>2</sup> / 800 kcmil
45 mm
3 x 70 SM
400 mm <sup>2</sup> / 800 kcmil
45 mm
4 x 70 SE
45 mm
40 / 290 / 85 mm
740 g

<b>KT 55</b>
500 mm <sup>2</sup>
500 mm <sup>2</sup> / 1000 kcmil
55 mm
3 x 150 SM
500 mm <sup>2</sup> / 1000 kcmil
55 mm
4 x 150 SE
55 mm
45 / 365 / 115 mm
1450 g

**Ordering data**

<b>Version</b>
<b>Note</b>

Type	Qty.	Order No.
KT 45 R	1	9202040000
The dimensions of the cable cutter refer to the delivery condition, i.e. the point of the hinged blade parallel to the fixed blade.		

Type	Qty.	Order No.
KT 55	1	9202060000
The dimensions of the cable cutter refer to the delivery condition, i.e. the point of the hinged blade parallel to the fixed blade.		

**Accessories**

<b>Note</b>
-------------

Type	Qty.	Order No.
ERME KT 45 R	1	9204270000
Spare pivoting cutter		

Type	Qty.	Order No.
ERME KT 55	1	9204280000
Spare pivoting cutter		

## Cable cutter





### Cable cutter

- Easy handling
- Minimal hand force required
- Release option in every cutting position
- Not suitable for steel wires, steel-armoured cables, aluminium alloys and hard-drawn copper conductors!
- Do not cut at live conductors



### KT 80



-  Cu + Al: max. 80 mm
-  Cu: max. 630 mm<sup>2</sup>
-  Al: max. 1.000 mm<sup>2</sup>
-  Cu: max. 630 mm<sup>2</sup>



### Technical data

#### Max. cutting performance, copper cable

Copper cable - stranded, max.  
Copper cable - flexible, max.  
Copper cable, max. diameter  
Copper sector cable

#### Max. cutting performance, aluminium cable

Stranded aluminium cable, max (mm<sup>2</sup>)  
Stranded aluminium cable, max. diameter  
Aluminium sector cable

#### Data / telephone / control cable

Data / telephone / control cable, max. Ø

#### Tool data

Depth / Width / Height  
Weight

#### Note

#### KT 80

630 mm<sup>2</sup>  
630 mm<sup>2</sup> / 1260 kcmil  
80 mm  
3 x 240 SM  
1000 mm<sup>2</sup> / 2000 kcmil  
4 x 240 SE  
80 mm  
55 / 675 / 175 mm  
3240 g

### Ordering data

#### Version

#### Note

### Accessories

#### Note

Type	Qty.	Order No.
KT 80	1	9202080000

The dimensions of the cable cutter refer to the delivery condition, i.e. the point of the hinged blade parallel to the fixed blade.

Type	Qty.	Order No.
ERME KT 80	1	9204290000

Spare pivoting cutter

**Cutting and releasing tools**

Special release tool for the Weidmüller W-Series terminal connectors.

**WAW 1**

Notching tool




Tool for releasing poles from WQV 2.5 to WQV 35 cross connections used in Weidmüller W-Series terminal connectors.

**WAW 2**

Notching tool



Tool for punching out the cross-connection windows of the Weidmüller W-Series terminal connectors WSI 6 fuse terminal



**Technical data**

Length
Depth
Width
Weight
Note

<b>WAW 1</b>
167 mm
227 g

<b>WAW 2</b>
205 mm
338 g

**Ordering data**

<b>Version</b>
Note

Type	Qty.	Order No.
WAW 1 NEUTRAL	1	9004500000

Type	Qty.	Order No.
WAW 2	1	9004510000

**Cutting and releasing tools**

Special cutting tool for clean pinch-free cutting of Weidmüller Z-Series cross-connections

**KT ZQV**

Cutting tool



Cutting tool for clean cutting of Weidmüller Z-Series cross-connections



**VKSW**

Wire channel cutter



Wire channel cutter for manual operation in cutting wiring channels and covers up to 125 mm wide and a wall thickness of 2.5 mm. Not suitable for plastics reinforced by fillers or halogen-free plastics.

- Cutting with no burrs or waste
- Longitudinal stop (1000 mm) with guide for precision angle cutting
- Table-top unit for mounting on workbench or similar workplaces
- Hardened cutting edges made from special steel

**Technical data**

Length
Depth
Width
Weight
<b>Note</b>

<b>KT ZQV</b>
180 mm
30 mm
300 g

<b>VKSW</b>
290 mm
280 mm
15000 g

**Ordering data**

<b>Version</b>
<b>Note</b>

Type	Qty.	Order No.
KT ZQV	1	9002170000
A large selection of cross-connectors can be found in our current Modular Terminals Catalogue.		

Type	Qty.	Order No.
VKSW	1	1137530000
ERME VKSW	1	1251270000

TSLD

TSLD

Terminal rail cutting and punching tool



Hand-operated mounting rails cutter for cutting and perforating DIN mounting rails made of steel or copper.

- Cutting with no burrs or waste
- Length stop (1000 mm) is included in delivery
- Table-top unit for mounting on workbench or similar workplaces

Note on TSLD C:

G profile is replaced by customer-specific profile

- Profile is individually adapted according to pattern
- 2-metre sample rail or Weidmüller article number necessary
- Production to order



Copper earthing bar



TS 32 mm according to EN 50035 (s = 1.5 mm)



TS 15/5.5 mm according to EN 50045 (s = 1.0 mm)



TS 35/7.5 mm according to EN 50022 (s = 1.0 mm)



TS 35/15 mm according to EN 50022 (s = 1.5 mm)

Technical data

Width	270 mm
Depth	200 mm
Height	205 mm
Weight	19000 g
<b>Note</b>	Technical data without lever and length end stop

<b>TSLD 5</b>		
Width	270 mm	
Depth	200 mm	
Height	205 mm	
Weight	19000 g	
<b>Note</b>	Technical data without lever and length end stop	

Ordering data

<b>Version</b>	
<b>Note</b>	

Type	Qty.	Order No.
TSLD 5	1	9918700000
TSLD C	1	1270310000


A large selection of mounting rails can be found in our current Terminal Connectors Catalogue.

## Mounting rail cutter

## TSD 35

## TSD 35

## Mounting rail cutter



TS 35/7.5 mm according to EN 50022 (s = 1.0 mm)



TS 35/15 mm according to EN 50022 (s = 1.5 mm)

Hand-operated mounting rail cutter for cutting DIN mounting rails made of steel or copper.

- cutting with no burrs or waste
- Length stop is included in delivery
- Table-top unit for mounting on workbench or similar workplaces

## Technical data

Width	142 mm
Depth	200 mm
Height	110 mm
Weight	16000 g
<b>Note</b>	Technical data without lever and length end stop

## Ordering data

Version	Type	Qty.	Order No.
	TSD 35	1	1318510000
<b>Note</b>	A large selection of mounting rails can be found in our current Terminal Connectors Catalogue.		

# Hydraulic hole puncher

The IP protection classes for housings, cable glands, heavy-duty connectors and Industrial Ethernet connectors can only be maintained under two conditions: the sheet metal must not be bent during the punching process and the size of the punched-out holes must correspond precisely with the specifications. The IE-KO-HAT hydraulic sheet metal hole puncher, together with its accessories, guarantees you the highest quality workmanship available. It ensures that the connector fits precisely with the punched-out holes so that you can fulfill the proper IP protection class requirements.



The hydraulic hole puncher punches out precise holes for accommodating metric and PG cable glands.



Automatic centre punching at the drill points when punching out holes for heavy-duty connectors.



Punching out holes for a variety of industrial Ethernet connectors.

The table below lists the round splitting stamps and their corresponding tension screws – for manual use and for use with the hydraulic screws

Type	Descriptions	Dimension	Order No.	Tension screw Ø x l in mm	Order No.	Hydraulic screw (tension bolt) Ø in mm	Order No.
KOS M 16	Round splitting stamp for M16 cable glands	Ø 16,2 mm	9204880000	9,5 x 50	9205030000	19 x 9,5	9205000000
KOS M 20	Round splitting stamp for M20 cable glands	Ø 20,4 mm	9204950000	9,5 x 50	9205030000	19 x 9,5	9205000000
KOS M 25	Round splitting stamp for M25 cable glands	Ø 25,4 mm	9204900000	9,5 x 50	9205030000	19 x 9,5	9205000000
KOS M 32	Round splitting stamp for M32 cable glands	Ø 32,5 mm	9204910000	19,0 x 55	9205040000	19	9205010000
KOS M 40	Round splitting stamp for M40 cable glands	Ø 40,5 mm	9204920000	19,0 x 75	9204780000	19	9205010000
KOS PG 9	Round splitting stamp for PG9 cable glands	Ø 15,2 mm	9204930000	9,5 x 50	9205030000	19 x 9,5	9205000000
KOS PG 11	Round splitting stamp for PG11 cable glands	Ø 18,6 mm	9204940000	9,5 x 50	9205030000	19 x 9,5	9205000000
KOS PG 13	Round splitting stamp for PG13 cable glands	Ø 20,4 mm	9204950000	9,5 x 50	9205030000	19 x 9,5	9205000000
KOS PG 16	Round splitting stamp for PG16 cable glands	Ø 22,5 mm	9204960000	9,5 x 50	9205030000	19 x 9,5	9205000000
KOS PG 21	Round splitting stamp for PG21 cable glands	Ø 28,3 mm	9204970000	9,5 x 50	9205030000	19 x 9,5	9205000000
KOS PG 29	Round splitting stamp for PG29 cable glands	Ø 37,0 mm	9204980000	19,0 x 55	9205040000	19	9205010000
KOS PG 36	Round splitting stamp for PG36 cable glands	Ø 47,0 mm	9204990000	19,0 x 75	9204780000	19	9205010000

**Information:** Hydraulic screw included in the IE-KO-HAT set.  
Tension screws only used for manual operation.

## Hydraulic hole puncher

### Hydraulic sheet holes

Incl. accessories:

- 1 hydraulic screw Ø 19 mm
- 1 hydraulic screw Ø 19 x 9.5 mm
- 1 HSS pre-drill Ø 10 mm
- 1 spacer nut set (3-part)
- 1 bridge

### IE-KO-HAT



- Pressure relief valve protects against overloading
- Cylinder head angled at 90°
- Angled head can be rotated through 360°
- Ergonomic handle springs back automatically
- The waste piece no longer becomes jammed thanks to 3-fold splitter
- Hydraulic punch made of high-strength aluminium (approx. 40% weight saving)
- Service life greatly reduced when stainless steel sheets are used

### Technical data

Maximum steel-sheet punching performance	
Round holes from 1 to Ø 85 mm	
Round holes from 2 to Ø 64 mm	
Square holes up to	
Rectangular holes up to	
Maximum stainless steel sheet punching performance	
Round holes from 3 to Ø 64 mm	
Tool data	
Depth / Width / Height	
Weight	
Punching force	
Max. operating pressure	
Note	

### Ordering data

Version	
Note	

### Accessories

	Tension bolt
	Tension bolts
	Pre-drill
Note	

IE-KO-HAT	
2,0 mm F = 370 N/mm <sup>2</sup>	
3,0 mm F = 370 N/mm <sup>2</sup>	
68 x 68 mm; 2,0 mm F = 370 N/mm <sup>2</sup>	
36 x 112 mm; 2,0 mm F = 370 N/mm <sup>2</sup>	
2,5 mm F = 600 N/mm <sup>2</sup>	
70 / 290 / 120 mm	
1,9 kg	
75 kN	
650 bar	

Type	Qty.	Order No.
IE-KO-HAT	1	1966810000

Type	Qty.	Order No.
KOHS 19	1	9205010000
KOHS 9.5+19	1	9205000000
KOPD 10.0	1	9205020000

Splitting stamp on the next page



Tension bolt KOHS 19



Tension bolts KOHS 9.5+19



Pre-drill KOPD 10.0



Custom stamp for Industrial Ethernet connections



Type	Description	Dimensions	Qty.	Order No.
IE-KOK-V1	Custom shape for Bajonet 01 metal	Ø 27 mm x 1-seitig 25,9 mm	1	1966780000
IE-KOK-V4	Custom shape for Push Pull V04 plastic	Ø 23,2 mm x 2-seitig 20,2 mm	1	1966790000
IE-KOK-V5	Custom shape for RockStar® V05 metal	22,0 x 22,0 mm	1	9204790000

Rectangular splitting stamp for heavy-duty connectors



Type	Description	Dimensions	Size	Qty.	Order No.
KOK 52 x 36	Splitting stamp for 6-pole heavy-duty connectors	52,0 x 36 mm	3	1	9204820000
KOK 65 x 36	Splitting stamp for 10-pole heavy-duty connectors	65,0 x 36 mm	4	1	9204830000
KOK 86 x 36	Splitting stamp for 16-pole heavy-duty connectors	86,0 x 36 mm	6	1	9204850000
KOK 91 x 36	Splitting stamp for 16-pole heavy-duty connectors	91,0 x 36 mm	1	1	9204860000
KOK 112 x 36	Splitting stamp for 24-pole heavy-duty connectors	112,0 x 36 mm	8	1	9204870000
KOK 52 x 91	Splitting stamp forFrontCom Vario	52,0 x 91 mm		1	2008410000

Rectangular splitting stamp for switches



Type	Description	Dimensions	Qty.	Order No.
KOK 46 x 46	Rectangular splitting stamp for switches	46,0 x 46,0 mm	1	9204810000
KOK 68 x 68	Rectangular splitting stamp for switches	68,0 x 68,0 mm	1	9204840000
KOK 92 X 92	Rectangular splitting stamp for switches	92,0 x 92,0 mm	1	2008420000

Round splitting stamp for metric cable glands



Type	Description	Dimensions	Qty.	Order No.
KOS M 16	Round splitting stamp for M16 cable glands	Ø 16,2 mm	1	9204880000
KOS M 20	Round splitting stamp for M20 cable glands	Ø 20,4 mm	1	9204950000
KOS M 25	Round splitting stamp for M25 cable glands	Ø 25,4 mm	1	9204900000
KOS M 50	Round splitting stamp for M32 cable glands	Ø 32,5 mm	1	1548410000
KOS M 63	Round splitting stamp for M40 cable glands	Ø 40,5 mm	1	1548400000

Round splitting stamp for high-strength cable glands



Type	Description	Dimensions	Qty.	Order No.
KOS PG 9	Round splitting stamp for PG9 Cable glands	Ø 15,2 mm	1	9204930000
KOS PG 11	Round splitting stamp for PG11 Cable glands	Ø 18,6 mm	1	9204940000
KOS PG 13	Round splitting stamp for PG13 Cable glands	Ø 20,4 mm	1	9204950000
KOS PG 16	Round splitting stamp for PG16 Cable glands	Ø 22,5 mm	1	9204960000
KOS PG 21	Round splitting stamp for PG21 Cable glands	Ø 28,3 mm	1	9204970000
KOS PG 42	Round splitting stamp for PG29 Cable glands	Ø 37,0 mm	1	1548380000
KOS PG 48	Round splitting stamp for PG36 Cable glands	Ø 47,0 mm	1	1548390000

Tension screw



Type	Description	Dimensions	Qty.	Order No.
KOBBS	Tension screw	9,5 x 50 mm	1	9205030000
KOBBS	Tension screw	19 x 55 mm	1	9205040000
KOBBS	Tension screw	19 x 75 mm	1	9204780000

Note:

Overview of the allocation of hydraulic screws on page B.13

**SLICER 1K**

Electrician's knife



- Lock-blade knife with plastic handle
- Rust-proof
- With round and triangular notch

**SLICER 2K**

Electrician's knife



- Lock-blade knife with plastic handle
- Electrician blade with 2 notches and lock
- Curved blade, part of which is finely serrated
- Rust-proof

**SCISSOR 1K**

Electrician's scissors



- With wire cutter
- Handles made from shockproof polyamide
- Cutting edges with high-gloss chromate finish

**Ordering data**

Type	Qty.	Order No.
SLICER 1K	1	9918160000

**Ordering data**

Type	Qty.	Order No.
SLICER 2K	1	9041600000

**Ordering data**

Type	Qty.	Order No.
SCISSOR 1 K	1	9918690000

**SCISSOR 2K**

Electrician's scissors



- With wire cutter
- Serrated cutting edge
- Rust-proof
- Soft-touch handle for firm grip

**Ordering data**

Type	Qty.	Order No.
SCISSOR 2 K	1	9918230000

**SCISSOR KEVLAR**



- Cable shears specially designed for aramid fibres
- Only for cutting aramid fibres (strain relief in fibre-optic cables)
- Do not use for other materials
- Special blade geometry
- Blades ground
- With teeth on the cutting edge
- Riveted joint
- Hand-friendly, impact-resistant plastic handles

**Ordering data**

Type	Qty.	Order No.
SCISSORS KEVLAR	1	1208910000





# Stripping

---

<b>Stripping</b>	Introduction	C.2
	Stripping and cutting tools	C.4
	Sheathing strippers	C.12

---

## Stripping

After a conductor has been cut it is then prepared for the next step or for crimping. For this purpose, a specific length of the conductor insulation has to be removed, while preventing damage to the conductor. The length of the conductor insulation to be removed depends on the terminal clamping point or the crimp to be processed.

Professional stripping tools guarantee perfect results due to precise adjustment of the tool to the corresponding insulation and the conductor cross-section.

Precision tools by Weidmüller guarantee that the user will always obtain consistent, reliable stripping results.

“Stripping” means the cutting and removal of the insulation. The following must be ensured in performing this task.

The stripping dimension must be observed and neither the conductor nor the remaining insulation must be damaged.

To avoid mistakes, use a stripping tool matched to the insulation and cross-section of the conductor.

Do not use work knives or penknives because the stripping quality when using such tools depends entirely on the manual dexterity of the user. The quality is not consistent, even when the user is highly skilled.

Preference should be given to hand-operated tools that adjust automatically to the corresponding cross-section of the conductor. They do not damage to the conductor during stripping and avoid faults.

stripax® stripping tools guarantee a consistent stripping result which complies with DIN regulations. The tools are rated for standard dimension PVC insulation. Any PVC insulation thicknesses deviating from normal can be set manually. The conductor stopper and integrated wire cutter allow highly versatile use of the tools.

Special insulation types such as Teflon, Silicone and Kapton require special stripping tools. These tools strip the conductor with punch blades.



**if**  
product  
design  
award  
2008

DESIGN PLUS



**DIN IEC 60352 part 2 contains references to stripping faults which must be avoided:**



**Correctly** stripped conductor

**Possible faults during stripping:**



Insulation has not been cut properly

Remains of the conductor insulation are still to be found on the stripped conductor



The conductor insulation has been damaged by the stripping tool

Single conductors have been damaged or cut off by the stripping tool

Single conductors have been twisted too tightly afterwards

Single conductors are no longer twisted.



Stripping and cutting tools

Stripping and cutting tools

- For flexible and solid conductors
- Double-insulated cables in two process steps without special adjustment
- Automatic opening of clamping jaws after stripping
- No play in self-adjusting cutting unit
- Long service life
- No splaying of individual conductors
- Optimised ergonomic design
- Stripping length adjustable via end stop
- Adjustable to diverse insulation thicknesses
- Removable handle shells
- Fold-out cutting protection
- Personalised marking with ESG device marker
- Selectable two-stage partial stripping




stripax®

0.08...10 mm<sup>2</sup>



- Stripping: PVC-insulated flexible and solid conductors from 0.08...10 mm<sup>2</sup> (~AWG 28...7)
- Cutting: PVC-insulated flexible conductors, ranging from 0.08...6 mm<sup>2</sup> (~AWG 28...7)
- Processing of multi-conductors. Several thin flat ribbon cables can even be processed in one operation
- No damage to the conductors thanks to special, self-adjusting stripping blades



stripax® 16

6...16 mm<sup>2</sup>



- Stripping: PVC-insulated flexible and solid conductors from 6...16 mm<sup>2</sup> (~AWG 10... 6)
- Cutting: PVC insulated flexible and solid conductors up to 6 mm<sup>2</sup> (AWG 10)
- No damage to the conductor thanks to specially shaped blade



Technical data

<b>Max. stripping performance</b>
Cable type
Wire cross-section, min. / max.
Stripping length, max.
<b>Cutting performance</b>
Conductor cross-section (cutting capacity)
<b>Tool data</b>
Width
Height
Weight
<b>Note</b>

<b>STRIPAX</b>
Flexible and solid conductors with PVC insulation
0.08...10 mm <sup>2</sup>
25 mm
6 mm <sup>2</sup>
190 mm
99 mm
225 g

<b>STRIPAX 16</b>
Flexible and solid conductors with PVC insulation
6...16 mm <sup>2</sup>
25 mm
6 mm <sup>2</sup>
190 mm
99 mm
175 g

Ordering data

<b>Version</b>
<b>Note</b>

Type	Qty.	Order No.
STRIPAX	1	9005000000
STRIPAX ZERT	1	9017330000

Type	Qty.	Order No.
STRIPAX 16	1	9005610000

Accessories

Spare stripping blade
Spare clamping jaw
<b>Note</b>

Type	Qty.	Order No.
ERME 10 <sup>2</sup> SPX 4	1	1119030000
ERTE KLBC SPX 10	1	2571480000

Type	Qty.	Order No.
ERME 16 <sup>2</sup> SPX 4	1	1119040000
ERTE KLBC SPX 16	1	2571490000



**Stripping tools with automatic self-adjustment**

- For flexible and solid conductors
- Ideally suitable for mechanical and plant engineering, railway and rail traffic, wind energy, robot technology, explosion protection as well as marine, offshore and ship building sectors
- Stripping length adjustable via end stop
- Automatic opening of clamping jaws after stripping
- No fanning-out of individual conductors
- Adjustable to diverse insulation thicknesses
- Double-insulated cables in two process steps without special adjustment
- No play in self-adjusting cutting unit
- Long service life
- Optimised ergonomic design
- Selectable two-stage partial stripping
- Removable handle shells
- Fold-out cutting protection
- Personalised marking with ESG device marker



**Technical data**

<b>Max. stripping performance</b>
Cable type
Wire cross-section, min. / max.
Stripping length, max.
<b>Cutting performance</b>
Conductor cross-section (cutting capacity)
<b>Tool data</b>
Width
Height
Weight
<b>Note</b>

**Ordering data**

<b>Version</b>
<b>Note</b>

**Accessories**

	Spare stripping blade
	Spare clamping jaw
<b>Note</b>	

**stripax® Ultimate**

0.25...6 mm<sup>2</sup>



- Stripping and cutting of flexible and rigid cables from 0.25 - 6 mm<sup>2</sup> (~AWG 24 - 10)
- Especially suitable for UL-specified conductors and halogen-free insulation materials



**STRIPAX ULTIMATE**

Flexible and solid conductors with halogen-free insulation		
Wire cross-section, min. / max.	0.25...6 mm <sup>2</sup>	
Stripping length, max.	25 mm	
Conductor cross-section (cutting capacity)	6 mm <sup>2</sup>	
Width	190 mm	
Height	99 mm	
Weight	222 g	
<b>Note</b>		

Type	Qty.	Order No.
STRIPAX ULTIMATE	1	1468880000
<b>Note</b>		

Type	Qty.	Order No.
ERME SPX UL	1	1471390000
ERTE KLBC SPX UL	1	2571500000
<b>Note</b>		

**stripax® Ultimate XL**

2.5 - 10 mm<sup>2</sup>



- Stripping and cutting of flexible and solid conductors from 2.5 to 10 mm<sup>2</sup> (~AWG 14 - 8)
- Especially suitable for UL-specified conductors and halogen-free insulation materials



**STRIPAX ULTIMATE XL**

Flexible and solid conductors with halogen-free insulation		
Wire cross-section, min. / max.	2.5...10 mm <sup>2</sup>	
Stripping length, max.	25 mm	
Conductor cross-section (cutting capacity)	6 mm <sup>2</sup>	
Width	190 mm	
Height	99 mm	
Weight	220 g	
<b>Note</b>		

Type	Qty.	Order No.
STRIPAX ULTIMATE XL	1	1512780000
<b>Note</b>		

Type	Qty.	Order No.
ERME SPX UL XL	1	1512790000
ERTE KLBC SPX UL XL	1	2571510000
<b>Note</b>		

Stripping and cutting tools

Stripping and cutting tool for conductors with special insulation Types for conductor diameters 0.2 ... 1.21 mm (~ AWG 32 ... 18)

- Flexible and solid conductors with PVC, Teflon (PTFE) and silicone insulation
- Special stripping blades do not damage the conductor
- No splicing of the single conductors
- Blade inserts can be easily replaced
- All inserts fit one housing
- Guide bars in the blade cassettes facilitate correct positioning of the connector in the tool

Mini-duro-stripax®

Blade set



Technical data

Max. stripping length	
Stripping diameter max. cutting performance	mm
<b>Tool data</b>	
Height	mm
Width	mm
Weight	g
<b>Selection of blade sets</b>	

	Conductor diameter	Colour blade set
		mm (min./max.)
		AWG
		mm <sup>2</sup>
		Insulation material

Information

Ordering data

Tools with blade set
Tool with all blade sets

Accessories

Blade set
Information

<b>Mini-duro-stripax®</b>						
3-7						
2,2						
135						
82						
110						
	white	yellow	red	green	blue	black
	0,3-1,3	0,2-0,3	0,3-0,5	0,55-0,8	0,88-0,92	1,0-1,21
	28 ...18	32/1, 32/7, 30/1, 30/7	28/1, 28/7, 28/19, 26/1, 26/7, 26/19, 24/1	24/7, 24/19, 22/1, 22/7, 22/19, 20/1	20/7, 20/19	18/1, 18/7, 18/19
	≈ 0,08 ... 1,0					
	PVC / silicone	PTFE	PTFE	PTFE	PTFE	PTFE

Order No.	Order No.	Order No.	Order No.	Order No.	Order No.
9001280000	9003700000	9003710000	9003720000	9003730000	9003740000
Order No.					
9003500000					

Order No.	Order No.	Order No.	Order No.	Order No.	Order No.
9006970000	9003600000	9003610000	9003620000	9003630000	9003640000
Information					

**Stripping and cutting tools**

- Quick and accurate stripping
- No need to adjust cutting depth
- No damage to inner conductor

**LWL stripax®**

Stripping and cutting tool for plastic fibre-optic cables with 1 mm diameter inner conductor

- Stripping length adjustable via end stop
- Automatic opening of the clamping jaws after stripping

**Technical data**

Max. stripping performance
Cable type
Wire cross-section, min. / max.
Stripping length, max.
Tool data
Width
Height
Weight
Note

M-D-STRIPAX LWL
POF conductor with an inner conductor of 1 mm Ø
7.5 mm
82 mm
135 mm
110 g
POF: polymer optical fibre

**Ordering data**

Version
Note

Type	Qty.	Order No.
M-D-STRIPAX LWL	1	9003750000
Note		

**Accessories**

Note

Type	Qty.	Order No.
MEHA KP LWL M-D-SPX	1	9003760000
Note		

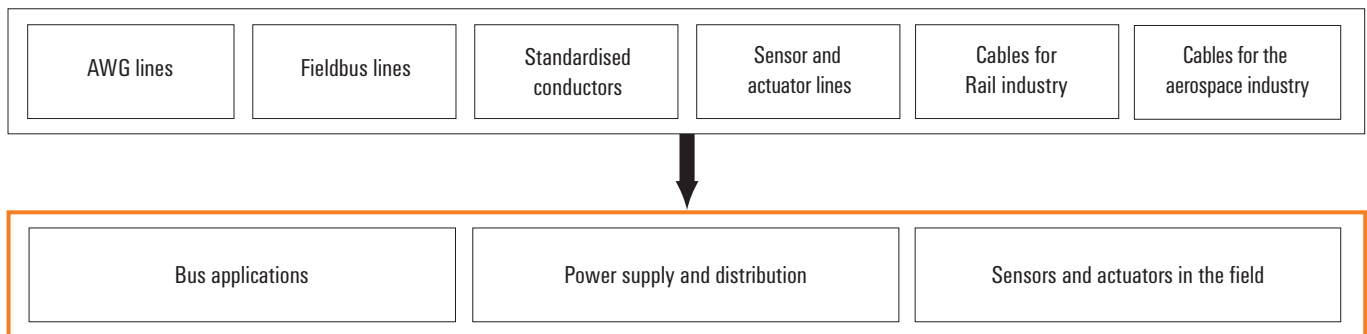
# multi-stripax®

Stripping is the name given to the cutting and removal of conductor insulation. When carrying out this task it must be guaranteed that the appropriate length of insulation is removed and that neither the conductor nor the remaining insulation are damaged in any way.

### The challenge



DIN IEC 352 part 2 (formerly DIN IEC 48/290) contains details of the stripping faults to avoid.



**multi-stripax®**

**Multifunctional stripping tool for use on a multitude of conductor insulation forms and configurations – even those not covered by the standard**

**multi-stripax® the troubleshooter**

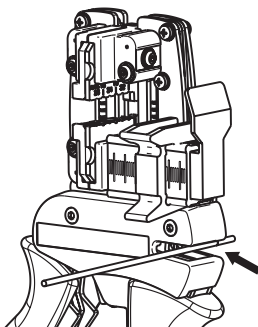
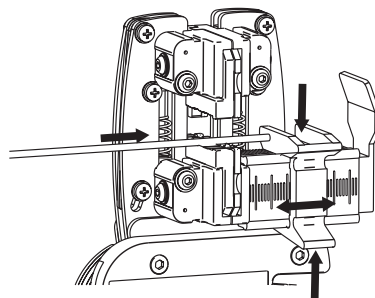
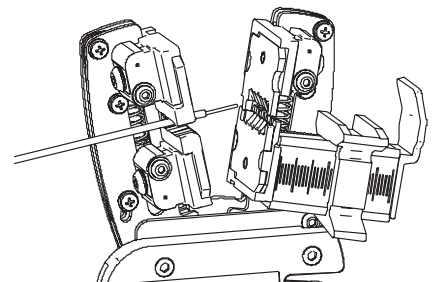
- Interchangeable stripping units
- Proper stripping of any conductor round, flat or special profiles, thanks to the specially shaped stripping blades
- Incorporates cutting function for up to 2.5 mm<sup>2</sup> solid and 6 mm<sup>2</sup> fine
- Fatigue free operation thanks to ergonomic design
- No damage to conductor or remaining insulation
- Best stripping results for industrial applications
- Stripping results reproduced accurately time and time again
- A long lasting, reliable tool thanks to its robust design
- Plus, the customary Weidmüller repair service

**Special stripping units – the answer to diverse stripping tasks**

The multi-stripax® tool, distinguished by its robust design was developed, following customer feedback, to handle all the stripping tasks they have met with in practice.

Thanks to the interchangeable stripping units, a special solution can be found for every challenge in the marketplace.

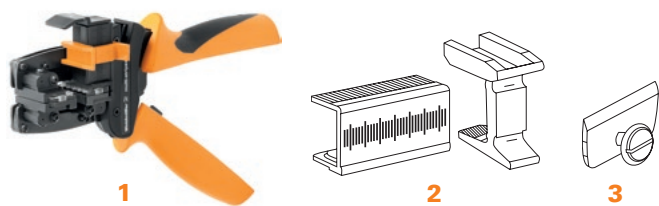
The specially shaped stripping blades guarantee perfect stripping results. The guide plates ensure the correct positioning of the wire and therefore prevent damage to the remaining wire. The clamping jaws hold the conductor with just the right force during the stripping operation and are matched to the specific situation at hand. The flexibility of the multi-stripax® to affect the result of the stripping operations depending on the different variables it encounters makes it a universal troubleshooter.

**Cutting****Positioning****Stripping****multi-stripax®****Technical data**

Cable type	PVC, Teflon, PTE, PUR, silicone, halogen free
Conductor cross-section, min.	2 mm
Conductor cross-section, max.	no limit (in several steps)
max. cutting capacity, fine-strand	6 mm <sup>2</sup>
max. cutting capacity, solid	2,5 mm <sup>2</sup>
max. cutting capacity, ribbon	10,2 x 4 mm
Depth/Width/Height	250 / 85 / 40 mm
Weight	250 g
<b>Note</b>	

Stripping and cutting tools

multi-stripax® incl. stripping unit



- High quality stripping for industrial applications
- Specially shaped stripping blades enable stripping of special types of insulation and conductor configurations
- Adjustable stop for setting stripping lengths from 2.3 to 30 mm
- Highly flexible thanks to interchangeable stripping units
- Stripping results reproduced accurately time and time again
- No damage to the conductor or insulation
- A durable, reliable tool thanks to its robust design
- Integral cutting function for max. 2.5 mm<sup>2</sup> solid or 6 mm<sup>2</sup> flexible cables

Ordering data

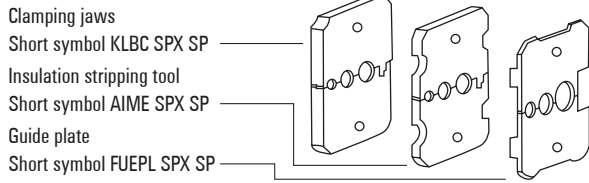
Illustration	Type	Qty.	Order No.	Features
1	multi-stripax® 0,25 -1,5S	1	9204540000	Halogen free PVC, silicone, teflon and Radox 3GK-insulated cables; Cable cross section 0.25 up to 1.5 mm <sup>2</sup> max. stripping lengths depends on cable design / cable type Cutting function up to 6 mm <sup>2</sup>
1	multi-stripax® 0,75 -4,0SL	1	9203610000	Halogen free PVC, silicone and teflon insulated cables; Cable cross section 0.75 up to 4 mm <sup>2</sup> max. stripping lengths depends on cable design / cable type Cutting function up to 6 mm <sup>2</sup>
1	multi-stripax® 1,5 -6,0S	1	9204560000	Halogen free PVC, silicone, teflon and Radox 3GKW-insulated cables; Cable cross section 1.5 up to 6 mm <sup>2</sup> max. stripping lengths depends on cable design / cable type Cutting function up to 6 mm <sup>2</sup>
1	multi-stripax® 16SL	1	9202220000	PVC insulated cables; Cable cross section 16 mm <sup>2</sup> max. stripping lengths depends on cable design / cable type 1. station solid, stranded and flexible (restricted) 2. station double stranded Cutting function up to 6 mm <sup>2</sup>
1	multi-stripax® 6-16	1	9202210000	PVC insulated cables; Cable cross section 6 up to 16 mm <sup>2</sup> ; max. stripping lengths depends on cable design / cable type 1. station solid, stranded and flexible 6 mm <sup>2</sup> 2. station solid, stranded and flexible 10 mm <sup>2</sup> 3. station solid, stranded and flexible 16 mm <sup>2</sup> double stranded (flexible) Cutting function up to 6 mm <sup>2</sup>
1	multi-stripax® AWG	1	9202230000	AWG with PTFE and PVC insulated cables; Cable cross-section AWG 26...16 max. stripping lengths depends on cable design Cutting function up to 6mm <sup>2</sup> (AWG 16)
1	multi-stripax® ASI	1	9202250000	ASI Bus cables 2 x 1.5 mm <sup>2</sup> flexible for PTE, PUR and EPDM insulated cables Stripping of outer insulation and inner cable Cutting function up to 6 mm <sup>2</sup>
1	multi-stripax® GKW LW	1	9205760000	Railway cable Radox GKW LW; Cable cross section 1.0; 1.5 and 2.5 mm <sup>2</sup> max. stripping lengths depends on cable design / cable type Cutting function up to 6 mm <sup>2</sup>
1	multi-stripax® PV	1	1190490000	Photovoltaics cable and comparable earth and short circuit proof cables; Cable cross section 2.5; 4 and 6 mm <sup>2</sup> max. stripping lengths depends on cable design / cable type Cutting function up to 6mm <sup>2</sup>
1	multi-stripax® POF	1	1208880000	Duplex Stripping tool for fast processing of POF fiber and cable according to IEC 60793-2 A4A fibre (1,000 µm/980 µm POF). Cutting function up to 6 mm <sup>2</sup>
2	ERAN multi-stripax®	1	9203100000	Length stop
3	ERME multi-stripax®	1	9203070000	Cutting knife

Note



Stripping and cutting tool multi-stripax®

Stripping unit consists of:



- Highly flexible thanks to interchangeable stripping units
- High quality stripping for industrial applications
- Specially shaped stripping blades enable stripping of special types of insulation and conductor configurations

Ordering data

Type	Qty.	Order No.	Features	
AIE multi-stripax® 0,25 -1,5S	1	9204550000	Halogen free PVC, silicone, teflon and Radox 3GK-insulated cables; Cable cross section 0.25 up to 1.5 mm <sup>2</sup> max. stripping lengths depends on cable design / cable type	
AIE multi-stripax® 0,75 -4,0SL	1	9203730000	Halogen free PVC, silicone and teflon insulated cables; Cable cross section 0.75 up to 4 mm <sup>2</sup> max. stripping lengths depends on cable design / cable type	
AIE multi-stripax® 1,5 -6,0S	1	9204570000	Halogen free PVC, silicone, teflon and Radox 3GKW-insulated cables; Cable cross section 1.5 up to 6 mm <sup>2</sup> max. stripping lengths depends on cable design / cable type	
AIE multi-stripax® 16SL	1	9202270000	PVC insulated cables; Cable cross section 16 mm <sup>2</sup> max. stripping lengths depends on cable design / cable type 1. station solid, stranded and flexible (restricted) 2. station double stranded	
AIE multi-stripax® 6-16	1	9202260000	PVC insulated cables; Cable cross section 6 up to 16 mm <sup>2</sup> ; max. stripping lengths depends on cable design / cable type 1. station solid, stranded and flexible 6 mm <sup>2</sup> 2. station solid, stranded and flexible 10 mm <sup>2</sup> 3. station solid, stranded and flexible 16 mm <sup>2</sup> double stranded (flexible)	
AIE multi-stripax® AWG	1	9202280000	AWG with PTFE and PVC-insulated cables; Cable cross section AWG 26...16 max. stripping lengths depends on cable design	
AIE multi-stripax® ASI	1	9202300000	ASI Bus cables 2 x 1.5 mm <sup>2</sup> flexible for PTE, PUR and EPDM insulated cables Stripping of outer insulation and inner cable	
AIE multi-stripax® GKW LW	1	9205770000	Railway cable Radox GKW LW; Cable cross section 1.0; 1.5 and 2.5 mm <sup>2</sup> max. stripping lengths depends on cable design / cable type	
AIE multi-stripax® PV	1	1204280000	Photovoltaics cable and comparable earth and short circuit proof cables; Cable cross section 2.5; 4 and 6 mm <sup>2</sup> max. stripping lengths depends on cable design / cable type	
AIE multi-stripax® POF	1	1212770000	Duplex Stripping tool for fast processing of POF fiber and cable according to IEC 60793-2 A4A fibre (1,000 µm/980 µm POF).	





Sheathing strippers

Sheathing strippers

- Sheathing stripper for round cables

AM 25 / AM 35

AM 25: Ø 6–25 mm; AM 35: Ø 25–36 mm



- Pivoting blade for circumferential, longitudinal and spiral cuts
- Retaining bracket with integrated blade to break open an incision in the insulation
- Integrated spare blade



Technical data

<b>Max. stripping performance</b>
Cable type
Conductor diameter
Cut depth
<b>Cutting performance</b>
UTP und STP data cables, max. diameter
Copper cable - flexible, max.
<b>Tool data</b>
Width
Height
Weight
<b>Note</b>

Ordering data

<b>Version</b>
<b>Note</b>

Accessories

<b>Note</b>
-------------

	AM 25	AM 35
PVC round cable		
Conductor diameter	6...25 mm	25...35 mm
Cut depth	adjustable up to 4.5 mm	adjustable up to 4.5 mm
<b>Tool data</b>		
Width	47 mm	53 mm
Height	157 mm	174 mm
Weight	124 g	129 g

Type	Qty.	Order No.
AM 25	1	9001540000
AM 35	1	9001080000

Type	Qty.	Order No.
ERSATZMESSER AM 25/35	2	9001530000
Sheathing stripper		

AM 12

For UTP and STP data cables



- Cutting of UTP and STP data cables and other flexible copper cables with a diameter of up to 4 mm<sup>2</sup> (~AWG11)
- Stripping of the outer insulation of UTP and STP data cables and other round cables with Ø approx. 0.5 ... 12.5 mm
- No damage to the shielding or conductor due to adjustable stripping blade
- Length end stop for repeated cutting and stripping lengths

	AM 12
UTP and STP data cables	
Conductor diameter	0.5...12.5 mm
Cut depth	adjustable
<b>Tool data</b>	
Width	8 mm
Height	46 mm
Weight	36 g

Type	Qty.	Order No.
AM 12	1	9030060000

Type	Qty.	Order No.
Sheathing stripper		

**Sheathing strippers**

- Sheathing strippers for insulated cables
- Especially suitable for stripping cables with PVC, PUR, PE, TPE and halogen-free LSZH insulation
- Insulation can be stripped from any point along the cable
- Opening of slit insulation with integrated cutter

**AM 16**

For round cables, Ø 5...17 mm




- Also highly suitable for stripping cables in the cable duct
- AM 16 guarantees precise cable routing
- Exact regulation of the cut depth with integrated visual display

**AM-X**



- No limitation in terms of the wire cross-section
- Easy handling and fatigue-free working thanks to integrated ratchet mechanism
- 2-sided ground knife for double the service life



**Technical data**

Max. stripping performance	
Cable type	
Conductor cross-section, min. AWG	
Conductor diameter	
Cut depth	
Cutting performance	
UTP und STP data cables, max. diameter	
Copper cable - flexible, max.	
Tool data	
Width	
Height	
Weight	
Note	

AM 16		
Type		
Round cable		
5...17 mm		
0.5 - 2.5 mm <sup>2</sup>		
58 mm		
53 mm		
60 g		

AM-X		
Type		
PVC round cable, Round cable		
25...999 mm		
adjustable up to 4.5 mm		
160 mm		
55 mm		
169 g		

**Ordering data**

Version	
Note	

Type	Qty.	Order No.
AM 16	1	9204190000

Type	Qty.	Order No.
AM-X	1	2625720000

**Accessories**

Note	
------	--

Type	Qty.	Order No.
ERME AM 16	1	9204260000
Sheathing stripper		

Type	Qty.	Order No.
ERME AM-X	1	2626340000
Sheathing stripper		

## Sheathing strippers

### Sheathing strippers for coaxial cable

- For coaxial cable and round (shielded) data cables from  $\varnothing$  2.5...8 mm
- 1-, 2- and 3-level stripping in one step
- Fast changeover to other cable and connector types thanks to adjustable and interchangeable screw holder
- Colour-coded, interchangeable cassettes with specified stripping length for standard coaxial cable and connector: see table
- Setting block (included) permits quick pre-setting of cutting depths
- Blade cassettes usable on both sides



### CST / IE-CST

$\varnothing$  2.5...8 mm



- RG 58 and RG 71
- RG 59 and RG 62
- Antenna cable
- Profibus cable
- Ethernet cable

### Cutter cassettes for CST



### Technical data


Max. stripping performance	
Cable type	
Conductor diameter	
Stripping length, max.	
Tool data	
Width	
Height	
Weight	
Note	

### Ordering data

Version	
Note	

### Accessories

	Screw holder
	Adjustment block
Note	



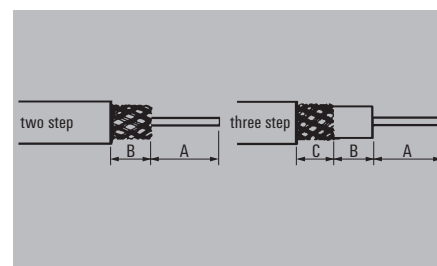
CST	IE-CST
Coaxial & round data cables	Coaxial & round data cables
2.5...8 mm	2.5...8 mm

100 mm	100 mm
45 mm	42 mm
65 g	85 g

Type	Qty.	Order No.
CST	1	9030500000
IE-CST	1	9204350000

CST without blade cassette, cassette must be ordered separately. IE-CST including blade cartridge (9032020000), adjusted to Weidmüller Ethernet cable

Type	Qty.	Order No.
SCHA CST	1	9032060000
EINTELLBLOCK CST	1	9005800000



Colour cutter cassettes	B [mm]	C [mm]
grey	3.9	
red	6.0	
yellow	12.0	
blue	6.5	
white	8.6	
green	7.1	5.1
brown	7.5	3.5
orange	8.0	3.7
light green	6.0	6.0
black	8.6	2.3

Dim. A as stated by manufacturer (not defined by tool)

Colour cutter cassettes	Qty.	Order-No.
grey	1	9032050000
red	1	9032040000
yellow	1	9032030000
blue	1	9032020000
white	1	9204340000
green	1	9032000000
brown	1	9032010000
orange	1	9032200000
light green	1	9032210000
black	1	9032220000

**Sheathing strippers for coaxial cable**

- For coaxial cable and round (shielded) data cables from Ø 2.5...8 mm
- 1-, 2- and 3-level stripping in one step
- Adjustable stripping lengths in 1 mm steps for meshwork and dielectric materials (min. stripping length approx. 3.2 mm)
- Fast changeover to other cable types
- Max. stripping length 17 mm
- Incl. 3 blades

**CST VARIO**

Ø 2.5...8 mm



- RG 58 and RG 71
- RG 59 and RG 62
- Antenna cable
- Profibus cable
- Ethernet cable

**CST VARIO blade holder**



**Ordering data**



Type	Qty.	Order No.
CST VARIO BLADE HOLDER	1	9005740000

**CST VARIO blade insert**



**Ordering data**

Type	Qty.	Order No.
CST VARIO BLADE INSERT	1	9005730000



**CST VARIO Screwdriver**



**Ordering data**

Type	Qty.	Order No.
CST SCREWDRIVER	1	9005720000

**Technical data**

Max. stripping performance
Cable type
Conductor diameter
Stripping length, max.
Tool data
Width
Height
Weight
Note

CST VARIO
Coaxial & round data cables
2.5...8 mm
17 mm
116 mm
45 mm
76 g

**Ordering data**

Version
Note

Type	Qty.	Order No.
CST VARIO	1	9005700000

**Accessories**

Note

Type	Qty.	Order No.
SCHRAUBENDREHER CST	1	9005720000
MESSERHALTER CST VARIO	1	9005740000
MESSEREINSATZ CST VARIO	1	9005730000
Includes spare blade set (1 set = 3 blades)		

**Setting block CST**



**Ordering data**

Type	Qty.	Order No.
CST SETTING BLOCK	1	9005800000

**Screw holder CST**



**Ordering data**

Type	Qty.	Order No.
SCHA CST	1	9032060000

## Sheathing strippers

### Cable sheathing stripper

- For fast and accurate stripping of moisture proof cables of diam. 8 - 13 mm, for example NYM cable, 3 x 1.5 mm<sup>2</sup> to 5 x 2.5 mm<sup>2</sup>
- No need to set cutting depth
- Ideal for working in junction and distribution boxes

### Stripper round

Round cable stripper



- Damp-proof cable Ø 8...13 mm



### Stripper round top

Round cable stripper with individual wire stripper



- Damp-proof cable Ø 8...13 mm
- With stripping device for individual wires of 0.2-4.0 mm<sup>2</sup>
- With integrated longitudinal cutter
- Retractable internal blade



### Technical data

<b>Max. stripping performance</b>
Cable type
Conductor diameter
Wire cross-section, min. / max.
<b>Tool data</b>
Width
Height
Weight
<b>Note</b>

### Ordering data

<b>Version</b>
<b>Note</b>

<b>Stripper round</b>
Flexible and solid conductors with PVC insulation
8...13 mm
125 mm
35 mm
47 g

Type	Qty.	Order No.
Stripper round	1	9918040000

<b>STRIPPER ROUND TOP</b>
Flexible and solid conductors with PVC insulation
8...13 mm
0.2...4 mm <sup>2</sup>
125 mm
35 mm
50 g

Type	Qty.	Order No.
STRIPPER ROUND TOP	1	9918050000

**Cable knife**

- Simple, fast and accurate stripping of all conventional round cables from Ø 4 - 37 mm<sup>2</sup>
- Circumferential and longitudinal cuts with automatic rotary blade
- Knurled screw at end of handle for setting cutting depth
- Spring-loaded cable retaining clip with thumb guard
- Spare blade in handle

**Slicer NO 16**

Cable cutter Ø 4...16 mm



- Operating range: 4...16 mm outer diameter



**Slicer NO 27**

Cable cutter Ø 8...28 mm



- Operating range: 8...28 mm outer diameter



**Technical data**

Max. stripping performance	
Cable type	
Conductor diameter	
Tool data	
Width	
Height	
Weight	
Note	

SLICER NO 16		
Flexible and solid conductors with PVC insulation		
4...16 mm		
132 mm		
29 mm		
75 g		
Note		

SLICER NO 27		
Flexible and solid conductors with PVC insulation		
8...28 mm		
132 mm		
29 mm		
75 g		
Note		

**Ordering data**

Version	
Note	

Type	Qty.	Order No.
SLICER NO 16	1	9918070000
Note		

Type	Qty.	Order No.
SLICER NO 27	1	9918080000
Note		

**Accessories**

Note	
------	--

Type	Qty.	Order No.
ZUB SLICER NO16-35	2	9201430000
Note		

Type	Qty.	Order No.
ZUB SLICER NO16-35	2	9201430000
Note		

## Sheathing strippers

### Special cable sheathing stripper

Insulation stripping tool for data communication systems

### Stripper PC

Special cable stripper



### Stripper Coax

Special cable stripper



- Cable diameter Ø 5...15 mm
- For cables and conductors of 0.25 - 4.0 mm<sup>2</sup> (24 - 12 AWG)
- For data cables in the telecommunications and IT sectors
- IBM network cables
- Printer cables
- Control cables

- Cable diameter Ø 4.8...7.5 mm
- For PVC-insulated data communication and control cables
- RG 58 / RG 59
- TV antenna cables between Ø 4.8 and 7.5 mm
- PVC round cables 3 x 0.75 mm<sup>2</sup>



#### Technical data

<b>Max. stripping performance</b>	
Cable type	
Conductor diameter	
Wire cross-section, min. / max.	
<b>Tool data</b>	
Width	
Height	
Weight	
<b>Note</b>	

<b>STRIPPER PC</b>		
Data cable / telecommunications and IT		
Cable diameter	5...15 mm	
Wire cross-section	0.25...4 mm <sup>2</sup>	
Width	125 mm	
Height	35 mm	
Weight	55 g	
<b>Note</b>		

<b>STRIPPER COAX</b>		
Coaxial & round data cables		
Cable diameter	4.8...7.5 mm	
Width	97 mm	
Height	20.5 mm	
Weight	22 g	
<b>Note</b>		

#### Ordering data

<b>Version</b>
<b>Note</b>

Type	Qty.	Order No.
STRIPPER PC	1	9918060000
<b>Note</b>		

Type	Qty.	Order No.
STRIPPER COAX	1	9918030000
<b>Note</b>		



# Crimping

<b>Crimping</b>	Introduction	D.2
	Overview contacts – tools	D.4
	Crimping tools for wire end ferrules	D.6
	Introduction – Crimping tools for other contacts	D.14
	Crimping tools for other contacts	D.16
	Pressing tools	D.28
	Introduction – Mechanical and electro-hydraulic crimping tools	D.30
	EPG Cut 40 battery-powered cutting tool	D.31
	Crimping tools PZ PK 6/70 and PZ RK 6/70	D.32
	Crimping tools PZ PK 10/120 and PZ RK 10/120	D.33
	Crimping tools EPG 45	D.34
	Crimping tools EPG 60 and HPG 60	D.36
	Crimping tools APG 80	D.38
	Battery / Battery charger	D.40
	Insertion tool for twisted-pair cable	D.42
	Disconnect	D.43
	Tools for polymer optical fibres (POF)	D.44
	Cable tie tools	D.45
	Operating aids for hand tools	D.47

# Crimping

After stripping, appropriate contacts or wire end ferrules can be crimped to the cable end.

Crimping produces a reliable connection between conductor and contact, and has more or less completely replaced soldering.

Crimping describes the production of a uniform, non-detachable connection between conductor and connecting element.

This should be achieved exclusively by the use of a high-quality precision tool. The result is a safe, reliable connection in both electrical and mechanical terms.

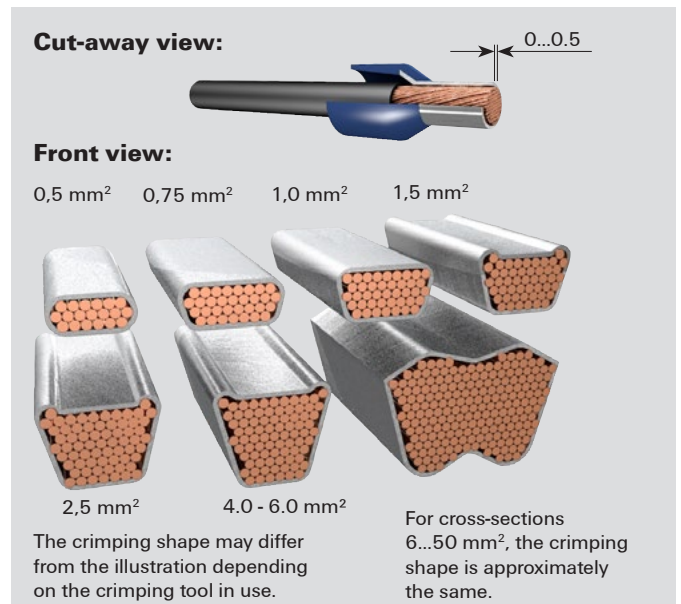
Weidmüller offers a wide range of mechanical crimping tools. An integral ratchet mechanism with disengage option guarantees optimum processing quality. Crimp connections produced with Weidmüller tools comply with international standards and specifications.

The DIN EN 60352-2 standard recommends that tools and contacts should come from the same manufacturer, since this is the only way to ensure consistently high quality. Otherwise, it is the user who is responsible for the quality. Weidmüller tools are designed to fit with Weidmüller contacts and thus are in full compliance with the DIN EN standard.

**Note:** The AWG cross-section specifications can be compared with the equivalent metric specifications.

## Crimping of wire end ferrule: an example of an optimum crimp of different cross-sections.

A crimp connection using manual and automatic Weidmüller tools can be seen below. The conductor insulation must be pushed into the plastic collar and the ferrule sleeve must be completely filled by the conductor. Depending on the cross-section, the conductor should protrude approx. 0 ... 0.5 mm from the ferrule sleeve.




### Faulty crimping connections due to an incorrect combination of cable and wire end ferrule

It is not possible for a tool to function reliably with every combination of conductor and crimping material. It is possible that the standard requirements for the crimped product can't be achieved, although taken on their own, both conductor and crimping material comply with the corresponding standard. The individual production tolerances of conductor and crimping material do not allow every conductor to be combined with every contact.

The combination of conductors, crimping material and crimping tool must be coordinated: this procedure is all the more difficult given the large number of products on the market.

This means that the material must be defined and the crimping result tested, ensuring that the test, and later on the tool, satisfy the same conditions.




**Single conductor squeezed off**

**Single conductor pushed back**

### Faults which can occur during crimping:

- Cracks along the sides and die impressions
- Splitting of the ferrules
- Asymmetrical crimping shape
- Extreme burrs formed along the sides
- Ferrule not filled by the conductor
- Single conductors pushed back protruding from the collar
- Single conductors squeezed off
- Plastic collar damaged by the crimping jaw
- Conductor insulation not pushed into the plastic collar
- Ferrule bent longitudinally after crimping



Formation of cracks at the sides.  
Sides split open

Formation of cracks at the impressions  
of the crimping jaw

Asymmetrical crimping shape  
Burr formation on one side

Asymmetrical crimping shape  
Burr formation on one side


#### Note:










The ferrule must not split open after it has been connected once in any Weidmüller terminal corresponding to the conductor cross-section (with a torque according to IEC 60947-1)

Overview contacts – tools

Crimping

D

Crimp contact	Crimp type	Description	Conductor crosssection in mm <sup>2</sup>	AWG	Crimping tool	Order No. tool	page	
Wire end ferrules		with plastic collar	0,5...2,5	20...14	Stripax Plus 2.5	9020000000	D.6	
		with / without plastic collar	0,14...6	26...10	PZ 6 roto	9014350000	D.9	
			0,14...1,5	24...16	PZ 1.5	9005990000	D.7	
			0,5...4	20...12	PZ 4	9012500000	D.8	
		with / without plastic collar	0,14...6	26...8	PZ 10 HEX	1445070000	D.10	
			0,25...6	24...10	PZ 6/5	9011460000	D.8	
		with / without plastic collar	0,5...6	20...10	PZ 3	0567300000	D.7	
			26...8	PZ 10 SQR	1445080000	D.10		
		with / without plastic collar	6...16	10...6	PZ 16	9012600000	D.11	
			25...50	3...1	PZ 50	9006450000	D.12	
	Twin wire end ferrules		Twin wire end ferrules	0,5...1	20...17	PZ 1.5	9005990000	D.7
				0,5...4	20...10	PZ 10 HEX	1445070000	D.10
0,5...2,5				20...14	PZ 4	9012500000	D.8	
0,5...4				20...12	PZ 6/5	9011460000	D.8	
0,5...4				20...12	PZ 3	0567300000	D.7	
0,5...4				20...12	PZ 6 roto	9014350000	D.9	
6...16				10...6	PZ ZH 16	9013600000	D.11	
Stamped contacts		Weidmüller DFF series	0,22...2,5	24...12	HTF DFF	9014140000	D.27	
		Weidmüller ZRV and MKF series	0,2...0,35 / 0,5...1	24...22 / 20...17	HTF ZRV	9014840000	D.27	
			Weidmüller FEKO ZRV series	0,2...2,5	24...12	HTF AFK 2.5	9201040000	D.27
		Weidmüller RSV and DSTV-HD Systems	0,14...1,5	26...16	HTF RSV 16	9013560000	D.27	
			2,5	14...12	HTF RSV 12	9013550000	D.27	
Turned contacts		Turned HD and HE contacts	4...10	12...7	CTX CM 3,6	9018480000	D.20	
			0,14...4	26...12	CTX CM 1,6/2,5	9018490000	D.20	
		Turned HD, HE and HX contacts	0,14...6	26...10	CTIN CM 1,6/2,5	9205430000	D.20	
			1,5...10	16...7	CTIN CM 3,6	9205440000	D.20	

Crimp contact	Crimp type	Description	Conductor crossection in mm <sup>2</sup>	AWG	Crimping tool	Order No. tool	page	
coaxial connectors		coaxial connectors			HTG 58	9012000000	D.25	
					HTG 58/59	9012020000	D.25	
					HTG 59	9012010000	D.25	
					HTG 174	9012410000	D.25	
					HTX 138	9012400000	D.25	
			HTX 188	9011990000	D.25			
	coaxial connectors				CTX 500	9006320000	D.26	
					CTX 501	9006370000	D.26	
					CTX 502	9006380000	D.26	
insulated / non-insulated connectors		insulated connectors	0,5...2,5	20...14	HTI 15	9014400000	D.18	
			0,5...6	20...10	CTI 6	9006120000	D.17	
			0,5...6	20...10	CTI 6 G	9202850000	D.17	
		non-insulated connectors	0,5...6	20...10	HTN 21	9014610000	D.18	
			0,5...6	20...10	HTN 21 with end stop	9014100000	D.18	
			10...25	7...3	CTN 25 D4	9006220000	D.19	
		10...25	7...3	CTN 25 D5	9006230000	D.19		
modular plug connectors		WE-plug (4, 6 and 8-poles)	0,08...0,25	28...24	TT 864 RS WE	9008120000	D.29	
		WE-plug (4, 6 and 10-poles)	0,08...0,25	28...24	TT 1064 RS WE	9008190000	D.29	
		shielded WE-plug, system Hirose	0,08...0,25	28...24	TT8 RS MP8	9202800000	D.28	
Other contacts and plugs		SUB-D contacts		0,08...0,5	28...20	HTF SUB-D	9013260000	D.26
		flat blade connectors and receptacles	0,1...1 (connec. width 2,8)		27...17	HTF 28	9013090000	D.16
			0,5...2,5 (connec. width 4,8)		20...14	HTF 48	9013080000	D.16
			0,5...2,5 (connec. width 6,3)		20...14	HTF 63	9013400000	D.16
			0,5...6 (connec. width 6,3)		20...10	CTF 63	9202860000	D.16
		fibre optic connectors	Station 1 (hexagon crimp): 3,15 / 6,0 H.- → 3,9			HTX LWL	9011360000	D.21
			Station 2 (round crimp): 4,85 / 6,0 H.- → 5,5			HTX LWL	9011360000	D.21
		IP 67 connector				IE-CT-SC-GOF	9205320000	D.22
						IE-CT-LC-GOF	9205330000	D.22
					IE-CT-SC-POF	9205340000	D.22	
					IE-CT-SC-GOF-P	9205350000	D.22	

Crimping

D













**Crimping tools for wire end ferrules**

**Crimping tools for wire end ferrules**

- For wire-end ferrules with and without plastic collars, according to DIN 46228 Part 1 and Part 4
- Ratchet for precise crimping
- Release option in the event of incorrect operation
- Ergonomic handle design
- Minimal hand force required

**PZ 10 HEX**

0.14 ... 10 mm<sup>2</sup>



- ~AWG 26 ... 8
- Only one die for the whole cross-section range of 0.14 ... 10 mm<sup>2</sup>
- Side wire-end ferrule insertion with hexagon crimp shape



**PZ 10 SQR**

0.14 ... 10 mm<sup>2</sup>



- ~AWG 26 ... 8
- Only one die for the whole cross-section range of 0.14 ... 10 mm<sup>2</sup>
- Side wire-end ferrule insertion with square crimp shape



**Technical data**

Description of contact	
Type of contact	Wire-end ferrules with/without plastic collars
Crimping range	0.14...10 mm <sup>2</sup>
Crimping range 1 (with multiple crimping positions)	
Crimping range 2 (with multiple crimping positions)	
Crimping range 3 (with multiple crimping positions)	
Crimping range 4 (with multiple crimping positions)	
Crimping range 5 (with multiple crimping positions)	
Tool data	
Width	195 mm
Weight	600 g
Note	

**Ordering data**

Version	
Note	

Type	Qty.	Order No.
PZ 10 HEX	1	1445070000
Additional accessories can be found in Chapter J		

Type	Qty.	Order No.
PZ 10 SQR	1	1445080000
Additional accessories can be found in Chapter J		

### Crimping tools for wire end ferrules

- For wire-end ferrules with and without plastic collars, according to DIN 46228 Part 1 and Part 4
- Ratchet for precise crimping
- Release option in the event of incorrect operation

#### PZ 16

6...16 mm<sup>2</sup>



- ~ AWG 10...6
- Crimp complies with Euro-Norm EN 60947-1
- Approval according to VG 95211 (military designation VG 95 236 T 14 B 002)
- Three crimping stations corresponding to the conductor cross-sections
- Wire-end ferrule insertion from the side



#### PZ ZH 16

Twin wire-end ferrules from 6...16 mm<sup>2</sup>



- ~ AWG 10...6
- Three crimping stations corresponding to the conductor cross-sections
- Wire-end ferrule insertion from the side



### Technical data

#### Description of contact

Type of contact  
Crimping range  
Crimping range 1 (with multiple crimping positions)  
Crimping range 2 (with multiple crimping positions)  
Crimping range 3 (with multiple crimping positions)  
Crimping range 4 (with multiple crimping positions)  
Crimping range 5 (with multiple crimping positions)

#### Tool data

Width  
Weight

#### Note

### Ordering data

#### Version

#### Note

#### PZ 16

Wire-end ferrules with/without plastic collars  
6...16 mm<sup>2</sup>  
6 mm<sup>2</sup>  
10 mm<sup>2</sup>  
16 mm<sup>2</sup>

200 mm  
418 g

#### Type

Type	Qty.	Order No.
PZ 16	1	9012600000
PZ 16 ZERT	1	9017340000

Additional accessories can be found in chapter J

#### PZ ZH 16

Twin wire-end ferrules  
6...16 mm<sup>2</sup>  
6 mm<sup>2</sup>  
10 mm<sup>2</sup>  
16 mm<sup>2</sup>

250 mm  
730 g

#### Type

Type	Qty.	Order No.
PZ ZH 16	1	9013600000
PZ ZH 16 ZERT	1	9013610000

Additional accessories can be found in Chapter J

## Crimping tools for wire end ferrules

## Crimping tools for wire end ferrules

- For wire-end ferrules with and without plastic collars, according to DIN 46228 Part 1 and Part 4
- Ratchet for precise crimping
- Release option in the event of incorrect operation

## PZ 50

25...50 mm<sup>2</sup>

- ~AWG 4...0
- Crimp complies with Euro-Norm EN 60947-1
- Approval according to VG 95211 (military designation VG 95 236 T 14 B 002)
- Three crimping stations corresponding to the conductor cross-sections
- Wire-end ferrule insertion from the side



## Technical data

## Description of contact

Type of contact  
Crimping range  
Crimping range 1 (with multiple crimping positions)  
Crimping range 2 (with multiple crimping positions)  
Crimping range 3 (with multiple crimping positions)  
Crimping range 4 (with multiple crimping positions)  
Crimping range 5 (with multiple crimping positions)

## Tool data

Width  
Weight

## Note

## PZ 50

Wire-end ferrules with/without plastic collars

25...50 mm<sup>2</sup>25 mm<sup>2</sup>35 mm<sup>2</sup>50 mm<sup>2</sup>

250 mm

730 g

## Ordering data

## Version

## Note

Type	Qty.	Order No.
PZ 50	1	9006450000
PZ 50 ZERT	1	9017400000


Additional accessories can be found in chapter J



## Crimping tool for custom contacts

The crimping technique is one of the most reliable and most versatile connection methods. Extreme quality demands for a variety of different connections require that you use a wide variety of specialised crimping tools which are designed for specific contacts.

Weidmüller offers the right crimping tool for a wide variety of contact, regardless of whether you are using turned contacts, cable-lug connectors, insulated connectors or coaxial connectors.







## Crimping tools for other contacts

## Crimping tools for other contacts

- Ratchet for precise crimping
- Release option in the event of incorrect operation
- With end stop for exact positioning of the contacts
- Contact and insulation are crimped in one step

## HTF 28 / HTF 48 / HTF 63

0.1...2.5 mm<sup>2</sup>

For flat-blade connectors and flat-blade receptacles with pre-rolled crimp claw

## HTF 28

- ~AWG 28...18
- Plug width 2.8 mm, from 0.1...1.0 mm<sup>2</sup>

## HTF 48

- ~AWG 21...14
- Plug width 4.8 mm, from 0.5...2.5 mm<sup>2</sup>

## HTF 63

- ~AWG 21...14
- Plug width 6.3 mm, from 0.5...2.5 mm<sup>2</sup>



## Technical data

Description of contact
Type of contact
Crimping range
Crimping range 1 (with multiple crimping positions)
Crimping range 2 (with multiple crimping positions)
Crimping range 3 (with multiple crimping positions)
Plug width
Tool data
Width
Weight
Note

HTF 28	HTF 48	HTF 63
F-plug / -sleeve	F-plug / -sleeve	F-plug / -sleeve
0.1...1 mm <sup>2</sup>	0.5...2.5 mm <sup>2</sup>	0.5...2.5 mm <sup>2</sup>
0.1...0.25 mm <sup>2</sup>	0.5...1 mm <sup>2</sup>	0.5...1 mm <sup>2</sup>
0.25...0.5 mm <sup>2</sup>	1.5...2.5 mm <sup>2</sup>	1.5...2.5 mm <sup>2</sup>
0.6...1 mm <sup>2</sup>		
2.8 mm	4.8 mm	6.3 mm
200 mm	200 mm	200 mm
438 g	438 g	438 g
Note		

## Ordering data

Version
Note

Type	Qty.	Order No.
HTF 28	1	9013090000
HTF 28 ZERT	1	9017410000
HTF 48	1	9013080000
HTF 48 ZERT	1	9017260000
HTF 63	1	9013400000
HTF 63 ZERT	1	9017240000
Additional accessories can be found in chapter J		

## CTF 63

0.5...6 mm<sup>2</sup>

For flat-blade connectors and flat-blade receptacles with pre-rolled crimp claw

## CTF 63

- ~AWG 21...10
- Plug width 6.3 mm, from 0.5...6 mm<sup>2</sup>



CTF 63
F-plug / -sleeve
0.5...6 mm <sup>2</sup>
0.5...1 mm <sup>2</sup>
1.5...2.5 mm <sup>2</sup>
2.6...6 mm <sup>2</sup>
6.3 mm
250 mm
730 g
Note

Type	Qty.	Order No.
CTF 63	1	9202860000
CTF 63 ZERT	1	1077010000
Additional accessories can be found in Chapter J		

**Crimping tools for other contacts**

- Ratchet for precise crimping
- Release option in the event of incorrect operation
- With end stop for exact positioning of the contacts

**CTI 6 G**

0.5...6 mm<sup>2</sup>



For PVC-, PC- and polyamide-insulated connectors

- ~AWG 21...10
- Parallel crimp profile for crimping contact and insulation in one step



**CTI 6**

0.5...6 mm<sup>2</sup>



For PVC-, PC- and polyamide-insulated connectors

- ~AWG 21...10
- Double-crimp profile, for crimping contact and insulation in one step



**Technical data**

Description of contact	
Type of contact	
Crimping range	
Crimping range 1 (with multiple crimping positions)	
Crimping range 2 (with multiple crimping positions)	
Crimping range 3 (with multiple crimping positions)	
Plug width	
Tool data	
Width	
Weight	
Note	

**Ordering data**

Version	
Note	

CTI 6 G		
Insulated connector		
Crimping range	0.5...6 mm <sup>2</sup>	
Crimping range 1 (with multiple crimping positions)	0.5...1.5 mm <sup>2</sup>	
Crimping range 2 (with multiple crimping positions)	1.1...2.5 mm <sup>2</sup>	
Crimping range 3 (with multiple crimping positions)	2.6...6 mm <sup>2</sup>	
Width	250 mm	
Weight	747 g	
Note		

Type	Qty.	Order No.
CTI 6 G	1	9202850000
CTI 6 G ZERT	1	1292880000
Additional accessories can be found in Chapter J		

CTI 6		
Insulated connector		
Crimping range	0.5...6 mm <sup>2</sup>	
Crimping range 1 (with multiple crimping positions)	0.5...1.5 mm <sup>2</sup>	
Crimping range 2 (with multiple crimping positions)	1.1...2.5 mm <sup>2</sup>	
Crimping range 3 (with multiple crimping positions)	2.6...6 mm <sup>2</sup>	
Width	250 mm	
Weight	730 g	
Note		

Type	Qty.	Order No.
CTI 6	1	9006120000
CTI 6 ZERT	1	9017290000
Additional accessories can be found in chapter J		



### Crimping tools for other contacts

- Ratchet for precise crimping
- Release option in the event of incorrect operation

#### CTN 25 D 4

10...25 mm<sup>2</sup>



For uninsulated cable lugs and connectors

- ~AWG 8...4
- Rolled cable lugs, acc. to DIN 46234
- Pin cable lugs
- Parallel and serial connectors
- Indent crimping



#### CTN 25 D 5

10...25 mm<sup>2</sup>



For uninsulated cable lugs and connectors

- ~AWG 8...4
- Rolled cable lugs, acc. to DIN 46235
- Pin cable lugs
- Parallel and serial connectors
- Hexagon crimping



### Technical data

Description of contact
Type of contact
Crimping range
Crimping range 1 (with multiple crimping positions)
Crimping range 2 (with multiple crimping positions)
Crimping range 3 (with multiple crimping positions)
Plug width
Tool data
Width
Weight
Note

### Ordering data

Version
Note

CTN 25D4
Uninsulated connection
10...25 mm <sup>2</sup>
10 mm <sup>2</sup>
16 mm <sup>2</sup>
25 mm <sup>2</sup>
250 mm
730 g

Type	Qty.	Order No.
CTN 25 D4	1	9006220000
CTN 25 D4 ZERT	1	9017350000
Additional accessories can be found in chapter K		

CTN 25 D5
Uninsulated connection
10...25 mm <sup>2</sup>
10 mm <sup>2</sup>
16 mm <sup>2</sup>
25 mm <sup>2</sup>
250 mm
730 g

Type	Qty.	Order No.
CTN 25 D5	1	9006230000
CTN 25 D5 ZERT	1	1292870000
Additional accessories can be found in chapter K		



Crimping tools for other contacts

Crimping tools for other contacts

- Ratchet for precise crimping
- Release option in the event of incorrect operation
- With end stop for exact positioning of the contacts

CTX CM 1.6/2.5 / CTX CM 3.6

0.14...10 mm<sup>2</sup>




CTX CM 1.6/2.5

- Turned HD contacts
- Turned HE contacts
- ConCept M10 and M5 contacts
- ~AWG 26...12
- 0.14...4.0 mm<sup>2</sup>

CTX CM 3.6

- Turned HD contacts
- ConCept M3 contacts
- ~AWG 12...8
- 4.0...10 mm<sup>2</sup>



CTIN CM 1.6/2.5 / CTIN 3.6

0.14...10 mm<sup>2</sup>



CTIN CM 1.6/2.5

- Turned HD and HE contacts
- Turned HX contacts
- ConCept M10, M5 and M3 contacts
- 4-indent crimp
- ~AWG 26...10
- 0.14...6.0 mm<sup>2</sup>

CTIN CM 3.6

- Turned HX contacts
- ConCept M3 contacts
- 4-indent crimp
- ~AWG 16...8
- 1.5...10 mm<sup>2</sup>



Technical data

Description of contact
Type of contact
Crimping range
Crimping range 1 (with multiple crimping positions)
Crimping range 2 (with multiple crimping positions)
Crimping range 3 (with multiple crimping positions)
Crimping range 4 (with multiple crimping positions)
Crimping range 5 (with multiple crimping positions)
Tool data
Width
Weight
Note

CTX CM 1.6/2.5	CTX CM 3.6
Turned contacts	Turned contacts
0.14 mm <sup>2</sup> ...4 mm <sup>2</sup>	4 mm <sup>2</sup> ...10 mm <sup>2</sup>
0.14 mm <sup>2</sup> ...0.5 mm <sup>2</sup>	4 mm <sup>2</sup>
0.75 mm <sup>2</sup> ...1 mm <sup>2</sup>	6 mm <sup>2</sup>
1.5 mm <sup>2</sup>	10 mm <sup>2</sup>
2.5 mm <sup>2</sup>	
4 mm <sup>2</sup>	
250 mm	250 mm
730 g	730 g

CTIN CM 1.6/2.5	CTIN CM 3.6
Turned contacts	Turned contacts
0.14 mm <sup>2</sup> ...6 mm <sup>2</sup>	1.5 mm <sup>2</sup> ...10 mm <sup>2</sup>
0.14 mm <sup>2</sup> ...6 mm <sup>2</sup>	1.5 mm <sup>2</sup> ...10 mm <sup>2</sup>
230 mm	230 mm
1220 g	1220 g

Ordering data

Version
Note

Type	Qty.	Order No.
CTX CM 1.6/2.5	1	9018490000
CTX CM 1.6/2.5 ZERT	1	9013690000
CTX CM 3.6	1	9018480000
CTX CM 3.6 ZERT	1	1270320000

A large selection of contacts can be found in our current Heavy-duty Connectors Catalogue

Type	Qty.	Order No.
CTIN CM 1.6/2.5	1	9205430000
CTIN CM 3.6	1	9205440000

A large selection of contacts can be found in our current Heavy-duty Connectors Catalogue



### Crimping tools for other contacts

- Ratchet for precise crimping
- Release option in the event of incorrect operation

### HTX LWL



For fibre-optical cables with

- Core diameter of 1 mm
- Crimping sleeve  $\varnothing$  5.5 mm

**Station 1:** hexagon crimp

**Station 2:** round crimp (for HP connector)



### Technical data

#### Description of contact

Type of contact  
Station 1: A / B  
Station 2: A / B  
Station 3: A / B  
C  
D

#### Tool data

Width  
Weight

#### Note

#### HTX LWL

Fibre-optic connector  
3.15 / 6 mm  
4.85 / 6 mm

200 mm

415 g

H.  $\varnothing$  sleeve diameter

### Ordering data

#### Version

Type	Qty.	Order No.
HTX LWL	1	9011360000

#### Note

**Crimping tools for other contacts**

**Crimping tools for other contacts**

- Ratchet for precise crimping
- Release option in the event of incorrect operation

**IE-CT-SC-GOF / IE-CT-LC-GOF**

Crimping tools for IP 20 + IP 67 connectors



- For fibre-optic SC/ST, IP 20 and IP 67 connectors
- For fibre-optic LC and IP 67 connectors

**IE-CT-SC-POF / IE-CT-SC-GOF-P**

Crimping tools for IP 20 + IP 67 connectors



- For polymer fibre-optic SC/ST, IP 20 and IP 67 connectors
- For fibre-optic, Profinet and Mobil cable SC/ST and IP 67 connectors



**Technical data**

Tool data
Width
Weight
Note

IE-CT-SC-GOF	IE-CT-LC-GOF
250 mm	250 mm
730 g	730 g
Note	

IE-CT-SC-POF	IE-CT-SC-GOF-P
250 mm	250 mm
730 g	730 g
Note	

**Ordering data**

Version
Note

Type	Qty.	Order No.
IE-CT-SC-GOF	1	9205320000
IE-CT-LC-GOF	1	9205330000
Note		

Type	Qty.	Order No.
IE-CT-SC-POF	1	9205340000
IE-CT-SC-GOF-P	1	9205350000
Note		

### Crimping tools for other contacts

- Ratchet for precise crimping
- Release option in the event of incorrect operation
- With end stop for exact positioning of the contacts

### HTX-IE-POF



- Only one tool needed for all SC-RJ plug processing steps
- For processing 1 mm thick polymer optical fibres, especially for the PROFINET and ETHERNET/IP-SC-RJ connectors
- For stripping Duplex polymer optical fibres
- The plugs are crimped and the POF fibres are separated, all in a single step
- Cut surfaces do not need to be polished after cutting
- Locator for precise positioning of the SC-RJ plugs
- Ergonomic handles
- High repeat accuracy

Three steps to produce IP 67 connectors:

- 1) Strip the polymer optical fibres
- 2) Crimp and separate
- 3) Crimp the strain relief

### Technical data

<b>Description of contact</b>
Type of contact
<b>Tool data</b>
Width
Weight
<b>Note</b>

<b>HTX-IE-POF</b>
For 1 mm thick polymer optical fibres
220 mm
450 g
<b>Note</b>

### Ordering data

<b>Version</b>
<b>Note</b>

Type	Qty.	Order No.
HTX-IE-POF	1	1208870000
<b>Note</b>		

## Crimping tools for other contacts

## Crimping tool for other contacts

- Ratchet for precise crimping
- Release option in the event of incorrect operation
- With locator for exact positioning of the contacts

## CTF PV WM4

2.5...6 mm<sup>2</sup>

- For Weidmüller WM4 photovoltaic connectors and similar plugs
- For Multi-Contact MC4 2.5 mm<sup>2</sup> to 6 mm<sup>2</sup> and similar plugs
- For Hirschmann SunCon 4 mm<sup>2</sup> and similar plugs



## Technical data

<b>Description of contact</b>
Type of contact
Crimping range
<b>Tool data</b>
Width
Weight
<b>Note</b>

<b>CTF PV WM4</b>
F-plug / -sleeve
2.5...6 mm <sup>2</sup>
250 mm
730 g

## Ordering data

<b>Version</b>
<b>Note</b>

Type	Qty.	Order No.
CTF PV WM4	1	1222870000

**Crimping tools for other contacts**

- Ratchet for precise crimping
- Release option in the event of incorrect operation

**HTG174 / HTX138 / HTX188**



For coaxial connectors such as BNC, TNC and N plugs

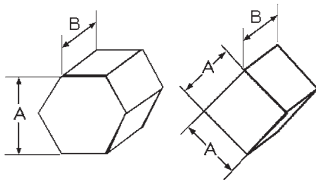
- **HTX 138**  
For connectors on Twinax coaxial cable

**HTG 58 / HTG 59 / HTG 58/59**



For coaxial connectors such as BNC and TNC plugs

- With cable RG 58, RG 59, RG 62, RG 71



A = Width across flats  
B = Crimping width  
C = Ø Outer sleeve of coaxial plug  
D = Ø Centre contact



**Technical data**

Description of contact
Type of contact
Station 1: A / B
Station 2: A / B
Station 3: A / B
C
D
Tool data
Width
Weight
Note

HTG 174	HTX 138	HTX 188
Coaxial connector	Coaxial connector	Coaxial connector
4.52 / 10 mm	8.24 / 10 mm	3.25 / 10 mm
1.72 / 2.3 mm	1.72 / 2.3 mm	1.72 / 2.3 mm
5.4 mm	9.5 mm	3.8 mm
2 mm	2 mm	2 mm
200 mm	200 mm	200 mm
420 g	420 g	420 g

HTG 58	HTG 58/59	HTG 59
Coaxial connector	Coaxial connector	Coaxial connector
5.4 / 10 mm	5.4 / 10 mm	6.48 / 10 mm
1.72 / 2.3 mm	6.48 / 10 mm	1.72 / 2.3 mm
	1.72 / 2.3 mm	
6.2 mm	6.2 mm	7.5 mm
2 mm	2 mm	2 mm
200 mm	200 mm	200 mm
420 g	420 g	420 g

**Ordering data**

Version
Note

Type	Qty.	Order No.
HTG 174	1	9012410000
HTX 138	1	9012400000
HTX 188	1	9011990000

Type	Qty.	Order No.
HTG 58	1	9012000000
HTG 58/59	1	9012020000
HTG 59	1	9012010000

Crimping tools for other contacts

Crimping tools for other contacts

- Ratchet for precise crimping
- Release option in the event of incorrect operation

CTX 500 / 501 / 502



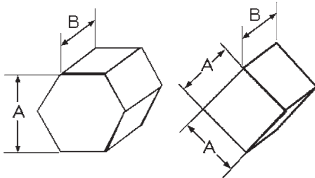
For coaxial connectors such as BNC, TNC and N plugs with coaxial cable

HTF SUB-D



For SUB-D contacts with open crimping claw

- ~AWG 28...20



A = Width across flats  
 B = Crimping width  
 C = Ø Outer sleeve of coaxial plug  
 D = Ø Centre contact



Technical data

Description of contact
Type of contact
Station 1: A / B
Station 2: A / B
Station 3: A / B
C
D
Tool data
Width
Weight
Note

CTX 500	CTX 501	CTX 502
Coaxial connector	Coaxial connector	Coaxial connector
10.54 / 12 mm	10.9 / 12 mm	9.3 / 12 mm
2.54 / 3.17 mm	2.45 / 3.17 mm	1.75 / 2.3 mm
12.2 mm	12.6 mm	10.7 mm
2.9 mm	2.8 mm	2 mm
250 mm	250 mm	250 mm
730 g	730 g	730 g

HTF SUB-D
SUB-D
200 mm
438 g

Ordering data

Version
Note

Type	Qty.	Order No.
CTX 500	1	9006320000
CTX 501	1	9006370000
CTX 502	1	9006380000

Type	Qty.	Order No.
HTF SUB-D	1	9013260000



## Crimping tools for other contacts

- Ratchet for precise crimping
- Release option in the event of incorrect operation
- With end stop for exact positioning of the contacts
- Contact and insulation are crimped in one step

### HTF RSV 12 / HTF RSV 16

0.14...2.5 mm<sup>2</sup>

#### HTF RSV 16

- ~AWG 26...16

#### HTF RSV 12

- ~AWG 14...12



### HTF ZRV / HTF DFF / HTF AFK 2.5

0.2...2.5 mm<sup>2</sup>

#### HTF DFF

For contacts from the Weidmüller DFF series

- ~AWG 24...14
- 0.22...2.5 mm<sup>2</sup>

#### HTF ZRV

For contacts from the Weidmüller ZRV contact system and for MKF flat contacts from Grote &amp; Hartmann and similar designs

- ~AWG 24...17
- 0.2...1.0 mm<sup>2</sup>

#### HTF AFK 2.5

For FEKO ZRV contacts from Weidmüller's ZRV contact system or AFK contacts from Grote &amp; Hartmann and similar designs

- ~AWG 24...12
- 0.2...2.5 mm<sup>2</sup>



## Technical data

Description of contact
Type of contact
Crimping range
Crimping range 1 (with multiple crimping positions)
Crimping range 2 (with multiple crimping positions)
Crimping range 3 (with multiple crimping positions)
Crimping range 4 (with multiple crimping positions)
Crimping range 5 (with multiple crimping positions)
Tool data
Width
Weight
Note

## Ordering data

Version
Note

HTF RSV 12	HTF RSV 16 WI
RSV and DSTV-HD	RSV and DSTV-HD
14 AWG...12 AWG	26 AWG...16 AWG
14 AWG	26 AWG...24 AWG
12 AWG	22 AWG...20 AWG
	22 AWG...20 AWG
	16 AWG...18 AWG
Tool data	Tool data
Width	205 mm
Weight	445 g
Note	

Type	Qty.	Order No.
HTF RSV 12	1	9013550000
HTF-RSV 12 ZERT	1	9017890000
HTF RSV 16 WI	1	9013560000
HTF RSV 16 ZERT	1	9017880000
Note		

HTF ZRV	HTF DFF	HTF AFK 2.5
Weidmüller ZRV	Weidmüller DFF	Weidmüller FEKO ZRV
0.2...1 mm <sup>2</sup>	0.22...2.5 mm <sup>2</sup>	0.2...2.5 mm <sup>2</sup>
0.2...0.35 mm <sup>2</sup>	0.22...0.35 mm <sup>2</sup>	0.2...3.5 mm <sup>2</sup>
0.5...1 mm <sup>2</sup>	0.5...1 mm <sup>2</sup>	0.5...1 mm <sup>2</sup>
	1.5...2.5 mm <sup>2</sup>	1.5...2.5 mm <sup>2</sup>
Tool data	Tool data	Tool data
Width	200 mm	205 mm
Weight	436 g	445 g
Note		438 g

Type	Qty.	Order No.
HTF ZRV	1	9014840000
HTF DFF	1	9014140000
HTF AFK 2.5	1	9201040000
Note		

## Pressing tools

### Pressing tools

- Pressing tool for modular plug connectors of the WE system (Western Electric and DEC)
- Ratchet for precise crimping
- Release option in the event of incorrect operation

#### 3 functions:

- Pressing of plug connectors
- Pressing of enclosure shielding
- Crimping of cable shielding

### TT 8 RS MP 8



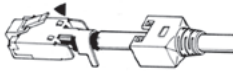
For 8-pole shielded RJ45 plugs

- AWG 27...24

Pressing of IDC contacts



Pressing of shielded enclosures



Crimping of shielded cable



### Technical data

<b>Description of contact</b>
No. of poles
<b>Tool data</b>
Width
Weight
<b>Note</b>

<b>TT 8 RS MP 8</b>
8
255 mm
1251 g

### Ordering data

<b>Version</b>
<b>Note</b>

Type	Qty.	Order No.
TT 8 RS MP 8	1	9202800000
A large selection of RJ 45 connectors can be found in our current Industrial Ethernet Catalogue		

**Pressing tools**

- Pressing tool for modular plug connectors of the WE system (Western Electric and DEC)
- Ratchet for precise crimping
- Release option in the event of incorrect operation


**3 functions:**

- Cutting
- Stripping
- Crimping

**TT 864 RS WE**



**TT 1064 RS WE**




For up to 8-pole flat ribbon or flat-oval data cables

- AWG 28...24
- Connection of:
  - 4-pole WE plugs
  - 6-pole (RJ12) WE plugs
  - 6-pole WE plugs (DEC)
  - 8-pole (RJ45) WE plugs
- Triple crimping for RJ45
- For AMP plugs or versions with similar design
- Other versions on request

For up to 10-pole flat ribbon or flat-oval data cables

- AWG 28...24
- Connection of:
  - 4-pole WE plugs
  - 6-pole (RJ12) WE plugs
  - 6-pole WE plugs (DEC)
  - 10-pole (RJ45) WE plugs
- Triple crimping for RJ45
- For AMP plugs or versions with similar design
- Other versions on request



**Technical data**

<b>Tool data</b>
Width
Weight
<b>Note</b>

<b>TT 864 RS</b>
205 mm
525 g
<b>Note</b>

<b>TT 1064 RS</b>
205 mm
531 g
<b>Note</b>

**Ordering data**

<b>Version</b>
<b>Note</b>

Type	Qty.	Order No.
TT 864 RS	1	9008120000

A large selection of RJ 45 connectors can be found in our current Industrial Ethernet Catalogue

Type	Qty.	Order No.
TT 1064 RS	1	9008190000

A large selection of RJ 45 connectors can be found in our current Industrial Ethernet Catalogue

**Accessories**

<b>Note</b>
-------------

Type	Qty.	Order No.
ERSATZMESSERSATZ TT864	1	9008130000

Type	Qty.	Order No.
ERSATZMESSERSATZ TT864	1	9008130000

## Mechanical and electrohydraulic cutting and crimping tool

The precision tools from Weidmüller are worldwide in use. This is a responsibility Weidmüller takes seriously, offering comprehensive services to support this global use.

Cables with large cross-sections are used in the generation and distribution of electricity. Reliable and safe connections and user-friendly processing of the cables must be guaranteed. These represent benchmarks of technological advances that are growing in importance.

### D



**EPG Cut 40 battery-powered hydraulic cutting tool**

- Electrohydraulic battery-powered cutting tool
- Cutting of CU-AL conductors up to Ø 40 mm
- Quick closure head rotatable up to 360°
- Automatic pressure limiting and monitoring with pressure sensor
- Motor switch-off and automatic return after completed cutting process
- Electronic control and monitoring of the cutting process
- Integrated service management and software updates via USB
- Multi-function electronics with sleep mode, maintenance display and battery monitoring
- Li-Ion battery with charge state display

**EPG CUT 40**



**Technical data**

<b>Description of contact</b>
Punching force
<b>Tool data</b>
Depth x width x height / Weight
<b>Note</b>

<b>EPG CUT 40</b>
30 kN
81 / 440 / 124 mm / 6400 GRM
Weight incl. battery

**Ordering data**

<b>Version</b>
<b>Note</b>

Type	Qty.	Order No.
EPG CUT 40	1	2453830000

**Accessories**

Replacement battery Li-Ion 18 V, 1.5 Ah
Charger
<b>Note</b>

Type	Qty.	Order No.
AKKU EPG	1	1500840000
LADEGERAET EPG	1	1509370000

## Crimping tools PZ PK 6/70 and PZ RK 6/70

## Crimping tools

The cross section can be adjusted by turning the in-built revolving dies. So there is no need of changing dies. Furthermore this tool points by small measurements, light weight, optimized transmission ratio and an extremely high crimping quality due to precisely guided dies.

## PZ PK 6/70



Crimping tool for crimping compression cable lugs DIN 46235, compression connectors DIN 46267, aluminium cable lugs and connectors.

Crimping profile: hexagonal-shape with control embossing

## PZ RK 6/70



Crimping tool for crimping tubular cable lugs and connectors of the euro-series

Crimping profile: all around WM Style Crimp with control embossing



## Technical data

Processing area	
Crimping range	
Al mm <sup>2</sup>	
Crimping width	
Tool data	
Depth	
Weight	
Note	

PZ PK 6/70		
Crimping range	6...70 mm <sup>2</sup>	
Al mm <sup>2</sup>	10 ... 50 mm <sup>2</sup>	
Crimping width	5 mm	
Depth	515 mm	
Weight	2000 g	
Note		

PZ RK 6/70		
Crimping range	6...70 mm <sup>2</sup>	
Al mm <sup>2</sup>		
Crimping width	5 mm	
Depth	515 mm	
Weight	2000 g	
Note		

## Ordering data

Version	
Note	

Type	Qty.	Order No.
PZ PK 6/70	1	1500470000
Note		

Type	Qty.	Order No.
PZ RK 6/70	1	1500440000
Note		



### Crimping tools

The cross section can be adjusted by turning the in-built revolving crimp insert. So there is no need of changing crimp inserts.

#### PZ PK 10/120



Crimping tool for crimping compression cable lugs DIN 46235, compression connectors DIN 46267, aluminium cable lugs and connectors

Crimping profile: hexagonal-shape with control embossing

#### PZ RK 10/120



Crimping tool for crimping tubular cable lugs and connectors of the euro-series. Furthermore this tool points by small measurements, light weight and an extremely high crimping quality due to WWM-crimping.

Crimping profile: all around WM Style Crimp with control embossing



### Technical data

Processing area	
Crimping range	
Al mm <sup>2</sup>	
Crimping width	
Tool data	
Depth	
Weight	
Note	

PZ PK 10/120		
Crimping range	10...120 mm <sup>2</sup>	
Al mm <sup>2</sup>	10 ... 70 mm <sup>2</sup>	
Crimping width	5 mm	
Depth	660 mm	
Weight	4100 g	
Note		

PZ RK 10/120		
Crimping range	10...120 mm <sup>2</sup>	
Al mm <sup>2</sup>		
Crimping width	5 mm	
Depth	660 mm	
Weight	4100 g	
Note		

### Ordering data

Version	
Note	

Type	Qty.	Order No.
PZ PK 10/120	1	1500480000
Note		

Type	Qty.	Order No.
PZ RK 10/120	1	1500450000
Note		

## Crimping tool EPG 45

### Hydraulic battery crimping tool 45 kN

Battery-powered hydraulic compression hand-crimping tool for crimp cable lugs and connectors up to 150 mm<sup>2</sup>.

- extremely quick processing due to a three-stage axial piston pump
- wide application range up to 150 mm<sup>2</sup>
- 270° revolving head with quick opening and closing
- because of a flap closure easy working also in places with difficult access
- automatic pressure limits and monitoring through pressure sensor
- engine shutdown and automatic retract after completed pressing
- electronic regulation and supervision of the press process
- manual retract
- save of all crimps and error messages on internal memory
- selections of all cycles and error messages about USB interface
- no uncompleted pressing cycles through ongoing monitoring of the rest battery cargo load
- controlled engine drive to the life extension of gearbox, engine and battery
- integrated service management and software updates about the USB interface
- fast tool return pipe through high return flow volume
- sleep-mode; maintenance indication and battery control
- integrated, intelligent electronics assembly with multifunctional LED
- mini-USB interface for all standard computer systems for:
  - Crimping force graph and error indication
  - Service Check up
- Li-Ion battery with charge level indicator: 18 V 1.5 Ah

### EPG 45



#### Included in delivery

- Hydraulic tool including 1x battery and 1x battery charger
- Manual
- Software
- USB connection cable
- Carrying bag for tool and Crimping inserts



### Technical data

Description of contact
Drive
Pressing force / Deviation
Crimping range
Charging time
Tool data
Depth / Width / Height
Weight
Note

EPG 45
Electro-hydraulic
45 kN / 16 mm
6...150 mm <sup>2</sup>
0.5 h
80 / 370 / 123 mm
2500 g
Weight incl. rechargeable battery

Range of application	Ø mm <sup>2</sup>
Crimping inserts WM-shape for euro-series	6 - 150
Hexagonal crimping inserts for compression cable lugs (DIN 46235) + connectors (DIN 46267)	6 - 150 (K5-K22)
Mandrel crimping inserts for compression terminals DIN 46234	6 - 50

### Ordering data

Version
Note

Type	Qty.	Order No.
EPG 45	1	1500830000

### Accessories

Replacement battery Li-Ion 18 V, 1.5 Ah
Charger
Note

Type	Qty.	Order No.
AKKU EPG	1	1500840000
LADEGERAET EPG	1	1509370000

**WM-shape crimp inserts**

- For processing cable lugs and connectors from the Euro series

**Ordering data**

Cu mm <sup>2</sup>	Crimping width, mm	Type	Order No.
6	7	ES EPG 45 WM 6	1500850000
10/70	7/5	ES EPG 45 WM 10/70	1500870000
16/35	7/5	ES EPG 45 WM 16/35	1500920000
25/50	12/5	ES EPG 45 WM 25/50	1500880000
95	5	ES EPG 45 WM 95	1500890000
120	5	ES EPG 45 WM 120	1500900000
150	5	ES EPG 45 WM 150	1994550000

**Hexagonal crimp inserts**

- For Crimping compression cable lugs DIN 46235
- CU crimp connectors DIN 46267 Part 1
- Al and Al/Cu compression cable lugs and connectors

**Ordering data**


Identification No.	Cu mm <sup>2</sup>	Al mm <sup>2</sup>	Crimping width, mm	Type	Order No.
5	6		7	ES EPG 45 HEX 6	1500930000
6/16	10/70	-/50	7/5	ES EPG 45 HEX 10/70	1500940000
8/12	16/35	-/16+25	12/5	ES EPG 45 HEX 16/35	1500950000
10/14	25/50	10/35	12/5	ES EPG 45 HEX 25/50	1500970000
18	95	70	5	ES EPG 45 HEX 95	1500980000
20	120		5	ES EPG 45 HEX 120	1500990000
22	150		5	ES EPG 45 HEX 150	1994540000

**Indent crimp inserts**

- For crimp cable lugs DIN 46234
- Pin cable lugs DIN 46230
- Connectors, DIN 46341 Part 1

**Ordering data**

Cu mm <sup>2</sup>	Crimping width, mm	Type	Order No.
6	6	ES EPG 45 DIN 6	1501290000
10	8	ES EPG 45 DIN 10	1501320000
16	10	ES EPG 45 DIN 16	1501330000
25	12	ES EPG 45 DIN 25	1501340000
35	12	ES EPG 45 DIN 35	1501350000
50	12	ES EPG 45 DIN 50	1501370000
70	12	ES EPG 45 DIN 70	1501380000



## Crimping tools EPG 60 and HPG 60

## Crimping tools EPG 60 and HPG 60

- Electrohydraulic battery-powered crimping tool
- Processing of cable lugs and connectors up to 300 mm<sup>2</sup>
- Quick-closure head rotatable up to 270°
- Automatic pressure limiting and monitoring with pressure sensor
- Motor switch-off and automatic return after completed crimping process
- Electronic control and monitoring of the crimping process
- Integrated service management and software updates via USB
- Multi-function electronics with sleep mode, maintenance display and battery monitoring
- Li-Ion battery with charge state display

## EPG 60



## HPG 60



## Technical data

Description of contact
Pressing force / Deviation
Operating voltage
Crimping range
Charging time
Tool data
Depth / Width / Height
Weight
Note

EPG 60
60kN / 17 mm
18 V DC
6...300 mm <sup>2</sup>
0.5 h
80 / 385 / 125 mm
3300 g
Weight incl. battery

HPG 60
60kN /
6...300 mm <sup>2</sup>
/ 500 /
4350 g
Weight incl. battery

## Ordering data

Version
Note

Type	Qty.	Order No.
EPG 60	1	2453810000

Type	Qty.	Order No.
HPG 60	1	2453820000

## Accessories

Replacement battery Li-Ion 18 V, 1.5 Ah
Charger
Note

Type	Qty.	Order No.
AKKU EPG	1	1500840000
LADEGERAET EPG	1	1509370000

**WM-shape crimp inserts**

- For crimping cable lugs and connectors of the Euro series

**Ordering data**

Cu mm <sup>2</sup>	Crimping width, mm	Type	Order No.
6	7	ES EPG 60 WM 6	2469380000
10	7	ES EPG 60 WM 10	2469540000
16	7	ES EPG 60 WM 16	2469550000
25	12	ES EPG 60 WM 25	2469560000
35	5	ES EPG 60 WM 35	2469570000
50	5	ES EPG 60 WM 50	2469580000
70	5	ES EPG 60 WM 70	2469590000
95	5	ES EPG 60 WM 95	2469600000
120	5	ES EPG 60 WM 120	2469610000
150	5	ES EPG 60 WM 150	2469620000
185	5	ES EPG 60 WM 185	2469630000
240	5	ES EPG 60 WM 240	2469640000
300	5	ES EPG 60 WM 300	2469650000

**Hexagonal crimp inserts**

- For Crimping compression cable lugs DIN 46235
- CU crimp connectors DIN 46267 Part 1
- Al and Al/Cu compression cable lugs and connectors

**Ordering data**


Identification No.	Cu mm <sup>2</sup>	Al mm <sup>2</sup>	Crimping width, mm	Type	Order No.
5	6		7	ES EPG 60 HEX 6	2505150000
6	10		7	ES EPG 60 HEX 10	2505160000
8	16		5	ES EPG 60 HEX 16	2505170000
10	25	10	5	ES EPG 60 HEX 25	2505180000
12	35	16+25	5	ES EPG 60 HEX 35	2505190000
14	50	35	5	ES EPG 60 HEX 50	2505200000
16	70	50	5	ES EPG 60 HEX 70	2505210000
18	95	70	5	ES EPG 60 HEX 95	2505220000
20	120		5	ES EPG 60 HEX 120	2505230000
22	150	95+120	5	ES EPG 60 HEX 150	2505240000
25	185	150	5	ES EPG 60 HEX 185	2505250000
28	240	185	5	ES EPG 60 HEX 240	2505260000
32	300	240	5	ES EPG 60 HEX 300	2505270000

**Indent crimp inserts**

- For crimping cable lugs DIN 46234
- Pin cable lugs DIN 46230
- Connector DIN 46341 Part 1

**Ordering data**

Cu mm <sup>2</sup>	Crimping width, mm	Type	Order No.
6	5	ES EPG 60 DIN 6	2505280000
10	7	ES EPG 60 DIN 10	2505290000
16	10	ES EPG 60 DIN 16	2505300000
25	10	ES EPG 60 DIN 25	2505310000
35	10	ES EPG 60 DIN 35	2505320000
50	12	ES EPG 60 DIN 50	2505330000
70	12	ES EPG 60 DIN 70	2505340000
95	16	ES EPG 60 DIN 95	2505350000
120	16	ES EPG 60 DIN 120	2505360000

**Crimp inserts for insulated crimp cables****Ordering data**

Cu mm <sup>2</sup>	Crimping width, mm	Type	Order No.
10	7	ES EPG 60 ISO 10	2577940000
16	7	ES EPG 60 ISO 16	2577950000

**Trapezoidal crimp inserts****Ordering data**

Cu mm <sup>2</sup>	Crimping width, mm	Type	Order No.
25	22	ES EPG 60 AEH 25	2577810000
35	22	ES EPG 60 AEH 35	2577820000
50	22	ES EPG 60 AEH 50	2577830000
70	22	ES EPG 60 AEH 70	2577850000
95	22	ES EPG 60 AEH 95	2577870000
120	22	ES EPG 60 AEH 120	2577880000
150	22	ES EPG 60 AEH 150	2577900000
185	22	ES EPG 60 AEH 185	2577930000



## Crimping tools APG 80

### Battery-powered compression tool APG 80

Electro-hydraulic battery hand press device for processing cable lugs and connectors of up to 400 mm<sup>2</sup>.

- Extremely fast processing thanks to two-stage hydraulic pump
- Large processing range up to 400 mm<sup>22</sup>
- 360° revolving quick-action crimping head
- Pressure release button actuated from both sides (left and right-handed use) in single-handed operation
- Integrated overpressure valve, no damage to tool or inserts even in the event of mispressings
- Lithium ion battery technology, therefore no memory effect, very low self-discharge
- High capacity due to 3.0 Ah battery
- Fixing lugs available for balancer and carry strap
- Ergonomic handle and balanced weight distribution ensure fatigue-free and safe operation
- The enclosure, handle shell and pressure release button are made entirely from insulating and impact-resistant plastic material
- All-purpose usage: inserts are available for all cable lug types
- Integrated electronics module for:
  - Permanent battery charge level monitoring
  - Monitoring of the working cycle and status display
  - Display of next service interval
  - Error display in the event of malfunctions

### APG 80

6...400 mm<sup>2</sup>



Included in delivery

- Battery-powered compression tool with battery and battery charger
- supporting loop for transport and safety
- transport plastic case



### Technical data

Description of contact
Pressing force / Deviation
Operating voltage
Crimping range
Charging time
Tool data
Depth / Width / Height
Weight
Note

APG 80
80 kN /
14.4 V
6...400 mm <sup>2</sup>
1 h
95 / 406 / 310 mm
8360 GRM

### Ordering data

Version
Note

Type	Qty.	Order No.
APG 80	1	1502390000

### Accessories

Replacement battery Li-Ion 18 V, 1.5 Ah
Charger
Note

Type	Qty.	Order No.
AKKU APG/AKT	1	1502140000
LADEGERAET APG/AKT	1	1502170000



**WM-shape crimp inserts**

- For processing cable lugs and connectors from the Euro series

**Ordering data**

Cu mm <sup>2</sup>	Crimping width, mm	Type	Order No.
6	7	ES APG 80 WM 6	1502430000
10	7	ES APG 80 WM10	1502440000
16	7	ES APG 80 WM 16	1502470000
25	12	ES APG 80 WM 25	1502480000
35	12	ES APG 80 WM 35	1502490000
50	12	ES APG 80 WM 50	1502500000
70	12	ES APG 80 WM 70	1502520000
95	12	ES APG 80 WM 95	1502530000
120	12	ES APG 80 WM 120	1502540000
150	5	ES APG 80 WM 150	1502550000
185	5	ES APG 80 WM 185	1502570000
240	7	ES APG 80 WM 240	1502580000
300	7	ES APG 80 WM 300	1502590000
	7	ES APG80 WM 400	2578060000

**Hexagonal crimp inserts**

- For crimping compression copper cable lugs DIN 46235
- Compression copper connectors DIN 46 267 part 1
- Aluminium and aluminium/copper cable lugs and connectors

**Ordering data**

Identification No.	Cu mm <sup>2</sup>	Al mm <sup>2</sup>	Crimping width, mm	Type	Order No.
5	6	7		ES APG 80 HEX 6	1502600000
6	10	7		ES APG 80 HEX 10	1502620000
8	16	12		ES APG 80 HEX 16	1502630000
10	25	16	12	ES APG 80 HEX 25	1502640000
12	35	25	12	ES APG 80 HEX 35	1502650000
14	50	35	12	ES APG 80 HEX 50	1502670000
16	70	50	12	ES APG 80 HEX 70	1502680000
18	95	70	10	ES APG 80 HEX 95	1502690000
20	120		10	ES APG 80 HEX 120	1502700000
22	150	95+120	5	ES APG 80 HEX 150	1502720000
25	185	150	5	ES APG 80 HEX 185	1502730000
28	240	185	5	ES APG 80 HEX 240	1502740000
32	300	240	7	ES APG 80 HEX 300	1502750000
32		300	7	ES APG 80 HEX 300AL	1502780000

**Indent crimp inserts**

- For crimp cable lug DIN 46234
- Pin cable lugs DIN 46230
- Connectors, DIN 46341 Part 1

**Ordering data**

Cu mm <sup>2</sup>	Crimping width, mm	Type	Order No.
6	6	ES APG 80 DIN 6	1502820000
10	8	ES APG 80 DIN 10	1502830000
16	10	ES APG 80 DIN 16	1502840000
25	11	ES APG 80 DIN 25	1502850000
35	11	ES APG 80 DIN 35	1502870000
50	16	ES APG 80 DIN 50	1502880000
70	16	ES APG 80 DIN 70	1502890000
95	16	ES APG 80 DIN 95	1502900000
120	16	ES APG 80 DIN 120	1502790000
150	16	ES APG 80 DIN 150	1502800000
185	8	ES APG 80 DIN 185	1501800000
240	8	ES APG 80 DIN 240	1501820000

**Trapezoidal crimp inserts**

- For the processing of isolated and non-isolated wire-end ferrules
- Pressing width 24 mm (with 10 to 120 mm<sup>2</sup>)
- Pressing width 38 mm (with 150 to 240 mm<sup>2</sup>)

**Ordering data**

Cu mm <sup>2</sup>	Crimping width, mm	Type	Order No.
50	24	ES APG 80 AEH 50	1502050000
70	24	ES APG 80 AEH 70	1502070000
95	24	ES APG 80 AEH 95	1502080000
120	24	ES APG 80 AEH 120	1502090000
150	38	ES APG 80 AEH 150	1502100000



## Battery / Battery charger

### Spare Li-Ion battery for APG

#### Ordering data

Type	Battery	Weight	Order No.
AKKU APG/AKT	Li-Ion 14.4 V / 3.0 Ah	560 g	1502140000



### Spare Li-Ion battery for EPG 45

#### Ordering data

Type	Battery	Weight	Order No.
AKKU EPG	Li-Ion 18 V / 1.5 Ah	490 g	1500840000



### Charger for APG

#### Ordering data

Type	Electrical connection	Voltage range	Order No.
LADEGERAET APG/AKT	220 - 240 V / 50 - 60 Hz	7,2 - 18 V	1502170000
LADEGERAET APG/AKT 120 V	220 - 240 V / 50 - 60 Hz	7,2 - 18 V	1509390000



### Charger for EPG

#### Ordering data

Type	Electrical connection	Voltage range	Order No.
LADEGERAET EPG	220 - 240 V / 50 - 60 Hz	7,2 - 18 V	1509370000
LADEGERAET EPG 45 120V	220 - 240 V / 50 - 60 Hz	7,2 - 18 V	1509380000





## Insertion tool for twisted-pair cable

### Insertion tool for twisted-pair cable


For connecting twisted-pair cable to terminal rails with IDC contacts e.g. in main and floor distributors, and in modular wall junction boxes for structured building cabling.

### PDT



The punch-down tool has the following features:

- Mechanism made from metal components
- Adjustable pressing force for conductor sizes AWG 20 to AWG 28
- Different blades for connector blocks of type 110 from AT&T, type 66, type LSA Plus from Krone (standard and scissors cutting function) as well as for telephone outlets 630A6
- Incision blades with 2 functions: incision or incision with cutting off of remaining conductor
- Storage compartment for one blade



- A = PD blade 110  
 B = PD blade 66  
 C = PD blade 630  
 D = PD blade Krone LSA (standard)  
 E = PD blade Krone LSA (scissors)

#### Technical data

Depth / Width / Height  
 Weight

Note

#### PUNCH DOWN TOOL PDT

37 / 160 / 29 mm

142 g

#### Ordering data

Version

Note

Type	Qty.	Order No.
PUNCH DOWN TOOL PDT	1	9013970000

(without blade)

#### Accessories

Note

Type	Qty.	Order No.
ERME LSA PLUS SCHERE	1	9014050000

**Removal Tool CM3, CM5, HD****Removal Tool HD****CM3 Removal Tool**

Contact release tool for freeing crimp contacts in the Concept CM3 module

**CM5 Removal Tool**

Contact release tool for freeing crimp contacts in the Concept CM5 module

**HD Removal Tool**

Contact release tool for freeing crimp contacts in the Concept CM10 module

**Ordering data**

Type	Qty.	Order No.
REMOVAL TOOL HD	1	1866730000
Removal Tool CM 3	1	1866710000
Removal Tool CM 5	1	1866720000

**Removal Tool CM20****Removal Tool CM 20**

Contact release tool for freeing crimp contacts in the Concept CM20 module

**Ordering data**

Type	Qty.	Order No.
Removal Tool CM 20	1	1866740000

**Removal Tool HE****Removal Tool HE**

Contact release tool for the ConCept HE module and for releasing crimp contacts in the ConCept CM4 module

**Ordering data**

Type	Qty.	Order No.
Removal Tool HE	1	1866750000

**HDC-DW RSV 1.6**

Contact release tool for the ConCept module, or for dismantling stamped HD pin and socket contacts of type CB/CS and GB/GS

**Ordering data**

Type	Qty.	Order No.
DW RSV 1.6	1	9004530000

**Removal Tool AFK**

Contact release tool for loosening FEKO ZRV contacts.

**Ordering data**

Type	Qty.	Order No.
Removal Tool AFK	1	1866760000

**Replacement sleeve for contact release tool****Ordering data**

Type	Qty.	Order No.
HÜLSE REMOVAL TOOL HD	5	1044100000
HÜLSE REMOVAL TOOL CM 3	5	1044080000
HÜLSE REMOVAL TOOL CM 5	5	1044090000



## Tools for polymer optical fibres

**HTX-HDC/POF****POF crimping**

Crimping of "polymer optical fibre" (POF) fibre-optical contacts.

- For plug and socket
- Ratchet for precise crimping
- Unlocks in case of incorrect operation
- Locator for precise contact positioning

**Contacts:**

- Fibre-optic cable HD contact socket for Ø1.0 mm POF
- Fibre-optic cable HD contact pin for Ø 1.0 mm POF

**Ordering data**

Type	Qty.	Order No.
HTX-HDC/POF	1	9010950000

**Technical data**

Depth	
Weight	438 g

**PB LWL/POF / PS LWL/POF****POF polishing**

For processing the cut surface of fibre-optic cables with polymer optical fibre (POF).

- Buffing disc (PS LWL/POF)
- Buffing sheet (PB LWL/POF)

**Ordering data**

Type	Qty.	Order No.
PB LWL/POF	1	9020400000
PS LWL/POF	1	9020390000

**AM LWL/POF****POF stripping**

Stripping fibre-optic cables. Fibre-optic cable with polymer optical fibres (POF).

- Longitudinal stop with scale is built into the tool
- Stripping direction is lengthwise to the fibre
- No damage to the optical fibre

**Ordering data**

Type	Qty.	Order No.
AM LWL/POF	1	9020360000

**LWL-stripax®**

Stripping and cutting tool for plastic fibre-optic cables with 1 mm diameter inner conductor

- Stripping length adjustable via end stop
- Automatic opening of the clamping jaws after stripping

**Ordering data**

Type	Qty.	Order No.
M-D-STRIPAX LWL	1	9003750000



Cable tie tools

RT 1

WSM Tool



For plastic cable ties with widths of 2.5...4.8 mm and a thickness of up to 1.6 mm.

- Tensioning and separating of cable ties in one step
- The tensioning force can be adjusted over a wide range to cover small to standard cable ties.
- For cable bundles of 1.6 mm to 100 mm diameter

For steel cable ties, 4.6 mm wide

- Tensioning and automatic separation of projecting cable ties in one step
- For steel cable ties, e.g. Weidsteel from Weidmüller



Technical data

Depth	20 mm
Weight	260 g
Note	

<b>KABELBINDERZANGE RT-1</b>		
Depth	20 mm	
Weight	260 g	
Note		

<b>WSM TOOL AUTOMATIK</b>		
Depth	20 mm	
Weight	579 g	
Note		

Ordering data

Version	
Note	

Type	Qty.	Order No.
KABELBINDERZANGE RT-1	1	1296000000
Note		

Type	Qty.	Order No.
WSM TOOL AUTOMATIK	1	1774470000
Note		



## Cable tie tools

## Cable tie tools

## WSM Tool



For steel cable ties, 4.6 mm wide

- For pulling the steel cable ties tight; afterwards the cable tie can be removed by turning it 90°.



## Technical data

Depth	
Weight	
Note	

<b>WSM TOOL MANUELL</b>		
		20 mm
		633 g

## Ordering data

Version	
Note	

Type	Qty.	Order No.
WSM TOOL MANUELL	1	1774480000

**Operating aid for hand tools**

- Simple hand tool mounting
- Can be used with all conventional hand tools
- Less manual force needed thanks to leverage
- Fast tool change
- Maintenance-free
- For medium-sized batches

**EASYCRIMP**



- Operating aid for mechanical crimping tools
- Reliable quality from Weidmüller
- Wire-end ferrules, cable lugs and connectors



**Technical data**

Drive
Fixing max.
Fixing min.
Grip width max.
Grip width max.
Grip height min.
Lever travel max.
Lever travel min.
Width / Depth / Height
Weight
<b>Note</b>

<b>EASYCRIMP</b>
mechanical
68 mm
35 mm
28 mm
22 mm
12 mm
230 mm
140 mm
230 / 125 / 255 mm
5 kg
<b>Note</b>

**Ordering data**

<b>Version</b>
<b>Note</b>

Type	Qty.	Order No.
EASYCRIMP	1	2000360000
<b>Note</b>		



# Pliers

---

<b>Pliers</b>	Introduction	E.2
	VDE-insulated combination pliers	E.3
	VDE-insulated diagonal-cutting pliers	E.4
	VDE-insulated telephone pliers	E.5
	VDE-insulated flat- and round-nose pliers	E.6
	Wire stripping tools	E.7
	ESD pliers	E.8

---

# Pliers


Working on live systems calls for special safety procedures and special tools that have been specially produced and tested for such applications.

Weidmüller can provide users with a complete range of pliers which comply with national and international testing standards.

All Weidmüller pliers are produced and tested to DIN EN 60900.

Their ergonomic design fits snugly in the hand, resulting in a more natural, non-fatiguing hand position so you don't catch your fingers.

## E



### VDE-insulated combination pliers

Up to 1,000 V (AC) and 1,500 V (DC)

Protective insulation according to IEC 900, DIN EN 60900

- Drop-forged from high-quality special tool steels
- Safety handles with ergonomic and non-slip TPE VDE sleeve
- Made from shockproof, heat and cold resistant, non-flammable, cadmium-free TPE (thermoplastic elastomer)
- Elastic grip zone and hard core
- Highly-polished surface
- Electro-galvanised coating (nickel-chromium) protects against corrosion

### KBZ 160 / KBZ 180 / KBZ 200

Combination pliers



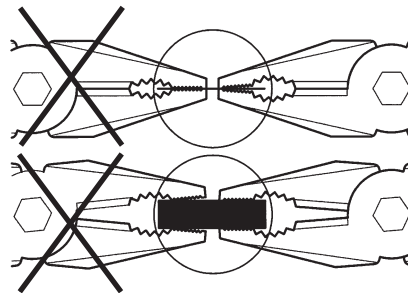
### KBZ 200

Power combination pliers heavy-duty model (telegraph pliers)



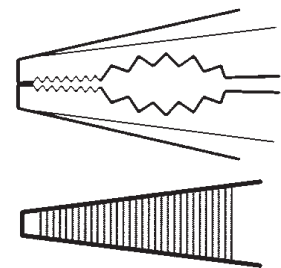
#### Combination pliers acc. to DIN ISO 5746

- With opening gap (see diagram)
- Films and metal sheets up to a thickness of 2.5 mm are gripped with the tip
- Up to a thickness of 2.5 mm, the gripping force pulls the workpiece towards the joint
- Extra-long cutter for ribbon and round cables
- For cutting soft and hard wires
- Cutting edges inductively hardened to approx. 60 HRC



#### Telegraph pliers (combination pliers) acc. to DIN 5746

- Heavy-duty model for demanding requirements
- Extra-long cutter for ribbon and round cables
- For cutting soft and hard wires
- Cutting edges inductively hardened to approx. 64 HRC
- For soft and piano wire



#### Technical data

Cutting performance	
Conductor diameter, max. (MH)	
Conductor diameter, max. (H)	
Conductor diameter, max. (P)	
Tool data	
Cutter hardness	
Total length	
Weight	
Note	

KBZ 160	KBZ 180	KBZ 200
2.5 mm	2.8 mm	3 mm
1.8 mm	2.5 mm	2.5 mm
60	60	60
160 mm	180 mm	200 mm
230 g	290 g	362 g
(MH) semi-hard wire; (H) hard wire; (P) piano wire		

KBZ 200	
3.8 mm	
2.7 mm	
2.3 mm	
64	
200 mm	
412 g	
(MH) semi-hard wire; (H) hard wire; (P) piano wire	

#### Ordering data

Version	
Note	

Type	Qty.	Order No.
KBZ 160	1	9046280000
KBZ 180	1	9046290000
KBZ 200	1	9046300000

Type	Qty.	Order No.
KBZ 200	1	9046430000

## VDE-insulated diagonal-cutting pliers

### VDE-insulated diagonal-cutting pliers

Up to 1,000 V (AC) and 1,500 V (DC)

Protective insulation according to IEC 900, DIN EN 60900

- Drop-forged from high-quality special tool steels
- Safety handles with ergonomic and non-slip TPE VDE sleeve
- Made from shockproof, heat and cold resistant, non-flammable, cadmium-free TPE (thermoplastic elastomer)
- Elastic grip zone and hard core
- Highly-polished surface
- Electro-galvanised coating (nickel-chromium) protects against corrosion

### KSE 160 / KSE 200 / SE TOP

Professional diagonal-cutting pliers for piano wire



### SE HD 140 / SE HD 160 / SE HD 180

Diagonal-cutting pliers for hard wire



#### Diagonal-cutting pliers acc. to DIN ISO 5749

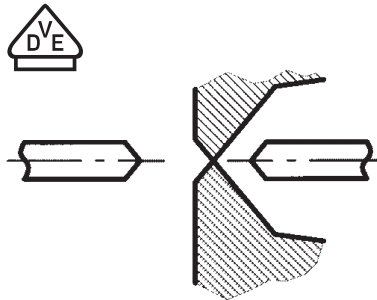
- Cutting edges inductively hardened to approx. 64 HRC
- For cutting soft wires and piano wire

#### KSE 160 - KSE 200

- Optimised transmission of force
- Optimised precision cutting edge

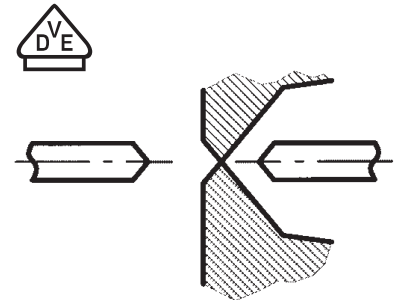
#### SE TOP

- With inlaid joint
- With precision cutting edges



#### Diagonal-cutting pliers acc. to DIN ISO 5749

- With inlaid joint
- With precision cutting edges
- Cutting edges inductively hardened to approx. 62 HRC
- Special tool steel



### Technical data

Cutting performance	
Conductor diameter, max. (MH)	
Conductor diameter, max. (H)	
Conductor diameter, max. (P)	
Tool data	
Cutter hardness	
Total length	
Weight	
Note	

KSE 160	KSE 200	SE TOP
3.5 mm	4.2 mm	3.5 mm
2.5 mm	3 mm	2.5 mm
2 mm	2.5 mm	2 mm
64	64	64
160 mm	200 mm	160 mm
243 g	325 g	251 g
(MH) semi-hard wire; (H) hard wire; (P) piano wire		

SE HD 140	SE HD 160	SE HD 180
2.8 mm	3 mm	3.8 mm
2 mm	2.3 mm	3 mm
1.4 mm	1.6 mm	1.8 mm
62	62	62
140 mm	160 mm	180 mm
203 g	253 g	291 g
(MH) semi-hard wire; (H) hard wire; (P) piano wire		

### Ordering data

Version
Note

Type	Qty.	Order No.
KSE 160	1	9046410000
KSE 200	1	9046420000
SE TOP	1	9046340000

Type	Qty.	Order No.
SE HD 140	1	9046310000
SE HD 160	1	9046320000
SE HD 180	1	9046330000



**VDE-insulated telephone pliers**

- Up to 1,000 V (AC) and 1,500 V (DC)  
 Protective insulation according to IEC 900, DIN EN 60900
- Drop-forged from high-quality special tool steels
  - Safety handles with ergonomic and non-slip TPE VDE sleeve
  - Made from shockproof, heat and cold resistant, non-flammable, cadmium-free TPE (thermoplastic elastomer)
  - Elastic grip zone and hard core
  - Highly-polished surface
  - Electro-galvanised coating (nickel-chromium) protects against corrosion

**FRZ SG 160 / FRZ SG 200**

Half-round-nose pliers with cutter (telephone pliers)



**FRZ S 160 / FRZ S 200**

Half-round-nose pliers with cutter (telephone pliers)

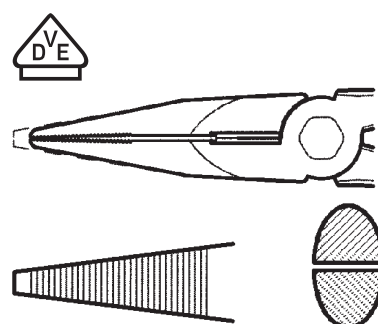
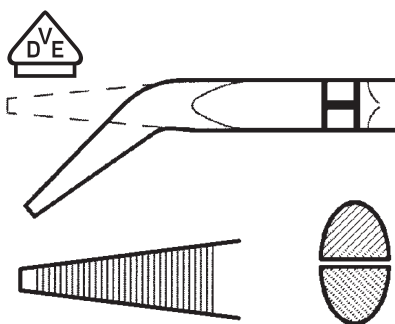


**Bent telephone pliers with cutter**  
 acc. to DIN ISO 5745 • Half-rounded jaws

- Serrated gripping surfaces
- Tip bent at 45°
- Cutting edges inductively hardened to approx. 60 HRC
- Special tool steel

**Telephone pliers with cutter**  
 acc. to DIN ISO 5745

- Half-rounded jaws
- Serrated gripping surfaces
- Cutting edges inductively hardened to approx. 60 HRC
- Special tool steel



**Technical data**

Cutting performance	
Conductor diameter, max. (MH)	
Conductor diameter, max. (H)	
Tool data	
Cutter hardness	
Total length	
Weight	
Note	

FRZ SG 160	FRZ SG 200
2.5 mm	2.8 mm
1.6 mm	1.8 mm
60	60
160 mm	200 mm
162 g	207 g
(MH) semi-hard wire; (H) hard wire; (P) piano wire	

FRZ S 160	FRZ S 200
2.5 mm	2.8 mm
1.6 mm	1.8 mm
60	60
160 mm	200 mm
170 g	224 g
(MH) semi-hard wire; (H) hard wire; (P) piano wire	

**Ordering data**

Version
Note

Type	Qty.	Order No.
FRZ SG 160	1	9046390000
FRZ SG 200	1	9046400000

Type	Qty.	Order No.
FRZ S 160	1	9046370000
FRZ S 200	1	9046380000

VDE-insulated flat- and round-nose pliers

VDE-insulated flat- and round-nose pliers

Up to 1,000 V (AC) and 1,500 V (DC)

Protective insulation according to IEC 900, DIN EN 60900

- Drop-forged from high-quality special tool steels
- Safety handles with ergonomic and non-slip TPE VDE sleeve
- Made from shockproof, heat and cold resistant, non-flammable, cadmium-free TPE (thermoplastic elastomer)
- Elastic grip zone and hard core
- Highly-polished surface
- Electro-galvanised coating (nickel-chromium) protects against corrosion

FZ 160

Flat-nose pliers



Flat-nose pliers acc. to DIN ISO 5745

- Serrated gripping surface
- With long jaw

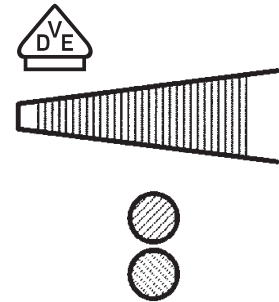
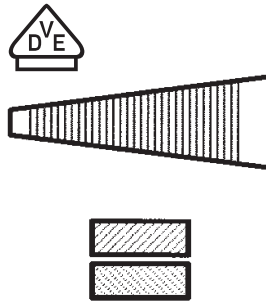
RZ 160

Round-nose pliers



Round-nose pliers acc. to DIN ISO 5745

- Serrated gripping surface
- With long jaw



Technical data

Tool data	
Total length	160 mm
Weight	163 g
Note	

160 mm		
163 g		

160 mm		
153 g		

Ordering data

Version	
Note	

Type	Qty.	Order No.
FZ 160	1	9046350000
Note		

Type	Qty.	Order No.
RZ 160	1	9046360000
Note		

**Wire stripping tools**

Up to 1,000 V (AC) and 1,500 V (DC)

Protective insulation according to IEC 900, DIN EN 60900

- Drop-forged from high-quality special tool steels
- Safety handles with ergonomic and non-slip TPE VDE sleeve
- Made from shockproof, heat- and cold-resistant, non-flammable, cadmium-free TPE (thermoplastic elastomer)
- Elastic grip zone and hard core
- Highly-polished surface
- Nickel-chromium electro-galvanised coating protects against corrosion

**AIZ 160**

Wire stripping pliers



**Wire-stripping pliers according to DIN ISO 5744**

- For stripping cables and individual wires with an outer Ø of up to 5 mm
- Drop-forged
- High-frequency induction-tempered
- Setscrew and lock nut for setting the required wire diameter
- Opening spring for comfortable work
- Special tool steel



**Technical data**

<b>Max. stripping performance</b>
Stripping diameter, max.
<b>Tool data</b>
Total length
Weight
<b>Note</b>

<b>AIZ 160</b>
5 mm
160 mm
193 g

**Ordering data**

<b>Version</b>
<b>Note</b>

Type	Qty.	Order No.
AIZ 160	1	9046440000

## ESD pliers

Weidmüller ESD pliers can be used with precision and safety when working with sensitive electronics. Electrostatic charging is prevented by the special material on the handle.

Electrostatic discharges (ESD) present a danger to electronics that should not be underestimated. The transferral or discharge of an electrostatic charge can cause significant damage. Charges smaller than 100 volts can cause damage to sensitive components. However, ESD with voltages under 2,000 volts can not be felt by humans. When working with components which are particularly sensitive to electrostatic discharges therefore, you need an electrostatic-free work environment and the properly designed tools.

The ESD pliers are particularly suited for use with electronics, including electronic switches and components, as well as with precision mechanics. All pliers feature an ESD-protected, two-coloured, double-component plastic hand grip. The grip material complied with all of the requirements for ESD hand-tool protection for working with ESD-sensitive components.

The 120 mm-long ESD pliers are available individually or as part of a four-piece set: diagonal-cutting pliers, angle-cutting pliers, with pointed head, flat-nose pliers and snipe-nosed pliers. ESD pliers are not appropriate for working with live components or component assemblies.



**SEE ESD 120****Electronic ESD diagonal-cutting pliers with pointed head**

- Harter Draht (Federdraht/Stahlnägel): 0,2 mm/AWG 32
- Mittelharter Draht (Eisen/Nägel): 1,0 mm/AWG 18
- Weicher Draht (Kupfer/Aluminium): 1,5 mm/AWG 15

**Ordering data**

Type	Qty.	Order No.
SEE ESD 120	1	9205130000

**Technical data**

Weight	90 g
--------	------

**SEE ESD 125****Electronic ESD diagonal-cutting pliers with oval head**

- Semi-hard wire (iron/nails): 0.3 mm/AWG 29
- Soft wire (copper/aluminium): 1.5 mm/AWG 15

**Ordering data**

Type	Qty.	Order No.
SEE ESD 125	1	9204750000

**Technical data**

Weight	90 g
--------	------

**FZE ESD 130****Electronic ESD flat-nosed pliers****Ordering data**

Type	Qty.	Order No.
FZE ESD 130	1	9204760000

**Technical data**

Weight	90 g
--------	------

**SZE ESD 130****Electronic ESD Snipe-nosed pliers****Ordering data**

Type	Qty.	Order No.
SZE ESD 130	1	9204770000

**Technical data**

Weight	90 g
--------	------

**SVSE ESD 130****Electronic ESD angle-cutting pliers**

- Hard wire (spring wire or steel nails): 0.6 mm/AWG 22
- Semi-hard wire (iron or nails): 1.0 mm/AWG 18
- Soft wire (copper or aluminium): 1.2 mm/AWG 16

**Ordering data**

Type	Qty.	Order No.
SVSE ESD 130	1	9205140000

**Technical data**

Weight	93 g
--------	------



## Pliers

**SUPER CUT****Electronic diagonal-cutting pliers**

- Soft wire (copper): 1.2 mm/AWG 16

**Ordering data**

Type	Qty.	Order No.
SUPER CUT	1	9205150000

**KOF SET ESD****Electronic ESD case set**

Contents:

- Diagonal-cutting pliers
- Snipe-nosed pliers
- Flat-nose pliers
- Angle-cutting pliers

**Ordering data**

Type	Qty.	Order No.
KOF SET ESD	1	9205210000



# Screwdrivers

<b>Screwdrivers</b>	Introduction - Screwdrivers	F.2
	Introduction - Electric screwdrivers	F.4
	Torque screwdriver with rechargeable battery	F.6
	Bits	F.8
	Introduction - Torque screwdrivers	F.10
	Uninsulated torque screwdrivers	F.11
	VDE-insulated torque screwdrivers	F.12
	Special tools SAI	F.14
	Cable gland tools	F.16
	Screwdriver with cutting adapter	F.17
	Introduction - SlimLine screwdriver	F.18
	Introduction - Screwdrivers	F.20
	VDE-insulated screwdrivers	F.21
	Uninsulated screwdrivers	F.23
	Weidmüller Allen key set	F.25
	Pin and electrical cabinet key	F.26



# Screwdrivers

Precisely the proper torque! It's indispensable when you require your work to be precise, effective and repeatable: for example when screwing in sensitive or expensive components, during assembly, final testing, or during quality inspection. This is the ideal job for Weidmüller's manual torque screwdriver with its ergonomic grip and its unique interchangeable bit system.

The Weidmüller screwdriver assortment is the perfect solution; it features the ergonomic design and versatility required for demanding professional applications. Weidmüller safeguards your safety, health, comfort and efficiency with our ergonomic design.

In order to establish secure manual screw connections, all Weidmüller screwdrivers and manual torque screwdrivers feature an advanced geometry, slip protection and a special SoftFinish® area. These qualities enable optimal handling and ensure electrical safety and hand protection even when working on the most critical and potentially dangerous applications.

Weidmüller offers a wide variety of electric screwdrivers, standard bits and innovative quick-change holders – the perfect additions to the manual torque screwdriver. They are the ideal tool for achieving a high level of repetitive accuracy, which is made possible through their ergonomic design and integrated automatic torque control which comes as standard.

Weidmüller also offers innovative solutions for special applications such as cable glands or the fastening of sensor cables.

F





# Electric screwdrivers



## Electric screwdrivers / Weidmüller bits

Weidmüller **screwdrivers** are ideal for use with one hand due to their ergonomic design. They guarantee fatigue-free working whatever direction they are being used in, with an automatic torque limit and high a repetition accuracy.

The Weidmüller **bits** are standard, of high quality, with a wide range to choose from and all delivering superior performance. We use processor-controlled hardening processes which guarantee consistently high product quality.

The high-grade material enables torques far above those stipulated in the relevant DIN standards:

- DIN 5261 for PH/PZ bits
- DIN 5263 for slotted bits
- Camcar standard for Torx® bits

This means long service life at high torques, producing ideal conditions for standard work.



## Product benefits

- Suitable for all screw driving tasks
- Ideal for both manual and machine screw driving tasks due to the high hardness values of 59 – 61 HRC
- Good wear resistance and therefore a long service life
- Optimum fit in DIN screws for low wear and optimum torque transmission
- Manufactured with consistently high product quality based on the relevant ISO standards



**Easy handling**

The DMS Pro, with its 500 g and the non-slip rubber handle, fits snugly and securely in your hand. This means you work ergonomically and prevent rapid fatigue.



**Consistent torque**

Thanks to the electronic shut-off, the DMS Pro turns off when the set torque is reached. You are therefore assured that every screw is connected with the same torque even if the battery is nearly flat.




**F**



**Illuminated screwing point**

The LED work light illuminates the work area of the DMS Pro and helps you to find screws faster and easier in dark areas.



## Torque screwdriver with rechargeable battery


## Cordless torque screwdriver

- One-hand operation under all working conditions
- Clockwise/anticlockwise rotation
- Two speeds: 200 and 600 rpm<sup>1</sup>
- Precise torque pre-selection in 21 steps
- High repeat accuracy
- Switch easily from straight to pistol grip
- Bit holder: 1/4" ball-bearing fixing mechanism (Form E6.3)
- Transport lock prevents accidental operation
- Simple switchover from battery to manual operation up to approx. 15 Nm
- LED work light
- Electronic shut-off clutch
- 1.5 Ah Li-Ion battery technology
- Ergonomic handle design

## DMS PRO



## DMS PRO SET



## Technical data

Screwdriver	
Rated voltage	3.6 V
Idling speed	200 u. 600 min <sup>-1</sup>
Max. coupling torque	3 Nm
Bit holder	1/4" DIN 3126 Form E6.3
Length	
Weight	500 g
Battery	
Rechargeable batteries	Li-Ion battery
Battery voltage	3.6 V
Charger	
Charger input	AC 220-240V~50-60Hz 30W
Charger output	DC 2.8...6V; 4.8A / 30W max.
Charging time	30 min
Weight	500 g
Note	

## Ordering data

Version	Type	Qty.	Order No.
	DMS PRO	1	1479120000
	DMS PRO ZERT	1	1987840000
Note			

## Accessories

Type	Qty.	Order No.
AKKU DMS PRO	1	1479110000
LG DMS PRO/ DMS 3	1	9007460000
Note		

LOW 200/min HIGH 600/min			
Lev	Nm	Lev	Nm
01	0.36	11	1.45
02	0.46	12	1.55
03	0.57	13	1.67
04	0.66	14	1.78
05	0.80	15	1.99
06	0.87	16	2.14
07	0.98	17	2.26
08	1.10	18	2.41
09	1.20	19	2.53
10	1.36	20	2.67
		21	2.83

Type	Qty.	Order No.
DMS PRO SET (screwdriver incl. batterie, 1 additional battery, charger, bits, plastic carrying case)**	1	1479090000*
DMS PRO SET ZERT	1	1987830000

\* available in Europe

\*\* see picture

**Torque screwdriver with rechargeable battery**

- One-hand operation under all working conditions
- Clockwise/anticlockwise
- Two speeds: 200 and 400 rpm<sup>1</sup>
- Precise torque pre-selection of approx. 0.3...3 Nm in 6 steps
- High reproducibility right up to complete discharge of the rechargeable battery
- Simple changeover from straight to pistol form
- Bit holder: 1/4" ball bearing fixing mechanism (form E6.3)
- Safety lock prevents unintentional activation
- Simple switchover from battery to manual operation up to 15 Nm

**DMS 3****DMS 3 Set****Technical data**

<b>Screwdriver</b>	
Rated voltage	2.4 V
Idling speed	200 u. 400 min <sup>-1</sup>
Torque setting, max.	3 Nm
Bit holder	1/4" DIN 3126 Form E6.3
Length	
Weight	400
<b>Battery</b>	
Rechargeable batteries	Ni-Mh cells
Weight of rechargeable battery	122 g
<b>Charger</b>	
Charger input	230 V AC; 50 Hz; 50 mA
Charger output	2.9 V AC; 1.4 A; 4.1 VA
Charging time	45 min
Weight of charger	700 g
<b>Note</b>	

**Ordering data**

Version	Type	Qty.	Order No.
	DMS 3	1	9007440000
	DMS 3 ZERT	1	9017870000
<b>Note</b>	Incl. rechargeable battery		

**Accessories**

Type	Qty.	Order No.
AKKU DMS 3	1	9007450000
LG DMS PRO/ DMS 3	1	9007460000
<b>Note</b>		

level	ca. Nm LOW	ca. Nm HIGH	level	ca. Nm LOW	ca. Nm HIGH
1	0.3	0.45	4	1.0	1.15
1.1	0.35	0.5	4.1	1.1	1.25
1.2	0.45	0.6	4.2	1.2	1.3
1.3	0.5	0.65	4.3	1.3	1.4
2	0.55	0.7	5	1.35	1.45
2.1	0.6	0.75	5.1	1.45	1.5
2.2	0.65	0.8	5.2	1.5	1.6
2.3	0.7	0.85	5.3	1.6	1.7
3	0.75	0.95	6	2.5	2.5
3.1	0.8	1.0			
3.2	0.85	1.0			
3.3	0.95	1.1			

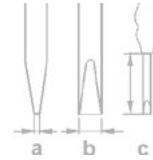
Type	Qty.	Order No.
DMS 3 set 1 (screwdriver incl. batterie, charger, bits, plastic carrying case)*	1	9007470000
DMS 3 set 2 (as set 1, with 1 additional battery)	1	9007480000
Bit-Box DMS3	1	9024970000
DMS 3 set 1 Zert	1	9017450000
DMS 3 set 2 Zert	1	9017420000

\*) see picture

## Bits

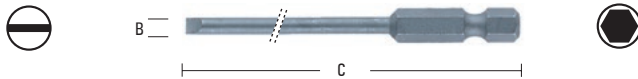
## Bits drive 1/4 E6.3

1/4" hexagon drive, acc. to DIN 3126,  
Shape E6.3 for direct machine connection



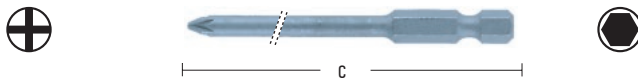
## Bit E6.3 S

Slotted bits DIN 5264,  
1/4" drive E6.3 DIN 3126



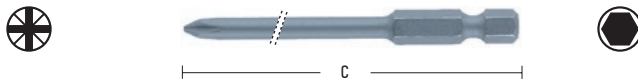
## Bit E6.3 PH

Crosshead bits, Phillips-recess type PH/DIN 5260.  
1/4" drive E6.3 DIN 3126



## Bit E6.3 PZ

Crosshead bits, Pozidrive type PZ/DIN 5262,  
1/4" drive E 6.3 DIN 3126



## Bit E6.3 Z

Slotted bits with pilot tip DIN 5264,  
1/4" drive E6.3 DIN 3126



## Bit E6.3 T

Torx® bits,  
drive 1/4" E6.3 DIN 3126



Type	Size / AF	a	b	c	Order No.
BIT E6,3 0,4x2,5x70		0.4	2.5	70	9202750000
BIT E6,3 0,5x3,0x70		0.5	3	70	9024000000
BIT E6,3 0,5x3,0x110		0.5	3	110	9205600000
BIT E6,3 0,6x3,5x70		0.6	3.5	70	9024020000
BIT E6,3 0,6x3,5x110		0.6	3.5	110	9205610000
BIT E6,3 0,6x4,5x110		0.8	4.5	110	9205630000
BIT E6,3 0,8x4,0x70		0.8	4	70	9024030000
BIT E6,3 0,8x4,0x110		0.8	4	110	9205620000
BIT E6,3 1,0x5,5x70		1	5.5	70	9024040000
BIT E6,3 1,0x5,5x110		1	5.5	110	9205640000
BIT E6,3 1,2x6,5x70		1.2	6.5	70	9202740000
BIT E6,3 1,2x6,5x110		1.2	6.5	110	9205650000

BIT E6,3 PH1x70	1	70	9024080000
BIT E6,3 PH2x70	2	70	9024090000

BIT E6,3 PZ1x70	1	70	9024100000
BIT E6,3 PZ2x70	2	70	9024110000

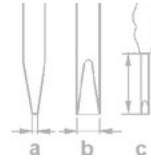
BIT E6,3Z 0,6x3,5x70	0.6	3.5	70	9205670000
----------------------	-----	-----	----	------------

BIT E6,3 T15	1318350000
BIT E6,3 T20	1318370000
BIT E6,3 T40	1318380000



**Bits drive 1/4 E6.3**

1/4" hexagon drive, acc. to DIN 3126, shape E6.3 for direct machine connection (DMS2 1/4" E6.3)



**Bit-Box DMS3**

Weidmüller Bit Box, 9-piece with universal holder  
drive: 1/4" E6.3 DIN 3126; output: 1/4" E6.3; bits: 1/4" C6.3



Type	Size / AF	a	b	c	Order No.
UBH 1/4" E6,3					
BIT C6,3 0,5x4,0x25		0.5	4	25	
BIT C6,3 0,6x4,5x25		0.6	4.5	25	
BIT C6,3 PH0x25				25	
BIT C6,3 PH1x25				25	
BIT C6,3 PH2x25				25	
BIT C6,3 PZ0x25				25	
BIT C6,3 PZ1x25				25	
BIT C6,3 PZ2x25				25	
Bit-Box WI DMS 3					9024970000

**UBH 1/4 E6.3**

Short universal bit holder, magnetic  
drive: 1/4" E6.3 DIN 3126, output: 1/4" E6.3



UBH 1/4 E6,3	9009520000
--------------	------------

**BSH 1/4**

Bit holder with flexible shank for reaching awkward screws, for all bits, output drive: 1/4" C6.3 DIN 3126 with SoftFinish® grip



BHS 1/4	150	9009630000
---------	-----	------------

## DMS manual / DMSI manual

### Torque screwdrivers with insulation up to 1,000 V (VDE) DMSI manual

The „DMSI manual“ with an integral window scale, combined with a Weidmüller 1,000 V insulated (VDE) interchangeable blade, ensures controlled tightening of screws and maximum reliability in electrical applications.

Every 1,000 V insulated (VDE) handle and blade is tested and provides the necessary safety up to 1,000 V AC / 1,500 V DC.



### Torque screwdrivers DMS manual

This is a versatile tool suitable for a variety of jobs, with an integral scale for easy reading of the torque value and a Weidmüller interchangeable blade.



Scale



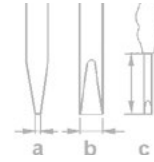
#### Each model is available with two torque ranges:

- 0.5 to 1.7 Nm
- 2.0 to 7.0 Nm
- setting tool included

#### Advantages:

- Compact and especially lightweight design
- Torque set with special tool (included) to ensure the right setting
- Ergonomic handle size to match the torque range
- Every tool checked and given an ID No., 100 % quality control with verification and product reference
- Audible, unmistakable click upon reaching the torque, no unnecessary effort
- Interchangeable blade made from high-quality wear-resistant tool steel
- All tools comply with the accuracy stipulations of: EN ISO 6798, BS EN 26789, ASME B107.14M
- Operating accuracy:  $\pm 6$  % of set scale value

Uninsulated torque screwdrivers



**DMS manual**

Torque screwdriver  
EN ISO 6798, BS EN 26789, ASME B107.14M



Type	Size / AF	a	b	c	Order No.
DMS MANUELL 0,5-1,7					9918370000
DMS MANUELL 2,0-7,0					9918380000

**WK S**

Interchangeable bits for torque screwdrivers  
Drive output acc. to DIN 5264, ISO 2380/1



WK S 0,4x2,5	0.4	2.5	175	9918520000
WK S 0,5x3,0	0.5	3	175	9918530000
WK S 0,6x3,5	0.6	3.5	175	9918540000
WK S 0,8x4,0	0.8	4	175	9918550000
WK S 1,0x5,5	1	5.5	175	9918560000

**WK K PZ (10)**

Interchangeable bits for torque screwdrivers  
Drive output acc. to DIN 5260-PZ, ISO 8764/1-PZ



WK K PZ0			175	9918600000
WK K PZ1			175	9918610000
WK K PZ2			175	9918620000

**WK K PH**

Interchangeable bits for torque screwdrivers  
Drive output acc. to DIN 5260-PH, ISO 8764/1-PH



WK K PH0			175	9918570000
WK K PH1			175	9918580000
WK K PH2			175	9918590000

**WGK 1/4 C.6.3 E6.3**

Interchangeable bit with bit holder for torque screwdrivers  
Drive output: 1/4" C6.3 and 1/4" E6.3



WK 1/4 C6,3 E6,3				9202510000
------------------	--	--	--	------------

## VDE-insulated torque screwdrivers

## VDE-insulated torque screwdrivers

## VDE-insulated torque screwdrivers

VDE-insulated torque screwdriver  
EN ISO 6798, BS EN 26789, ASME B107.14M



## Bit holder



## VDE slimBit Schlitz



## VDE slimBit Phillips



## VDE slimBit Pozidrive PZ



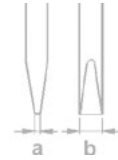
## VDE slimBit Torx



## VDE slimBit Robertson



## VDE slimBit Hex



Type	Size / AF	a	b	Order No.
DMSI MANUELL 0,5-1,7				9918390000
DMSI MANUELL 2,0-7,0				9918400000

WK I SLIM BIT	2489300000
---------------	------------

WB SI SL 0,8x4,0	0.8	4	2433190000
WB SI SL 0.4X2.5	0.4	2.5	2433160000
WB SI SL 0.5X3.0	0.5	3	2433170000
WB SI SL 0.6X3.5	0.6	3.5	2433180000
WB SI SL 1,0x5,5	1	5.5	2433200000

WB IK SL PH1	2433210000
WB IK SL PH2	2433220000

WB IK SL PZ1	2433230000
WB IK SL PZ2	2433240000

WB I T10	2506000000
WB I T15	2506010000
WB I T20	2506020000

WB I VK 1	2506030000
WB I VK 2	2506040000

WB I SK 2.5	2506050000
WB I SK 3	2506060000
WB I SK 4	2506070000
WB I SK 5	2506080000





**The Torque Screwty®**

- Easier work
- Screw-on circular plug, safety sealed

**The perfect tool for all situations**

Screwty® is the ideal, universal tool for tightening and releasing cable glands on all common sensor and actuator cables. The Screwty® can also reach those round plugs normally considered inaccessible! No great force is required – simply turn the tool to tighten or release the plug-in connector as required. The Screwty® also fits the majority (more than 90 %) of the cables and plug-in connectors of other suppliers and is therefore a unique tool useful throughout the world. The Screwty® consists of a handle with a conventional 1/4" fitting. This means it can be used for all sizes: for M12 and M8 round plugs, and the M12F and M8F types, also for plugs and sockets on custom cables.

The Screwty® is suitable for the following round plugs:

Size	M8	M8F	M12	M12F
	10 ±0,3 mm	11,9 ±0,3 mm	14,5 ±0,3 mm	19,8 ±0,3 mm
Thread	M8x1	M8x1	M12x1	M12x1

An adjustable torque fitting is also available for the Screwty® - for guaranteeing extra reliability during installation.

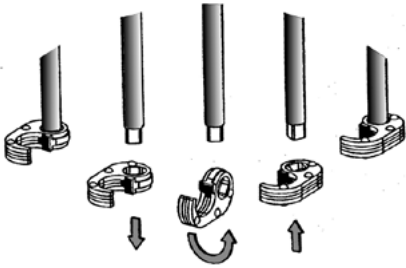
The torque can be infinitely adjusted between 0.5 and 1.7 Nm. This accurate setting enables all round plugs to be tightened precisely with a certain torque.

Weidmüller specifies the following torques for its round plugs:

Size	M8	M8F	M12	M12F
Torque	0,5-0,6 Nm	0,5-0,6 Nm	0,8-1,2 Nm	0,8-1,2 Nm
Thread	M8x1	M8x1	M12x1	M12x1

The Screwty® can also be fitted with other blades to create a torque screwdriver.

F



**Simply turn the ratchet to tighten or loosen the cable gland.**



**Use of a M12 Screwty®**

1. Position Screwty®
2. Tighten connector
3. Finished!



**Use of a M23 Screwty®**

### Screwty® standard



#### Ordering data

Type	Use	Qty.	Order No.
Screwty® M12	moulded M12 lines	1	1900000000
Screwty® M8	moulded M8 lines	1	1900010000
Screwty® M12 F	M12 plugs for custom assembly	1	1900020000
Screwty® M8 F	M8 plugs for custom assembly	1	1900030000

### Screwty® Set



#### Ordering data

Type	Qty.	Order No.
Screwty® Set	1	1910000000

Type	Contents
Screwty® Set	1x Screwty® standard handle + 1 M12, M8, M12 F, M8 F attachments

### Screwty® attachments



Screwty® M8 attachment

Screwty® M8 F attachment

Screwty® M12 attachment

Screwty® M12 F attachment

Screwty® M23 attachment

#### Ordering data

Type	Qty.	Order No.
Screwty® M12 KO o. SD	1	1900100000
Screwty® M8 KO o. SD	1	1900110000
Screwty® M12F KO o. SD	1	1900120000
Screwty® M8F KO o. SD	1	1900130000
Screwty® M23 LS	1	1981560000

#### Legend:

F	for custom assemblies
DM	torque
KO o. SD	ratchet only (attachment)
Screwty®	screwdriver
Screwty® DM	torque screwdriver, interchangeable blade
WK	interchangeable blade
LS	power plug

### Screwty® with torque fitting

Setting aid for Screwty® with torque fitting (included)



#### Ordering data

Type	Use	Qty.	Order No.
Screwty®-M12-DM	moulded M12 lines with torque requirement	1	1900001000
Screwty®-M8-DM	moulded M8 lines with torque requirement	1	1900011000
Screwty®-M12 F-DM	M12 plugs, custom assembly with torque requirement	1	1900021000
Screwty®-M8 F-DM	M8 plugs, custom assembly with torque requirement	1	1900031000

Type	Contents
Screwty®-M12-DM	1 interchangeable blade, 1 torque handle, 1 setting aid for Screwty® torque, 1 Screwty® M12 attachment
Screwty®-M8-DM	1 interchangeable blade, 1 torque handle, 1 setting aid for Screwty® torque, 1 Screwty® M18 attachment
Screwty®-M12 F-DM	1 interchangeable blade, 1 torque handle, 1 setting aid for Screwty® torque, 1 Screwty® M12 F attachment
Screwty®-M8 F-DM	1 interchangeable blade, 1 torque handle, 1 setting aid for Screwty® torque, 1 Screwty® M18 F attachment

### Screwty® Set-DM



#### Ordering data

Type	Qty.	Order No.
Screwty® Set-DM	1	1920000000

Type	Contents
Screwty® Set-DM	1 interchangeable blade, 1 torque handle, 1 setting aid for Screwty® torque, 1 each of Screwty® M12, M8, M12 F, M8 F attachments

### Screwty® interchangeable handle/interchangeable bit



#### Ordering data

Type	Use	Qty.	Order No.
1/4" handle		1	4294820000
WK-1/4" (Screwty®)		1	1862200000



## Cable gland tools

## Cable gland tools

Screwing tool for all types of cable glands.

- Can tighten or loosen several rows of cable glands
- No deforming of the cable glands

## FleCaFix 11/24

Cable gland tool



- Spanner size: SW 11 - SW 24
- Infinite adjustment of spanner size
- Ratchet function: not necessary to remove tool between turns
- Authentic one-hand tool

## FleCaFix 24/36

Cable gland tool



- Spanner size: SW 24 - 36
- Infinite adjustment of spanner size
- Ratchet function: not necessary to remove tool between turns
- Authentic one-hand tool



## Technical data

Tool data		
Depth / Width / Height	30 / 190 / 60 mm	30 / 204 / 60 mm
Weight	190 g	240 g
AF size	11 - 24 mm	24 - 36 mm
Note		

## Ordering data

Version	Type	Qty.	Order No.	Type	Qty.	Order No.
	FLECAFIX 11/24	1	901590000	FLECAFIX 24/36	1	901598000
Note						

**Screwdriver with cutting adapter**

For the pinch-free cutting of copper cable.

- Solid up to 1.5 mm<sup>2</sup>
- Flexible up to 2.5 mm<sup>2</sup>

**swifty®****swifty®**

- cable cutter which fits onto uninsulated screwdrivers, with a blade diameter of 3.5 mm
- Minimal hand force required
- Cutter opens automatically
- Ergonomic handle design

**swifty® set**

- Logical operation
- Can be used for screw and tension clamp terminals
- Pocket format - always ready to hand
- Suitable for right- and left-hand use
- One-handed operation

**swifty® set****Technical data**

Max. cutting performance, copper cable	
Copper cable - solid, max.	1.5 mm <sup>2</sup>
Copper cable - flexible, max.	2.5 mm <sup>2</sup>
Tool data	
Depth / Width / Height	18 / 35 / 40 mm
Weight	20 g
Note	

**Ordering data**

Version	Type	Qty.	Order No.
without screwdriver	SWIFTY	1	9006020000
Note			


Type	Qty.	Order No.
swifty® set (with screwdriver)	1	9006060000
Screwdriver (SD 0,6 3,5x100)	1	9008330000
Note		

## SlimLine screwdriver

### VDE insulated screwdriver with thin blade

The SlimLine screwdriver design allows you to reach deeply inset fittings and tension clamp terminals which cannot normally be reached using a standard VDE screwdriver. The SlimLine screwdrivers can be used for Weidmüller's Z-series of terminal blocks. The tools have an ergonomically designed grip so that they can be used without causing pain or stress. The SoftFinish® zone delivers excellent feel, ensures electrical safety and is easy on your hands.

#### A blade that is up to 33 % thinner



The moulded protective insulation, applied directly to the shaft ensures safety and protection during critical applications at levels of up to 1,500 V (DC) or 1,000 V (AC).

#### Ergonomic design



The ergonomic grip design makes for a comfortable screwing process and excellent handling. The SoftFinish® zone prevents the tool from slipping away and thus makes higher torques possible.

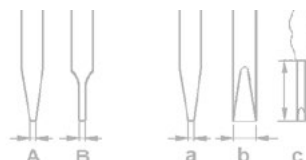


#### Security



The moulded protective insulation, applied directly to the shaft ensures safety and protection during critical applications at levels of up to 1,500 V (DC) or 1,000 V (AC).

SlimLine screwdriver insulated acc. to VDE specs



**SDI SL S**

VDE-insulated slotted screwdriver, SDI SL DIN 7437, ISO 2380/2, Output acc. to DIN 5264, ISO 2380/1, SoftFinish® handle



**SDIK SL PH**

VDE-insulated crosshead screwdriver, Phillips type, SDIK PH DIN 7438, ISO 8764/2-PH, output acc. to ISO 8764-PH, SoftFinish® handle



**SDIK SL PZ**

VDE-insulated slotted screwdriver, SDI SL DIN 7437, ISO 2380/2, Output acc. to DIN 5264, ISO 2380/1, SoftFinish® handle



**SDIS SL 3.5-6.5/PH/1/2**

6-piece set: VDE-insulated slotted and crosshead PH screwdriver set



**SDI SL 3.5-6.5/PZ/1/2**

6-piece set: VDE-insulated slotted and crosshead PZ screwdriver set



Type	Blade type	Size / AF	a	b	c	Order No.
SDIS SL 0.6X3.5X100			0.6	3.5	100	1274660000
SDIS SL 0.8X4.0X100			0.8	4	100	1274670000
SDIS SL 1.0X5.5X125			1	5.5	125	1274680000
SDIS SL 1.2X6.5X150			1.2	6.5	150	1274690000

SDIK PH1 SL	size PH1	80	1274710000
SDIK PH2 SL	Gr. PH2	100	1274720000

SDIK PZ1 SL	size PZ1	80	1274730000
SDIK PZ2 SL	Gr. PZ2	100	1274740000
SDIS SL PZ2	Gr. PZ2	100	1552230000

SDIS SL 0.6X3.5X100	0.6	3.5	100	
SDIS SL 0.8X4.0X100	0.8	4	100	
SDIS SL 1.0X5.5X125	1	5.5	125	
SDIS SL 1.2X6.5X150	1.2	6.5	150	
SDIK PH1 SL	size PH1	80		
SDIK PH2 SL	Gr. PH2	100		
SDI SL S3.5-6.5/PH1/2				1274750000

SDIS SL 0.6X3.5X100	0.6	3.5	100	
SDIS SL 0.8X4.0X100	0.8	4	100	
SDIS SL 1.0X5.5X125	1	5.5	125	
SDIS SL 1.2X6.5X150	1.2	6.5	150	
SDIK PZ1 SL	size PZ1	80		
SDIK PZ2 SL	Gr. PZ2	100		
SDI SL S3.5-6.5/PZ1/2				1445930000

# Screwdrivers

Weidmüller screwdrivers come in four different grip sizes, and are the result of a consistent grip concept which takes into account both the human hand and the different work requirements and conditions.

- Perfect handling with all grip sizes
- Maximum torques
- Optimum transmission of axial force
- Complete range including all commercial sizes



## SoftFinish® grip



Weidmüller's SoftFinish® grip zone for use in dry conditions and for general applications offers customers a complete range of screwdrivers that enables far higher torques as well as substantially more comfort due to the soft material of the grip.

### Product benefits:

- Made of an especially soft material, which is kind to the skin, the SoftFinish® zone enables maximum torques
- Perfect ergonomic grip design for comfortable screw driving and optimum handling
- You can choose from long-life extremely stressable blades in standard sizes
- ChromTop blade tip offers maximum corrosion protection and greatest possible dimensional accuracy of the blade geometry in the screw head over many years

## SoftFinish® electric



VDE-insulated screwdriver according to DIN EN 60900, IEC 900 for work on live equipment

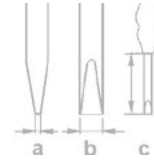
### Product benefits:

- The protective insulation moulded directly on the screwdriver blade ensures electrical safety, even in critical applications
- Safe for working at up to 1,500 volts DC and 1,000 volts AC
- Each screwdriver is individually tested in a water bath at 10,000 volts according to DIN EN 60900
- Perfect ergonomic grip design for comfortable screw driving and optimum handling
- Made of special soft material which is kind to the skin, the SoftFinish® zone prevents slipping in critical situations and at the same time enables maximum torques

**VDE-insulated screwdrivers**

VDE-insulated screwdriver, for working on live parts up to 1000 VAC and 1500 VDC, DIN EN 60900, IEC 900.

Safety tested "GS", each piece tested. Bit made from fully hardened, high-alloy chromium-vanadium-molybdenum steel, gun-metal finish.



**SDI S**

Slot-head screwdriver, insulated according to VDE spec., SDI DIN 7437, ISO 2380/2, drive output acc. to DIN 5264, ISO 2380/1, SoftFinish®grip



Type	Blade type	Size / AF	a	b	c	Order No.
SDIS 0.4X2.0X60	A		0.4	2	60	9205690000
SDIS 0.4X2.5X75	A		0.4	2.5	75	9008370000
SDIS 0.5X3.0X100	B		0.5	3	100	9008380000
SDIS 0.6X3.5X100	B		0.6	3.5	100	9008390000
SDIS 0.8X4.0X100	B		0.8	4	100	9008400000
SDIS 1.0X4.5X125	B		1	4.5	125	9008910000
SDIS 1.0X4.5X175	B		1	4.5	175	9205700000
SDIS 1.0X5.5X125	B		1	5.5	125	9008410000
SDIS 1.0X5.5X175	B		1	5.5	175	9205710000
SDIS 1.2X6.5X150	B		1.2	6.5	150	9008420000
SDIS 1.6X8.0X175	B		1.6	8	175	9008430000

**SDIK PH**

Phillips, SDIK PH crosshead screwdriver, insulated according to VDE spec. DIN 7438, ISO 8764/2-PH, drive output acc. to ISO 8764-PH, SoftFinish®grip



SDIK PH0		60	9008560000
SDIK PH1		80	9008570000
SDIK PH2		100	9008580000
SDIK PH3		150	9008590000

**SDIK PZ**

Phillips, SDIK PH crosshead screwdriver, insulated according to VDE spec. DIN 7438, ISO 8764/2-PH, drive output acc. to ISO 8764-PH, SoftFinish®grip



SDIK PZ1		80	9008900000
SDIK PZ2		100	9008890000

**SDI SL / PH**

VDE-insulated plus-minus screwdriver, Phillips, SDI SL/PH SoftFinish®grip



SDI SL/PH 1		80	1318330000
SDI SL/PH 2		100	1318340000

**SDIZ**

Slot-head screwdriver, insulated according to VDE spec., SDI DIN 7437, ISO 2380/2, drive output acc. to DIN 5264, ISO 2380/1, SoftFinish®grip

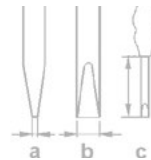


SDIZ 0.6X3.5X100		0.6	3.5	100	9008450000
SDIZ 0.8X4.0X100		0.8	4	100	9008460000

## VDE-insulated screwdrivers

## VDE-insulated screwdrivers

VDE-insulated screwdrivers, for working on live parts up to 1000 VAC and 1500 VDC, DIN EN 60900, IEC 900. Safety tested "GS", each piece tested. Blade/bit made from fully hardened, high-alloy chromium-vanadium molybdenum steel, gun-metal finish.



## SDIS 2.5-5.5/PH/1/2

6-piece set: VDE-insulated slotted and crosshead PH screwdriver set



Type	Blade type	Size / AF	a	b	c	Order No.
SDIS 0.4X2.5X75	A		0.4	2.5	75	
SDIS 0.5X3.0X100	B		0.5	3	100	
SDIS 0.8X4.0X100	B		0.8	4	100	
SDIS 1.0X5.5X125	B		1	5.5	125	
SDIK PH1					80	
SDIK PH2					100	
SDI Set S2.5-5.5/PH1/2						<b>9009730000</b>

## SDIS 2.5-5.5/PZ/1/2

6-piece set: VDE-insulated slotted and crosshead PZ screwdriver set



SDIS 0.4X2.5X75	A		0.4	2.5	75	
SDIS 0.5X3.0X100	B		0.5	3	100	
SDIS 0.8X4.0X100	B		0.8	4	100	
SDIS 1.0X5.5X125	B		1	5.5	125	
SDIK PZ1					80	
SDIK PZ2					100	
SDI Set S2.5-5.5/PZ1/2						<b>1128540000</b>

## SDIS 2.0-5.5

6-piece set: VDE-insulated slotted screwdriver set

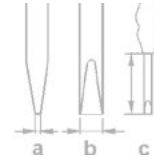


SDIS 0.4X2.0X60	A		0.4	2	60	
SDIS 0.4X2.5X75	A		0.4	2.5	75	
SDIS 0.5X3.0X100	B		0.5	3	100	
SDIS 0.6X3.5X100	B		0.6	3.5	100	
SDIS 0.8X4.0X100	B		0.8	4	100	
SDIS 1.0X5.5X125	B		1	5.5	125	
SDI Set S2.0-5.5						<b>9205550000</b>



**Uninsulated screwdrivers**

Weidmüller SoftFinish®screwdriver for general applications. Bit made from fully hardened, high-alloy chromium-vanadium-molybdenum steel, matt-chrome finish.



**SD S**

Slotted screwdriver with rounded blade, SD DIN 5265, ISO 2380/2, drive output acc. to DIN 5264, ISO 2380/1, ChromTop tip, SoftFinish®grip



Type	Blade type	Size / AF	a	b	c	Order No.
SDS 0.4X2.0X60	B		0.4	2	60	9037160000
SDS 0.4X2.5X75	A		0.4	2.5	75	9009030000
SDS 0.5X3.0X80	A		0.5	3	80	9008320000
SDS 0.6X3.5X100	A		0.6	3.5	100	9008330000
SDS 0.6X3.5X200	A		0.6	3.5	200	9010110000
SDS 0.8X4.0X100	A		0.8	4	100	9008340000
SDS 0.8X4.5X125	A		0.8	4.5	125	9009020000
SDS 1.0X5.5X150	A		1	5.5	150	9008350000
SDS 1.2X6.5X150	A		1.2	6.5	150	9009010000

**SDK PH**

Crosshead screwdriver, Phillips, SDK PH DIN 5262, ISO 8764/2-PH, drive output acc. to ISO 8764-PH, chrome top tip, SoftFinish®grip



SDK PH0				3	60	9008470000
SDK PH1				4.5	80	9008480000
SDK PH2				6	100	9008490000
SDK PH3				8	150	9008500000

**SDK PZ**

Crosshead screwdriver, Pozidriv, SDK PZ DIN 5262, ISO 8764/2-PZ, drive output acc. to ISO 8764-PZ, chrome top tip, SoftFinish®grip



SDK PZ1				4.5	80	9008530000
SDK PZ2				6	100	9008540000
SDK PZ3				8	150	9008550000

**SD TH**

Torx® TH screwdriver with hole in tip of blade (tamper-resistant), SD TH for screwing Torx® and Torx®TH security screws (pin in centre of Torx® recess), ChromTop tip, SoftFinish®grip



SD TH10				4	80	9009180000
SD TH15				4	80	9009170000
SD TH20				4	100	9009160000

**SD 0.6x3.5x60 pico**

Weidmüller precision screwdriver for great applications

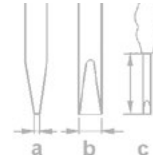


SD 0,6x3,5x60 pico				0.6	3.5	60	9918110000
--------------------	--	--	--	-----	-----	----	------------

## Uninsulated screwdrivers

### Uninsulated screwdrivers

SoftFinish® Screwdriver from Weidmüller for general use. Blade, bit made from fully hardened, high-alloy chromium-vanadium molybdenum steel, gun-metal finish.



#### Set S 2.5/3.0/4.0/5.5/PH 1/2

6-piece set: slotted and crosshead PH screwdriver set with circular blades



Type	Blade type	Size / AF	a	b	c	Order No.
SDS 0.4X2.5X75	A		0.4	2.5	75	
SDS 0.5X3.0X80	A		0.5	3	80	
SDS 0.8X4.0X100	A		0.8	4	100	
SDS 1.0X5.5X150	A		1	5.5	150	
SDK PH1				4.5	80	
SDK PH2				6	100	
SD Set S2.5-5.5/PH1/2						<b>9009740000</b>

#### Set S 2.0/2.5/3.0/3.5/4.0/5.5

6-piece set: slotted screwdriver set



SDS 0.4X2.0X60	B		0.4	2	60	
SDS 0.4X2.5X75	A		0.4	2.5	75	
SDS 0.5X3.0X80	A		0.5	3	80	
SDS 0.6X3.5X100	A		0.6	3.5	100	
SDS 0.8X4.0X100	A		0.8	4	100	
SDS 1.0X5.5X150	A		1	5.5	150	
SD Set S2.0-5.5						<b>9205560000</b>

#### SD TO 0,6x3,0

Angled slotted screwdriver with round handle, SoftFinish® grip



SD TO 0,6x3,0	A		0.6	3	70	<b>1323880000</b>
---------------	---	--	-----	---	----	-------------------



## Pin and electrical cabinet key

## IS 4 / IS 6

Wrench with pegged pilot tip



Hexagon screwdriver with cross-grip made from high-quality plastic

- Nickel-plated surface
- Made from hardened chromium-vanadium steel
- Manufactured according to DIN 6911
- Designed for screws acc. to DIN 6912


	IS4	IS6
c	60 mm	80 mm
Weight	27 g	61 g

## Ordering data

Type	Qty.	Order No.
IS 4 DIN 6911	1	0485100000
IS 6 DIN 6911	1	0407900000

## IS 3 KG

Socket wrench



Hexagon screwdriver with cross-grip made from high-quality plastic

- Nickel-plated surface
- Made from hardened chromium-vanadium steel
- Manufactured according to DIN 6911
- Designed for screws acc. to DIN 6912

	IS 3 KG
c	100 mm
Weight	32 g

## Ordering data

Type	Qty.	Order No.
IS 3 KG	1	1806650000

## SDQ T15 / SDQ T20 / SDQ T40

Socket wrench, Torx®



Torx® screwdriver with cross-grip made from high-quality plastic

- Matt-chrome surface finish
- Made from hardened chromium-vanadium steel


	SDQ T15	SDQ T20	SDQ T40
c	100 mm	100 mm	100 mm
Weight	32 g	32 g	32 g

## Ordering data

Type	Qty.	Order No.
SDQ T15	1	1318390000
SDQ T20	1	1318400000
SDQ T40	1	1318410000

### Cross-Key Master

Universal key



- With bit holder and reversible bit (drives - refer to symbols)
- Material: diecast zinc
- Dimensions: 62 x 90 mm

#### Application:

For almost all technical locking systems in buildings including: doors, window handles, radiator bleed valves, sanitary installations, HVAC, gas and water supply.

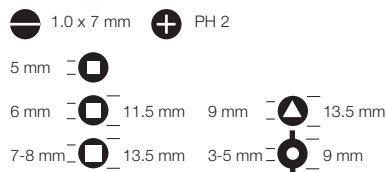
CROSS-KEY MASTER	
Width / Height	89 / 62 mm
Weight	90 g

#### Ordering data

Type	Qty.	Order No.
CROSS-KEY MASTER	1	9918150000

### Cross-Key Universal

Universal electrical cabinet key



- With bit holder and reversible bit (drives - refer to symbols)
- Material: diecast zinc
- Dimensions: 72 x 72 mm

#### Application:

For locking systems used in electrical engineering, fits all standard electrical cabinet locks.

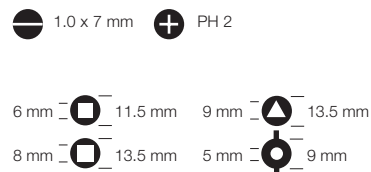
CROSS-KEY UNIVERSAL	
Width / Height	72 / 72 mm
Weight	88 g

#### Ordering data

Type	Qty.	Order No.
CROSS-KEY UNIVERSAL	1	9918130000

### Cross-Key Universal S

Universal mini electrical cabinet key



- With bit holder and reversible bit (drives - refer to symbols)
- Material: diecast zinc
- Dimensions: 42 x 42 mm

#### Application:

For locking systems used in electrical engineering, fits all standard electrical cabinet locks.

CROSS-KEY UNIVERSAL S	
Width / Height	42 / 42 mm
Weight	65 g

#### Ordering data

Type	Qty.	Order No.
CROSS-KEY UNIVERSAL S	1	9918140000

Pin and electrical cabinet key

**Cross-Key Quadro**



- 5 mm
- 6 mm
- 7-8 mm
- 9-10 mm
- 6 mm
- 7 mm
- 8-9 mm
- 10-11 mm
- 1/4" Bit
- 3-5 mm

Suitable for all common technical closures. With its four-fold rotation mechanism, eight different panel closures can be brought into position. Chain and snap hook.

**Cross-Key Duo**



- 5 mm
- 6-7 mm
- 8-9 mm
- 1/4"
- 5-6 mm
- 6-7 mm
- 8-9 mm
- 2 x 1/4" Bit
- 3-5 mm

Suitable for all common technical closures. Thanks to its dual rotation mechanism, eight different closures can be brought into position. There is also a 5 mm square and bit holder in the body.

**F**

CROSS-KEY QUADRO	
Width / Height	95 / 95 mm
Weight	175 g

**Ordering data**

Type	Qty.	Order No.
CROSS-KEY-QUADRO	1	1480180000

CROSS-KEY DUO	
Width / Height	95 / 38 mm
Weight	85 g

**Ordering data**

Type	Qty.	Order No.
CROSS-KEY-DUO	1	1480190000

# Measuring / Testing

<b>Measuring / Testing</b>	Introduction	G.2
	Overview	G.4
	Digital voltage testers	G.6
	2-pole voltage tester	G.7
	Overview of digital multimeters	G.10
	Digital multimeters	G.11
	Digital multimeters and current-measuring clamp-on attachment	G.12
	Digital multimeter / Digital clamp-on measuring device	G.13
	Accessories	G.14
	Cable tester	G.15
	Non-contact magnetic field and voltage tester	G.16



# Measuring / Testing

















Testing plays a crucial role in setting up, maintaining and repairing electrical installations and devices. You should apply and adhere to the accident prevention and safety regulations relevant to your installation, which call for repeat tests after modifications and maintenance work, in addition to the tests required before using the installation for the first time.

The person responsible for setting up the installation is required to check that the installation or individual components function perfectly. They must also ensure their compliance with the technological regulations, in particular the VDE regulations and technical connection requirements (TAB) issued by the power supply companies. It is also important to check that all precautionary measures are taken to prevent extremely excessive contact voltage work and in order to guarantee and comply with the necessary safety standards. Using voltage and continuity testers from Weidmüller ensures that all tests are performed according to the relevant regulations.

Testing is very important during the setup, maintenance and repair of electrical facilities and equipment. You can conduct your tests properly with Weidmüller's voltage and continuity testers. All of our devices comply with all of the relevant standards.



## Overview of applications and testing functions

	6 V voltage test - e.g. models		400 V voltage test - 3-phase voltage systems		Semiconductor check
	12 V voltage test - e.g. car batteries		3 - 48 V measuring range		Load connection
	24 V voltage test - e.g. HGV batteries		Plug-in test probe		Phase sequence check
	50 V - limit of the dangerous voltage range for the human body		Car Check		Continuity check
	120 V voltage test - customary voltage in some countries, e.g. USA		Test probe illumination		
	230 V/240 V voltage test - customary voltage in the majority of European countries		Polarity check		



### 2-pole voltage testers

The main purpose of the voltage tester is to check the presence or absence of a voltage. The 2-pole voltage tester is an approved testing instrument that satisfies the requirements of the Industrial Safety Act.



### Digital multimeters

Multimeters are able to measure a number of different parameters. The measuring options for voltage and resistance, plus continuity testing and the diode test are available on every instrument as standard.



### Digital clamp-on meters

Digital clamp-on meters and clamp-on meter attachments and adapters are used for measuring AC and DC currents. The important advantage of these devices is that the measurements can be undertaken without interrupting the flow of current.



### Network tester

Network testers enable you to make quick cabling tests and quick diagnoses of cabling errors.

# Overview

## Technical specification

Type designation	VT Digi Pro G.6	VT Combi Pro G.7	VT Master G.7	LSP 4L G.9	VT G.8	VT CTB G.8
Page number	G.6	G.7	G.7	G.9	G.8	G.8
Order No.	9918870000	9918860000	9918880000	9205050000	9918950000	9918970000
Rated voltage range	1 - 1.000 V AC/DC	6 - 690 V AC/DC	12 - 690 V AC/DC	12 - 690 V AC/DC	12 - 690 V AC/DC	3 - 48 V DC
Display	digital LCD	LED	LED	digital LCD	LED	LED
< 6 V	x					x
6 V	x	x				3-48 V
12 V	x	x	x	x	x	
24 V	x	x	x	x	x	
50 V	x	x	x	x	x	
120 V	x	x	x	x	x	
230 V	x	x	x	x	x	
400 V	x	x	x	x	x	
690 V	x	x	x	x	x	
1.000 V	x					
Polarity (+/-)	x	x	x	x	x	x
Continuity test with buzzer	x	x	x			
Single-pole phase test	x	x		x		
One-hand testing	x	x	x		x	
Illuminated measuring probes	x	x				
HOLD function	x					
Phase sequence indicator	x	x		x		
Switchable load	x	x				
30 mA RCD triggering via a button	x	x				
Power supply	2 x 1,5 V AAA	2 x 1,5 V AAA	2 x 1,5 V AAA	rechargeable battery		
Order no., battery	9201310000	9201310000	9201310000			
Order no., case	2544760000	2544760000	2544760000	2544760000	2544760000	2544760000
Order no. replacement measurement probes accessories	2565720000	2565720000	2565720000			

Safety features	CAT IV - 600 V CAT III - 1.000 V	CAT IV - 600 V CAT III - 690 V	CAT III - 600 V	CAT IV - 600 V CAT III - 690 V		
Category	CAT IV - 600 V CAT III - 1.000 V	CAT IV - 600 V CAT III - 690 V	CAT III - 600 V	CAT IV - 600 V CAT III - 690 V		
Peak resistance voltage	8 kV	8 kV	6 kV	12 kV	5 kV	
EN/IEC standard	DIN EN 61243-3: 2015-08	DIN EN 61243-3: 2015-08	DIN EN 61243-3: 2015-08	DIN EN 61243-3: 2015-08	DIN EN 61243-3: 2015-08	
Dimensions	264 x 67 x 33	264 x 67 x 33	235 x 60 x 28	231 x 48 x 37	210 x 55 x 21	158 x 34 x 22
Weight	295 g	288 g	181 g	170 g	115 g	50 g
Protection class	IP 65	IP 65	IP 54	IP 65	IP 64	
Operating temperature	-15 °C...+ 55 °C	-15 °C...+ 55 °C	-15 °C...+ 55 °C	-10 °C...+55 °C	-15 °C...+ 55 °C	+5 °C...+40 °C

VT Digi Pro



VT Combi Pro



VT Master



LSP 4L



VT



VT CTB



## Digital voltage tester

### Digital voltage testers

- LCD display including bar chart
- One-hand testing is possible
- Test probe protection
- Continuity test
- Low-battery indicator
- HOLD function
- Backlit
- Polarity detection
- Single-pole phase test is possible
- Battery included
- Incl. resistance measurement
- Large display
- Light sensor
- IP65

### VT Digi Pro

#### Digital voltage tester



- Test probe illumination
- Selectable load for residual current testing
- Phase sequence indicator
- Frequency measurement
- Buzzer included
- Case included



### Technical data

Nominal voltage
Input resistance, voltage
Peak voltage resistance
Frequency range, min.
Measuring range category
Display
Working temperature, min.
Protection degree
Approvals
Weight

#### Note

### Ordering data

#### Version

#### Note

### Accessories

Protective case

#### Note

#### DIGI CHECK PRO

1 V... 1000 V AC/DC
On operating the double switch $\geq 300 \text{ k}\Omega$
8 kV
16... 400 Hz
CAT III 1.000V / CAT IV 600V
LCD digital
-15... 55 °C
IP65
IEC 61243-3:2014 (DIN EN 61243-3:2015-08)
295 g
Buzzer included

Type	Qty.	Order No.
VT DIGI PRO	1	9918870000

Protective case included

Type	Qty.	Order No.
SKAI TASCHÉ	1	2544760000
BATTERIE 1,5V MICRO	2	9201310000
PRSPSU	1	1332420000

### 2-pole voltage tester

- Automatic testing, identification and display of voltage type (AC or DC) and polarity
- Concisely arranged LED display
- Phase testing relative to earth
- Polarity testing
- Continuity and semiconductor testing
- Touch protection because of high input resistance
- Large voltage range

### VT Combi Pro

2-pole voltage tester



- Phase sequence indicator
- Single-pole phase testing
- Buzzer included
- Batteries included

### VT Master

2-pole voltage tester



- Buzzer included
- Battery included



### Technical data

Nominal voltage
Input resistance, voltage
Peak voltage resistance
Frequency range, min.
Measuring range category
Display
Working temperature, min.
Protection degree
Approvals
Weight
<b>Note</b>

<b>COMBI CHECK</b>
6 V...690 V AC/DC
8 kV
16...400 Hz
CAT III - 690V/CAT IV - 600V
LED
-15...55 °C
IP65
IEC 61243-3:2014 (DIN EN 61243-3:2015-08)
290 g
Buzzer included

<b>MASTER-CHECK</b>
12 V...690 V AC/DC
6 kV
0...65 Hz
CAT III 600 V
LED
-15...55 °C
IP54
IEC 61243-3:2014 (DIN EN 61243-3:2015-08)
181 g
Buzzer included

### Ordering data

<b>Version</b>
<b>Note</b>

Type	Qty.	Order No.
VT COMBI PRO	1	9918860000

Type	Qty.	Order No.
VT MASTER	1	9918880000

### Accessories

Protective case
<b>Note</b>

Type	Qty.	Order No.
SKAI TASCHKE	1	2544760000
BATTERIE 1,5V MICRO	2	9201310000
PRSPSU	1	1332420000

Type	Qty.	Order No.
SKAI TASCHKE	1	2544760000
BATTERIE 1,5V MICRO	2	9201310000
PRSPSU	1	1332420000

**2-pole voltage tester**

**2-pole voltage tester**

**VT CTB**

2-pole voltage tester for cars



- Test probe
- Pin with sliding mechanism
- Cable length 130 cm
- Polarity detection

**VT**

2-pole voltage tester



- LED display for voltage and polarity
- Works without batteries
- Impact-resistant housing
- One-handed operation for sockets

**G**

**Technical data**

Nominal voltage
Input resistance, voltage
Peak voltage resistance
Frequency range, min.
Display
Working temperature, min.
Protection degree
Approvals
Weight
<b>Note</b>

<b>VT CTB</b>
3 V DC...48 V DC
0...65 Hz
LED
-10...50 °C
IP40
EN 61010-1, EN 61326
50 g

<b>VT</b>
12 V AC/DC...690 V AC/DC
5 kV
0...65 Hz
LED
-15...55 °C
IP64
EN/ IEC 61010, EN 61243-3 2010
115 g

**Ordering data**

<b>Version</b>
<b>Note</b>

Type	Qty.	Order No.
VT CTB	1	9918970000

Type	Qty.	Order No.
VT	1	9918950000

**Accessories**

Protective case
<b>Note</b>

Type	Qty.	Order No.
SKAI TASCHKE	1	2544760000

Type	Qty.	Order No.
SKAI TASCHKE	1	2544760000



**2-pole voltage tester**

- Automatic testing, identification and display of voltage type (AC or DC) and polarity
- Clear display
- Phase testing relative to earth
- Polarity testing
- Continuity testing and semiconductor testing
- Touch-safety due to high input resistance
- Large voltage range

**LSP 4L**

**2-pole voltage tester**



- Maintenance free - without battery
- Integrated Lithium battery
- Surge-proof up to 8 kV
- Phase sequence indicator

**Technical data**

Nominal voltage	<b>LSP 4L</b>
Input resistance, voltage	12 V AC/DC...690 V AC/DC
Peak voltage resistance	8 kV
Frequency range, min.	0...500 Hz
Display	digital
Working temperature, min.	-15...45 °C
Protection degree	IP65
Approvals	EN/IEC 61243-3 :2010-10 (VDE 0682 Part 401)
Weight	170 g
<b>Note</b>	

**Ordering data**

Version	Type	Qty.	Order No.
	LSP 4L	1	<b>9205050000</b>
<b>Note</b>			



# Overview of digital multimeters

## Technical data

	Temphaser	125S	1037	2606	MG Kit CA 600
Page number	Page G.11	Page G.11	Page G.13	Page G.13	Page G.12
Order No.	<b>9427300000</b>	<b>9425830000</b>	<b>9423580000</b>	<b>9427370000</b>	<b>9427460000</b>
Measurement range					
• DC voltage	0.2 - 600 V	0.32 - 600 V	0.2 - 1,000 V	0.4 - 1,000 V	0.2 - 600 V
• AC voltage	0.2 - 600 V	0.32 - 600 V	0.2 - 750 V	0.4 - 750 V	0.2 - 600 V
• DC current				up to 1,000 A	0 - 600 A
• AC current			up to 200 A**	up to 1,000 A	0 - 600 A
• Resistance	up to 2,000 MΩ	up to 30 MΩ	up to 200 kΩ	up to 40 MΩ	up to 2,000 MΩ
• Capacitance	20 μF - 20 mF		up to 200 μF	4 nF - 40 μF	20 μF - 20 mF
• Frequency	10 Hz - 40 kHz			0.1 - 400 kHz	10 Hz - 40 kHz
• Temperature	-20 °C to +750 °C				-20 °C to +750 °C
Continuity test	x	x	x	x	x
Diode test	x	x	x	x	x
Phase sequence test	x				x
Selection of measuring range	manual	automatic	manual	automatic/manual	manual
HOLD function			x	x	
MAX/MIN function			x	x	
PEAK measurement				x	
Opening width of pliers			23 mm	57 mm	30 mm
Standard	EN/IEC 61010-1	EN/IEC 61010-1	EN/IEC 61010-1	EN/IEC 61010-1	EN/IEC 61010-1
Measurement range category	CAT III 600 V	CAT III 600 V	CAT III 1,000 V	CAT III 1,000 V	CAT III 600 V
Dimensions in mm	147 x 70 x 39	147 x 70 x 39	214,5 x 66 x 44	277 x 102 x 49	178 x 70 x 33

## Accessories

	9 V battery	9 V battery	9 V battery	9 V battery	9 V battery
Power supply	9 V battery	9 V battery	9 V battery	9 V battery	9 V battery
Order no., battery	<b>9004810000</b>	<b>9004810000</b>	<b>9004810000</b>	<b>9004810000</b>	<b>9004810000</b>
Accessories (included)	2 x Test wires with test probe 1 x Test wire with alligator clip 2 x Alligator clip 1 x Temperature probe 1 x Belt clip 1 x Spare fuse	2 x Test wires with test probe 1 x Belt clip	2 x Test wires 2 x Short test probe 2 x Long test probe 2 x Test wire with alligator clip, thin 2 x Test wire with alligator clip, wide 1 x Pliers adapter 1 x Carry case	2 x Test wires with test probe 1 x Carry case	2 x Test wires with test probe 1 x Test wire with alligator clip 2 x Alligator clip 1 x Temperature probe 1 x Belt clip 1 x Spare fuse 1 x Portable case
Order No.	<b>9205260000</b>	<b>9205270000</b>	<b>9205460000</b>	<b>9205270000</b>	<b>9205260000</b>
Accessories test wires	(without temperature probe)	(without temperature probe)	(without pliers adapter)	(without temperature probe)	(without temperature probe)

\*\*when connected with pliers adapter\* acc. to EN 61243-3, in all low-voltage systems up to 1,000 V

**Digital multimeters**

- Measures voltages up to 600 V
- Resistance measurement and semiconductor test
- Battery status display

**Temphaser**

Temphaser



- Voltage and resistance measurements
- Capacitance and frequency measurements
- Temperature measurement (including temp. probe)
- Phase sequence measurement

**Multimeter 125S**

Digital multimeter



- Voltage and resistance measurements
- Automatic measuring range selection



**Technical data**

DC voltage measuring range
Resolution of DC voltage
AC voltage measuring range
Resolution of AC voltage
Resistance measuring range
Measured capacitance value, min.
Frequency range, min.
Temperature measuring range
Working temperature, min.
Approvals
Weight
<b>Note</b>

<b>TEMPHASER</b>
0.2 - 600 V
0.2 - 600 V
0.2...2000 MΩ
20...20 mF
10...40 kHz
-20...750 °C
0...50 °C
EN/IEC 61010-1
340 g
<b>Note</b>

<b>MULTIMETER 125S</b>
0.32 - 600 V
0.32 - 600 V
0.32...30 MΩ
0...100 Hz
0...50 °C
EN/IEC 61010-1
323 g
<b>Note</b>

**Ordering data**

<b>Version</b>
<b>Note</b>

Type	Qty.	Order No.
TEMPHASER	1	9427300000
<b>Note</b>		

Type	Qty.	Order No.
MULTIMETER 125S	1	9425830000
<b>Note</b>		

**Accessories**

<b>Note</b>
-------------

Type	Qty.	Order No.
ZUB TEMPHASER	1	9205260000
BLOCKBATTERIE 9V	1	9004810000
Delivered without temperature probe		
<b>Note</b>		

Type	Qty.	Order No.
ZUB MULTIMETER	1	9205270000
BLOCKBATTERIE 9V	1	9004810000
Delivered without belt clip		
<b>Note</b>		

## Digital multimeters and current-measuring clamp-on attachment

### Digital multimeters and current-measuring clamp-on attachment

- Measures voltages up to 600 V
- Measures currents up to 600 A with clamp-on attachment
- Resistance measurement and semiconductor test
- Battery status display

### MG KIT CA 600

Digital multimeter + clamp-on attachment



- Capacitance measurement
- Frequency measurement
- Temperature measurement
- Phase sequence measurement



### Technical data

DC voltage measuring range
Resolution of DC voltage
AC voltage measuring range
Resolution of AC voltage
Measured current value, max.
Opening width of current-measuring clamp-on attachment
Resistance measuring range
Measured capacitance value, min.
Frequency range, min.
Temperature measuring range
Working temperature, min.
Approvals
Weight

#### Note

### Ordering data

Version

Note

### Accessories

Note

### MG KIT CA 600

0.2 - 600 V

0.2 - 600 V

600 A

30 mm

0.2...2000 MΩ

20

10...40 kHz

-20...750 °C

0...50 °C

910 g

Type	Qty.	Order No.
MG KIT CA 600	1	9427460000

Type	Qty.	Order No.
ZUB TEMPHASER	1	9205260000
BLOCKBATTERIE 9V	1	9004810000

Delivered without temperature probe and belt clip

**Digital multimeters**

- Measures voltages up to 1000 V
- Resistance measurement and semiconductor test
- Capacitance measurement
- MAX/MIN memory
- HOLD function
- Battery status display
- Carry case included

**Multimeter 1037**

Digital multimeter




- Voltage measurement
- Current measurement
- Resistance measurement
- Non-contact voltage measurement is possible
- Extensive accessories

**Multimeter 2606**

Digital clamp-on measuring device



- Currents up to 1000 A measurable with clamp-on attachment
- Frequency measurement
- Voltage measurement
- Current measurement
- PEAK function



**Technical data**

DC voltage measuring range  
 Resolution of DC voltage  
 AC voltage measuring range  
 Resolution of AC voltage  
 Measured current value, max.  
 Opening width of current-measuring clamp-on attachment  
 Resistance measuring range  
 Measured capacitance value, min.  
 Frequency range, min.  
 Temperature measuring range  
 Working temperature, min.  
 Approvals  
 Weight

**Note**

**Ordering data**

Version

Note

**Accessories**

Note

**MULTIMETER 1037**

0,2 - 1000 V

0,2 - 750 V

200 A

23 mm

0,2...200 kΩ

...200 µF

50...500 Hz

0...50 °C

EN/IEC 61010-1

258 g

**MULTIMETER C 2606**

0.4 - 1000 V

± 0.5%

0.4 - 1,000 V

± 0.5%

1000 A

57 mm

0.4...40 MΩ

40...4 µF

0.1...400 kHz

0...50 °C

VDE 0680, Part 5

540 g

Type	Qty.	Order No.
MULTIMETER 1037	1	9423580000

Type	Qty.	Order No.
MULTIMETER C 2606	1	9427370000

Type	Qty.	Order No.
ZUB MULTI 1037	1	9205460000
BLOCKBATTERIE 9V	1	9004810000

Pliers adapter or carry case are not included in the delivery of accessories

Type	Qty.	Order No.
ZUB MULTIMETER	1	9205270000
BLOCKBATTERIE 9V	1	9004810000

No carry case

**Accessories**

The accessories for our measuring instruments meet the same demanding standards for quality and safety as those used for our instruments.

**ZUB Temphaser**



Included in delivery	Qty.	Order No.
Test wire with test probe	2	
Test wire with alligator clip	1	
Alligator clip	2	
ZUB TEMPHASER		<b>9205260000</b>

**ZUB Multimeter 1037**



Test wire	2	
Short test probe	2	
Long test probe	2	
Test wire with alligator clip, thin	2	
Test wire with alligator clip, wide	2	
ZUB MULTI 1037		<b>9205460000</b>

**PS ZQV test adapter**



PS ZQV set: test wire with test probe	2	
PS ZQV: test probe	2	
PS_ZQV_SET		<b>1116710000</b>
PS_ZQV		<b>1121740000</b>

**ZUB Multimeter**



Test wire with test probe	2	
ZUB MULTIMETER		<b>9205270000</b>

**SKAI pouch**



SKAI Pouch for 2-pole voltage tester	1	<b>2544760000</b>
Test probe	1	<b>2565720000</b>

**Cable tester**

Test equipment to test Ethernet cables for:

- External voltage
- Cable breakage
- Wire breakage
- Short-circuit
- Crossed wires
- Checking for twisted wires
- Testable cable length: max. 1000 m
- Wire connection: RJ45
- External-voltage resistance: 80 V AC / DC

**LAN USB**

LAN continuity tester



- Network cable tester for LAN and USB connections
- Including remote tester
- Connection option for RJ45 plug
- Manual and automatic test
- Display of connection faults (cable breakage, wrong connection, incorrect wiring)

**IE-CT**



- External voltage
- External-voltage resistance: 80 V AC / DC



**Technical data**

Display	
Testable cable length, max.	
Supply	
Type of connection	
Remote box dimensions	
Remote box weight	
Depth / Width / Height	mm
Weight	
<b>Note</b>	

LED	
1000	
9V battery	
RJ45, USB A, USB B	
65 x 28 x 27 mm	
30 g	
65 / 135 / 27	
174 g	

9V battery	
/ 70 / 36	
185 g	

**Ordering data**

<b>Version</b>	
<b>Note</b>	

Type	Qty.	Order No.
LAN USB TESTER	1	9205400000
Battery, accessories and bag included in delivery		

Type	Qty.	Order No.
IE-CT	1	8808420000
Further test boxes on request Battery included		



## Non-contact magnetic field and voltage tester

### Non-contact voltage testers

#### VT CL

Non-contact voltage tester



- Overvoltage category CAT IV 1000V
- Visible and acoustic voltage display
- Water-resistant and robust housing

#### VT LCL

Non-contact voltage tester



- Overvoltage category CAT IV 1000V
- Visible and acoustic voltage display
- Integrated flashlight
- Two selectable voltage levels / sensitivity ranges
- Including battery monitoring

# G

### Technical data

Nominal voltage
Display
Protection degree
Measuring range category
Battery type
Approvals
Weight
<b>Note</b>

<b>VT CL</b>
90 V AC...1000 V AC
Visual & acoustic
IP65
CAT IV 1000 V
1.5 V type AAA battery
DIN EN 61010-1, DIN EN 61326
60 g

<b>VT LCL</b>
12 V AC...1000 V AC
Visual & acoustic
IP65
CAT IV 1000 V
1.5 V type AAA battery
DIN EN 61010-1, DIN EN 61326
60 g

### Ordering data

<b>Version</b>
<b>Note</b>

Type	Qty.	Order No.
VT CL	1	2436660000

Type	Qty.	Order No.
VT LCL	1	2436670000

### Accessories

<b>Note</b>
-------------

Type	Qty.	Order No.
BATTERIE 1,5V MICRO	2	9201310000

Type	Qty.	Order No.
BATTERIE 1,5V MICRO	2	9201310000

Continuity testers and non-contact magnetic field testers

**VT M**

Non-contact magnetic field tester



- Integrated flashlight
- Magnetic field displayed with a red LED
- Water-resistant and robust housing
- Including battery monitoring

**VT CTL**

Continuity tester



- Flashlight function with continuous light
- Visual and acoustic feed-through
- Resistant to interference voltage

**Technical data**

Display
Protection degree
Battery type
Approvals
Weight
<b>Note</b>

<b>VT M</b>
Visual & acoustic
IP65
1.5 V type AAA battery
DIN EN 61010-1, DIN EN 61326
60 g
<b>Note</b>

<b>VT CTL</b>
Visual & acoustic
IP44
1.5 V type AAA battery
DIN EN 61010-1
140 g
<b>Note</b>

**Ordering data**

<b>Version</b>
<b>Note</b>

Type	Qty.	Order No.
VT M	1	2436680000
<b>Note</b>		

Type	Qty.	Order No.
VT CTL	1	2436690000
<b>Note</b>		

**Accessories**

<b>Note</b>
-------------

Type	Qty.	Order No.
BATTERIE 1,5V MICRO	2	9201310000
<b>Note</b>		

Type	Qty.	Order No.
BATTERIE 1,5V MICRO	2	9201310000
<b>Note</b>		



# Tool sets

<b>Tool sets</b>	Introduction	H.2
	Tool chest	H.4
	Tool case	H.6
	Crimp sets and accessories	H.24
	multi-stripax® PV and PV Set WM4	H.29
	Inserts	H.30
	Assortment boxes and cases	H.32

# Within easy reach, always the right tool at hand

## Extensively equipped bags and cases by Weidmüller

### Tool cases and bags by Weidmüller

Within easy reach, always the right tool at hand - This helps efficient work with minimised search- and preparation times. The new product combinations present user benefits such as optimum functionality and offer practical factory equipment. The extensive and user-specific equipment provides the right tool for every application. The new Stripax® Ultimate is extremely suitable for hard and halogen-free insulation material. In addition the new two-pole voltage testers, such as the VT Digi Pro, provide a wide measuring range from 1 up to 1.000V AC/DC and high functionality by continuity test, rotating field display and resistance measurement.

### Our easy to handle tool sets

Our tool bags are available in two different sizes and with various equipment. The P Bag has the size 260x170x50 mm while the P Bag XL is larger with the dimensions 320x220x50 mm. Both cases are reinforced and are fitted with a robust zip.

### Our comprehensive tool case

Both tool cases offer large storage room with enough space for further components and tools. The Pro Case is a soft case with an adjustable carry strap. It features an inside pocket for documents as well as various rubber brackets for separate tools. The two side pockets can be opened and offer a variety of brackets for stowing different tools. In addition, there are small velcro fastened pockets to offer simple storage.

The lockable hard sided suitcase, Top Case, is constructed from robust polypropylene with wheels as well as a sturdy and ergonomic two-component carry strap. The case is shock-resistant even under temperature fluctuations. The two suitcase shells are connected with hinges and meshed with an aluminium frame. The case provides additional space for stowing different tools. If the space should prove insufficient, each tool panel can be removed to increase the storage potential. Furthermore different separators in the bottom area ensure order and clarity.





# Organisation and efficiency at the workplace

## The Weidmüller tool chest with interchangeable tool inserts

Wiring a cabinet consumes a lot of time, but it must be done. With the Weidmüller tool chest, tools and working materials can be organised optimally for quick and efficient access at any time. That saves time and reduces costs.

The Weidmüller tool chest combines the best quality with intelligent features. The foam inserts are perfectly tailored to the drawers. Due to their three-part division, individual drawer layouts fit together so that tools are sorted according to their application. If a layout is empty, a label indicates which tool is missing. A QR code links to the relevant information and application videos in the online catalogue.

You will find more details in the online catalogue.

### Technical data

Type	Description of article	Order No.	Qty.
Tool Chest	tool chest empty	2683640000	1
TC LDRW	perforated rear panel	2683650000	1
TC BHLE	container strip	2683660000	1
TC ZUAL	add-on tray	2683670000	1
TC PRHA	paper roll holder	2683680000	1
TC SDHA	spray can holder	2683690000	1
TC ABFBH	waste container	2683700000	1
TC TFTHA	TFT monitor mount	2683710000	1

**Note:** Available end of 2nd Quarter 2019



### Technical data

Type	Description of article	Order No.	Qty.
TC INL BIG 1	Foam inlay universal big	2683720000	1
TC INL THIRD 1	Foam inlay 16mm <sup>2</sup> + CST	2683740000	1
TC INL THIRD 2	Foam inlay pliers	2683760000	1
TC INL THIRD 3	Foam inlay 50 mm <sup>2</sup>	2683780000	1
TC INL THIRD 4	Foam inlay screwdrivers	2683800000	1
TC INL THIRD 5	Foam inlay wrenches	2683820000	1
TC INL THIRD 6	Foam inlay socket set	2683840000	1
TC INL THIRD 7	Foam inlay tester	2683860000	1
TC INL THIRD 8	Foam inlay multimeter	2683880000	1
TC INL THIRD 9	Foam inlay clamp meter	2683900000	1
TC INL THIRD 10	Foam inlay workplace solution	2683920000	1
TC INL BIG EMPTY 1	Foam inlay universal big empty	2683730000	1
TC INL THIRD EMPTY 1	Foam inlay 16mm <sup>2</sup> + CST empty	2683750000	1
TC INL THIRD EMPTY 2	Foam inlay pliers empty	2683770000	1
TC INL THIRD EMPTY 3	Foam inlay 50 mm <sup>2</sup> empty	2683790000	1
TC INL THIRD EMPTY 4	Foam inlay screwdrivers empty	2683810000	1
TC INL THIRD EMPTY 5	Foam inlay wrenches empty	2683830000	1
TC INL THIRD EMPTY 6	Foam inlay socket set empty	2683850000	1
TC INL THIRD EMPTY 7	Foam inlay tester empty	2683870000	1
TC INL THIRD EMPTY 8	Foam inlay multimeter empty	2683890000	1
TC INL THIRD EMPTY 9	Foam inlay clamp meter empty	2683910000	1
TC INL THIRD EMPTY 10	Foam inlay workplace solution empty	2683930000	1
TC INL THIRD EMPTY 1 FIELD	Foam inlay 1 free field	2683940000	1
TC INL THIRD EMPTY 2 FIELDS	Foam inlay 2 free fields	2683950000	1
TC INL THIRD EMPTY 3 FIELDS	Foam inlay 3 free fields	2683960000	1

**Note:** Available end of 2nd Quarter 2019





#### Subsequent expansion

Both sides have standard perforated walls. An optional perforated wall for the rear allows the retrofitting of additional elements.



#### Great flexibility

The three-part foam inserts enable application-specific drawer layouts. The moulds of the tool inserts have a universal design making them suitable for different tools.



#### Distinct labelling

Highly discernable markers show designation and article number and indicate the location of each tool. A QR code links to further information on the tool in the online catalogue.

Tool case

Pro Case Premium



Top Case Premium



Assembly

Description of article	Type	Qty.
Sheathing strippers	AM 25	1
Cutting tool for up to 8 mm outside diameter	KT 8	1
Stripping tool for up to 10 mm <sup>2</sup>	STRIPAX	1
Crimping tool	PZ 6 ROTO L	1
Wire-end ferrule	H-BOX 0,5-2,5QMM DIN	1
Sheathing stripper for UTP and STP data cables	AM 12	1
Voltage tester up to 1000 V / 100 Hz LCD	VT DIGI PRO	1
Voltage tester up to 690 V / 100 Hz LED	VT COMBI PRO	1
Toolbox, empty	Pro Case leer	1
Junction box sheathing stripper with indiv. core stripping unit and longitudinal cutter	STRIPPER ROUND TOP	1
VDE-insulated long-nose pliers with cutter, 160 mm long	FRZ S 160	1
VDE-insulated diagonal-cutting pliers, 180 mm long	SE HD 180	1
VDE-insulated combination pliers, 180 mm long	KBZ 180	1
VDE-insulated round-nose pliers with long jaws	RZ 160	1
VDE-insulated wire-stripping pliers for conductors up to 5mm diameter	AIZ 160	1
Universal electrical cabinet key	CROSS-KEY UNIVERSAL	1
Combined cutting/screwing tool	SWIFTY SET	1
Screwing tool	SK WSD-S 1,5-10,0	1
Slotted and crosshead PH screwdriver set	SD Set S2.5-5.5/PH1/2	1
VDE-insulated Slotted and crosshead PH-SD screwdriver set, SlimLine	SDI SL S3.5-6.5/PH1/2	1
Allen key with ball head	SKS 2,0-8,0 MR	1
Interchangeable bit for slotted screws, size 0.5 x 3	WK S 0,5x3,0	1
Torque screwdriver, from 0.5-1.7 Nm	DMS MANUELL 0,5-1,7	1

Assembly

Description of article	Type	Qty.
Sheathing strippers	AM 25	1
Cutting tool for up to 8 mm outside diameter	KT 8	1
Stripping tool for up to 10 mm <sup>2</sup>	STRIPAX	1
Crimping tool	PZ 6 ROTO L	1
Wire-end ferrule	H-BOX 0,5-2,5QMM DIN	1
Sheathing stripper for UTP and STP data cables	AM 12	1
Voltage tester up to 1000 V / 100 Hz LCD	VT DIGI PRO	1
Voltage tester up to 690 V / 100 Hz LED	VT COMBI PRO	1
Toolbox, empty	TOP CASE	1
Junction box sheathing stripper with indiv. core stripping unit and longitudinal cutter	STRIPPER ROUND TOP	1
VDE-insulated long-nose pliers with cutter, 160 mm long	FRZ S 160	1
VDE-insulated diagonal-cutting pliers, 180 mm long	SE HD 180	1
VDE-insulated combination pliers, 180 mm long	KBZ 180	1
VDE-insulated round-nose pliers with long jaws	RZ 160	1
VDE-insulated wire-stripping pliers for conductors up to 5mm diameter	AIZ 160	1
Universal electrical cabinet key	CROSS-KEY UNIVERSAL	1
Combined cutting/screwing tool	SWIFTY SET	1
Screwing tool	SK WSD-S 1,5-10,0	1
Slotted and crosshead PH screwdriver set	SD Set S2.5-5.5/PH1/2	1
VDE-insulated Slotted and crosshead PH-SD screwdriver set, SlimLine	SDI SL S3.5-6.5/PH1/2	1
Allen key with ball head	SKS 2,0-8,0 MR	1
Interchangeable bit for slotted screws, size 0.5 x 3	WK S 0,5x3,0	1
Torque screwdriver, from 0.5-1.7 Nm	DMS MANUELL 0,5-1,7	1

Technical data

Depth / Width / Height	170 / 480 / 400 mm
Weight	8500 g

Technical data

Depth / Width / Height	352 / 465 / 255 mm
Weight	11300 g

Ordering data

Type	Qty.	Order No.
Pro Case Premium	1	9202460000
Pro Case leer	1	9202470000

Ordering data

Type	Qty.	Order No.
TOP CASE PREMIUM	1	1345320000
TOP CASE	1	1345330000

## Pro Case Insta



## Assembly

Description of article	Type	Qty.
Sheathing strippers	AM 25	1
Cutting tool for up to 8 mm outside diameter	KT 8	1
Stripping tool for up to 10 mm <sup>2</sup>	STRIPAX	1
Crimping tool	PZ 6 ROTO L	1
Wire-end ferrule	H-BOX 0,5-2,5QMM DIN	1
Sheathing stripper for UTP and STP data cables	AM 12	1
Voltage tester up to 690 V / 100 Hz LED	VT COMBI PRO	1
Tape measure	FLEXIMET 5 M	1
Toolbox, empty	Pro Case leer	1
Junction box sheathing stripper with indiv. core stripping unit and longitudinal cutter	STRIPPER ROUND TOP	1
VDE-insulated long-nose pliers with cutter, 160 mm long	FRZ S 160	1
VDE-insulated diagonal-cutting pliers, 180 mm long	SE HD 180	1
VDE-insulated combination pliers, 180 mm long	KBZ 180	1
Universal electrical cabinet key	CROSS-KEY UNIVERSAL	1
Screwing tool	SK WSD-S 1,5-10,0	1
VDE-insulated Slotted and crosshead PH-SD screwdriver set, SlimLine	SDI SL S3.5-6.5/PH1/2	1
Allen key with ball head	SKS 2,0-8,0 MR	1
Ring spanner set	PACK HEXA 8-13	1

## Technical data

Depth / Width / Height	170 / 480 / 400 mm
Weight	7680 g

## Ordering data

Type	Qty.	Order No.
Pro Case Insta	1	9203160000
Pro Case leer	1	9202470000

## Top Case Insta



## Assembly

Description of article	Type	Qty.
Sheathing strippers	AM 25	1
Cutting tool for up to 8 mm outside diameter	KT 8	1
Stripping tool for up to 10 mm <sup>2</sup>	STRIPAX	1
Crimping tool	PZ 6 ROTO L	1
Wire-end ferrule	H-BOX 0,5-2,5QMM DIN	1
Sheathing stripper for UTP and STP data cables	AM 12	1
Voltage tester up to 690 V / 100 Hz LED	VT COMBI PRO	1
Tape measure	FLEXIMET 5 M	1
Toolbox, empty	TOP CASE	1
Junction box sheathing stripper with indiv. core stripping unit and longitudinal cutter	STRIPPER ROUND TOP	1
VDE-insulated long-nose pliers with cutter, 160 mm long	FRZ S 160	1
VDE-insulated diagonal-cutting pliers, 180 mm long	SE HD 180	1
VDE-insulated combination pliers, 180 mm long	KBZ 180	1
Universal electrical cabinet key	CROSS-KEY UNIVERSAL	1
Screwing tool	SK WSD-S 1,5-10,0	1
VDE-insulated Slotted and crosshead PH-SD screwdriver set, SlimLine	SDI SL S3.5-6.5/PH1/2	1
Allen key with ball head	SKS 2,0-8,0 MR	1
Ring spanner set	PACK HEXA 8-13	1

## Technical data

Depth / Width / Height	352 / 465 / 255 mm
Weight	10.8 kg

## Ordering data

Type	Qty.	Order No.
TOP CASE INSTA	1	1345310000
TOP CASE	1	1345330000

Tool case

Pro Case 16



Top Case 16



Assembly

Description of article	Type	Qty.
Cutting tool for up to 8 mm outside diameter	KT 8	1
VDE-insulated combination pliers, 180 mm long	KBZ 180	1
VDE-insulated diagonal-cutting pliers, 180 mm long	SE HD 180	1
VDE-insulated long-nose pliers with cutter, 160 mm long	FRZ S 160	1
Stripping tool for up to 10 mm <sup>2</sup>	STRIPAX	1
Stripping tool for up to 16 mm <sup>2</sup>	STRIPAX 16	1
Sheathing strippers	AM 16	1
Crimping tool	PZ 6 ROTO L	1
Crimping tool	PZ 16	1
VDE-insulated Slotted and crosshead PH-SD screwdriver set, SlimLine	SDI SL S3 5-6.5/PH1/2	1
Voltage tester up to 1000 V / 100 Hz LCD	VT DIGI PRO	1
Non-contact voltage tester	VT LCL	1
Continuity testers	VT CTL	1
Wire-end ferrule	H-BOX 0,5-2,50MM DIN	1
Wire-end ferrule	H-BOX 4,0-16,00MM DIN	1
Tape measure	FLEXIMET 5 M	1
Toolbox, empty	Pro Case leer	1

Assembly

Description of article	Type	Qty.
Cutting tool for up to 8 mm outside diameter	KT 8	1
VDE-insulated combination pliers, 180 mm long	KBZ 180	1
VDE-insulated diagonal-cutting pliers, 180 mm long	SE HD 180	1
VDE-insulated long-nose pliers with cutter, 160 mm long	FRZ S 160	1
Stripping tool for up to 10 mm <sup>2</sup>	STRIPAX	1
Stripping tool for up to 16 mm <sup>2</sup>	STRIPAX 16	1
Sheathing strippers	AM 16	1
Crimping tool	PZ 6 ROTO L	1
Crimping tool	PZ 16	1
VDE-insulated Slotted and crosshead PH-SD screwdriver set, SlimLine	SDI SL S3 5-6.5/PH1/2	1
Voltage tester up to 1000 V / 100 Hz LCD	VT DIGI PRO	1
Non-contact voltage tester	VT LCL	1
Continuity testers	VT CTL	1
Wire-end ferrule	H-BOX 0,5-2,50MM DIN	1
Wire-end ferrule	H-BOX 4,0-16,00MM DIN	1
Tape measure	FLEXIMET 5 M	1
Toolbox, empty	TOP CASE	1

Technical data

Depth / Width / Height	170 / 480 / 400 mm
Weight	

Technical data

Depth / Width / Height	352 / 465 / 255 mm
Weight	

Ordering data

Type	Qty.	Order No.
PRO CASE 16	1	2602270000
Pro Case leer	1	9202470000

Ordering data

Type	Qty.	Order No.
TOP CASE 16	1	2602310000
TOP CASE	1	1345330000



Pro Case UL



Assembly

Description of article	Type	Qty.
Cutting tool for up to 8 mm outside diameter	KT 8	1
VDE-insulated combination pliers, 180 mm long	KBZ 180	1
VDE-insulated diagonal-cutting pliers, 180 mm long	SE HD 180	1
VDE-insulated long-nose pliers with cutter, 160 mm long	FRZ S 160	1
Stripping tool for up to 10 mm <sup>2</sup>	STRIPAX	1
Junction box sheathing stripper with indiv. core stripping unit and longitudinal cutter	STRIPPER ROUND TOP	1
Wire stripper unit	STRIPAX ULTIMATE	1
Sheathing strippers	AM 16	1
Crimping tool	PZ 10 HEX	1
Screwing tool	SK WSD-S 1,5-10,0	1
VDE-insulated Slotted and crosshead PH-SD screwdriver set, SlimLine	SDI SL S3.5-6.5/PH1/2	1
Slotted and crosshead PH screwdriver set	SD Set S2.5-5.5/PH1/2	1
Universal electrical cabinet key	CROSS-KEY UNIVERSAL	1
Voltage tester up to 1000 V / 100 Hz LCD	VT DIGI PRO	1
Non-contact voltage tester	VT LCL	1
Continuity testers	VT CTL	1
Wire-end ferrule	H-BOX 0,5-2,5QMM DIN	1
Tape measure	FLEXIMET 5 M	1
Toolbox, empty	Pro Case leer	1

Technical data

Depth / Width / Height	170 / 480 / 400 mm
Weight	

Ordering data

Type	Qty.	Order No.
PRO CASE UL	1	2602260000
Pro Case leer	1	9202470000

Top Case UL



Assembly

Description of article	Type	Qty.
Cutting tool for up to 8 mm outside diameter	KT 8	1
VDE-insulated combination pliers, 180 mm long	KBZ 180	1
VDE-insulated diagonal-cutting pliers, 180 mm long	SE HD 180	1
VDE-insulated long-nose pliers with cutter, 160 mm long	FRZ S 160	1
Stripping tool for up to 10 mm <sup>2</sup>	STRIPAX	1
Junction box sheathing stripper with indiv. core stripping unit and longitudinal cutter	STRIPPER ROUND TOP	1
Wire stripper unit	STRIPAX ULTIMATE	1
Sheathing strippers	AM 16	1
Crimping tool	PZ 10 HEX	1
Screwing tool	SK WSD-S 1,5-10,0	1
VDE-insulated Slotted and crosshead PH-SD screwdriver set, SlimLine	SDI SL S3.5-6.5/PH1/2	1
Slotted and crosshead PH screwdriver set	SD Set S2.5-5.5/PH1/2	1
Universal electrical cabinet key	CROSS-KEY UNIVERSAL	1
Voltage tester up to 1000 V / 100 Hz LCD	VT DIGI PRO	1
Non-contact voltage tester	VT LCL	1
Continuity testers	VT CTL	1
Wire-end ferrule	H-BOX 0,5-2,5QMM DIN	1
Tape measure	FLEXIMET 5 M	1
Toolbox, empty	TOP CASE	1

Technical data

Depth / Width / Height	352 / 465 / 255 mm
Weight	

Ordering data

Type	Qty.	Order No.
TOP CASE UL	1	2602300000
TOP CASE	1	1345330000

Tool case

Pro Case ELEC



Top Case ELEC



Assembly

Description of article	Type	Qty.
Cutting tool for up to 8 mm outside diameter	KT 8	1
VDE-insulated combination pliers, 180 mm long	KBZ 180	1
VDE-insulated diagonal-cutting pliers, 180 mm long	SE HD 180	1
VDE-insulated long-nose pliers with cutter, 160 mm long	FRZ S 160	1
Stripping tool for up to 10 mm <sup>2</sup>	STRIPAX	1
Wire stripper unit	STRIPAX ULTIMATE	1
Sheathing strippers	AM 16	1
Junction box sheathing stripper with indiv. core stripping unit and longitudinal cutter	STRIPPER ROUND TOP	1
Crimping tool	PZ 10 HEX	1
Crimping tool for insulated connectors, 0.5-6 mm <sup>2</sup>	CTI 6	1
Screwing tool	SK WSD-S 1,5-10,0	1
VDE-insulated Slotted and crosshead PH-SD screwdriver set, SlimLine	SDI SL S3.5-6.5/PH1/2	1
Slotted and crosshead PH screwdriver set	SD Set S2.5-5.5/PH1/2	1
Universal electrical cabinet key	CROSS-KEY UNIVERSAL	1
Voltage tester up to 1000 V / 100 Hz LCD	VT DIGI PRO	1
Non-contact voltage tester	VT LCL	1
Continuity testers	VT CTL	1
Wire-end ferrule	H-BOX 0,5-2,50MM DIN	1
Tape measure	FLEXIMET 5 M	1
Toolbox, empty	Pro Case leer	1

Assembly

Description of article	Type	Qty.
Cutting tool for up to 8 mm outside diameter	KT 8	1
VDE-insulated combination pliers, 180 mm long	KBZ 180	1
VDE-insulated diagonal-cutting pliers, 180 mm long	SE HD 180	1
VDE-insulated long-nose pliers with cutter, 160 mm long	FRZ S 160	1
Stripping tool for up to 10 mm <sup>2</sup>	STRIPAX	1
Wire stripper unit	STRIPAX ULTIMATE	1
Sheathing strippers	AM 16	1
Junction box sheathing stripper with indiv. core stripping unit and longitudinal cutter	STRIPPER ROUND TOP	1
Crimping tool	PZ 10 HEX	1
Crimping tool for insulated connectors, 0.5-6 mm <sup>2</sup>	CTI 6	1
Screwing tool	SK WSD-S 1,5-10,0	1
VDE-insulated Slotted and crosshead PH-SD screwdriver set, SlimLine	SDI SL S3.5-6.5/PH1/2	1
Slotted and crosshead PH screwdriver set	SD Set S2.5-5.5/PH1/2	1
Universal electrical cabinet key	CROSS-KEY UNIVERSAL	1
Voltage tester up to 1000 V / 100 Hz LCD	VT DIGI PRO	1
Non-contact voltage tester	VT LCL	1
Continuity testers	VT CTL	1
Wire-end ferrule	H-BOX 0,5-2,50MM DIN	1
Tape measure	FLEXIMET 5 M	1
Toolbox, empty	TOP CASE	1

Technical data

Depth / Width / Height	170 / 480 / 400 mm
Weight	

Technical data

Depth / Width / Height	352 / 465 / 255 mm
Weight	

Ordering data

Type	Qty.	Order No.
PRO CASE ELEC	1	2602280000
Pro Case leer	1	9202470000

Ordering data

Type	Qty.	Order No.
TOP CASE ELEC	1	2602320000
TOP CASE	1	1345330000

## Pro Case CAB



## Assembly

Description of article	Type	Qty.
Cutting tool for up to 8 mm outside diameter	KT 8	1
VDE-insulated combination pliers, 180 mm long	KBZ 180	1
VDE-insulated diagonal-cutting pliers, 180 mm long	SE HD 180	1
VDE-insulated long-nose pliers with cutter, 160 mm long	FRZ S 160	1
Stripping tool for up to 10 mm <sup>2</sup>	STRIPAX	1
Junction box sheathing stripper with indiv. core stripping unit and longitudinal cutter	STRIPPER ROUND TOP	1
Crimping tool	PZ 10 HEX	1
Combined cutting/screwing tool	SWIFTY SET	1
Screwing tool	SK WSD-S 1,5-10,0	1
VDE-insulated Slotted and crosshead PH-SD screwdriver set, SlimLine	SDI SL S3 5-6.5/PH1/2	1
Universal electrical cabinet key	CROSS-KEY UNIVERSAL	1
Torx wrenches with hole drilled in tip, 8-piece set	TH-S 9-40	1
Voltage tester up to 1000 V / 100 Hz LCD	VT DIGI PRO	1
Non-contact voltage tester	VT LCL	1
Wire-end ferrule	H-BOX 0,5-2,5QMM DIN	1
Continuity testers	VT CTL	1
Tape measure	FLEXIMET 5 M	1
Toolbox, empty	Pro Case leer	1

## Technical data

Depth / Width / Height	170 / 480 / 400 mm
Weight	

## Ordering data

Type	Qty.	Order No.
PRO CASE CAB	1	2602250000
Pro Case leer	1	9202470000

## Top Case CAB



## Assembly

Description of article	Type	Qty.
Cutting tool for up to 8 mm outside diameter	KT 8	1
VDE-insulated combination pliers, 180 mm long	KBZ 180	1
VDE-insulated diagonal-cutting pliers, 180 mm long	SE HD 180	1
VDE-insulated long-nose pliers with cutter, 160 mm long	FRZ S 160	1
Stripping tool for up to 10 mm <sup>2</sup>	STRIPAX	1
Junction box sheathing stripper with indiv. core stripping unit and longitudinal cutter	STRIPPER ROUND TOP	1
Crimping tool	PZ 10 HEX	1
Combined cutting/screwing tool	SWIFTY SET	1
Screwing tool	SK WSD-S 1,5-10,0	1
VDE-insulated Slotted and crosshead PH-SD screwdriver set, SlimLine	SDI SL S3 5-6.5/PH1/2	1
Universal electrical cabinet key	CROSS-KEY UNIVERSAL	1
Torx wrenches with hole drilled in tip, 8-piece set	TH-S 9-40	1
Voltage tester up to 1000 V / 100 Hz LCD	VT DIGI PRO	1
Non-contact voltage tester	VT LCL	1
Wire-end ferrule	H-BOX 0,5-2,5QMM DIN	1
Continuity testers	VT CTL	1
Tape measure	FLEXIMET 5 M	1
Toolbox, empty	TOP CASE	1

## Technical data

Depth / Width / Height	352 / 465 / 255 mm
Weight	

## Ordering data

Type	Qty.	Order No.
TOP CASE CAB	1	2602290000
TOP CASE	1	1345330000



Tool case

P BAG XL SET1



Assembly

Description of article	Type	Qty.
Toolbag, empty	P BAG BIG	1
Cutting tool for up to 8 mm outside diameter	KT 8	1
Stripping tool for up to 10 mm <sup>2</sup>	STRIPAX	1
Sheathing strippers	AM 25	1
Crimping tool	PZ 6 ROTO L	1
Voltage tester up to 690 V / 100 Hz LED	VT COMBI PRO	1
VDE-insulated crosshead screwdriver, Phillips size 1, SlimLine	SDIK PH1 SL	1
VDE-insulated crosshead screwdriver, Phillips size 2, SlimLine	SDIK PH2 SL	1
VDE-insulated screwdriver with slotted blade 0.6x3.5x100, SlimLine	SDIS SL 0.6X3.5X100	1
VDE-insulated screwdriver with slotted blade 0.8x4.0x100, SlimLine	SDIS SL 0.8X4.0X100	1

P BAG XL SET2



Assembly

Description of article	Type	Qty.
Toolbag, empty	P BAG BIG	1
Cutting tool for up to 8 mm outside diameter	KT 8	1
Stripping tool for up to 10 mm <sup>2</sup>	STRIPAX	1
Sheathing strippers	AM 25	1
Crimping tool	PZ 6 ROTO L	1
VDE-insulated crosshead screwdriver, Phillips size 1, SlimLine	SDIK PH1 SL	1
VDE-insulated crosshead screwdriver, Phillips size 2, SlimLine	SDIK PH2 SL	1
VDE-insulated screwdriver with slotted blade 0.6x3.5x100, SlimLine	SDIS SL 0.6X3.5X100	1
VDE-insulated screwdriver with slotted blade 0.8x4.0x100, SlimLine	SDIS SL 0.8X4.0X100	1
Voltage tester up to 1000 V / 100 Hz LCD	VT DIGI PRO	1

H

Technical data

Depth / Width / Height	220 / 320 / 60 mm
Weight	

Ordering data

Type	Qty.	Order No.
P BAG XL SET 1	1	2602110000
P BAG BIG	1	2576620000

Technical data

Depth / Width / Height	220 / 320 / 60 mm
Weight	

Ordering data

Type	Qty.	Order No.
P BAG XL SET 2	1	2602120000
P BAG BIG	1	2576620000

## P BAG XL SET3



## Assembly

Description of article	Type	Qty.
Toolbag, empty	P BAG BIG	1
Cutting tool for up to 8 mm outside diameter	KT 8	1
Stripping tool for up to 10 mm <sup>2</sup>	STRIPAX	1
Sheathing strippers	AM 25	1
Crimping tool	PZ 10 HEX	1
VDE-insulated crosshead screwdriver, Phillips size 1, SlimLine	SDIK PH1 SL	1
VDE-insulated crosshead screwdriver, Phillips size 2, SlimLine	SDIK PH2 SL	1
VDE-insulated screwdriver with slotted blade 0.6x3.5x100, SlimLine	SDIS SL 0.6X3.5X100	1
VDE-insulated screwdriver with slotted blade 0.8x4.0x100, SlimLine	SDIS SL 0.8X4.0X100	1
Voltage tester up to 690 V / 100 Hz LED	VT COMBI PRO	1

## Technical data

Depth / Width / Height	220 / 320 / 60 mm
Weight	

## Ordering data

Type	Qty.	Order No.
P BAG XL SET 3	1	2602130000
P BAG BIG	1	2576620000

## P BAG XL SET4



## Assembly

Description of article	Type	Qty.
Toolbag, empty	P BAG BIG	1
Cutting tool for up to 8 mm outside diameter	KT 8	1
Stripping tool for up to 10 mm <sup>2</sup>	STRIPAX	1
Sheathing strippers	AM 25	1
Crimping tool	PZ 10 HEX	1
VDE-insulated crosshead screwdriver, Phillips size 1, SlimLine	SDIK PH1 SL	1
VDE-insulated crosshead screwdriver, Phillips size 2, SlimLine	SDIK PH2 SL	1
VDE-insulated screwdriver with slotted blade 0.6x3.5x100, SlimLine	SDIS SL 0.6X3.5X100	1
VDE-insulated screwdriver with slotted blade 0.8x4.0x100, SlimLine	SDIS SL 0.8X4.0X100	1
Voltage tester up to 1000 V / 100 Hz LCD	VT DIGI PRO	1

## Technical data

Depth / Width / Height	220 / 320 / 60 mm
Weight	

## Ordering data

Type	Qty.	Order No.
P BAG XL SET 4	1	2602140000
P BAG BIG	1	2576620000

**P BAG XL SET5**



**Assembly**

Description of article	Type	Qty.
Toolbag, empty	P BAG BIG	1
Cutting tool for up to 8 mm outside diameter	KT 8	1
Stripping tool for up to 10 mm <sup>2</sup>	STRIPAX	1
Sheathing strippers	AM 25	1
Crimping tool	PZ 10 SQR	1
VDE-insulated crosshead screwdriver, Phillips size 1, SlimLine	SDIK PH1 SL	1
VDE-insulated crosshead screwdriver, Phillips size 2, SlimLine	SDIK PH2 SL	1
VDE-insulated screwdriver with slotted blade 0.6x3.5x100, SlimLine	SDIS SL 0.6X3.5X100	1
VDE-insulated screwdriver with slotted blade 0.8x4.0x100, SlimLine	SDIS SL 0.8X4.0X100	1
Voltage tester up to 690 V / 100 Hz LED	VT COMBI PRO	1

**P BAG XL SET6**



**Assembly**

Description of article	Type	Qty.
Toolbag, empty	P BAG BIG	1
Cutting tool for up to 8 mm outside diameter	KT 8	1
Stripping tool for up to 10 mm <sup>2</sup>	STRIPAX	1
Sheathing strippers	AM 25	1
Crimping tool	PZ 10 SQR	1
VDE-insulated crosshead screwdriver, Phillips size 1, SlimLine	SDIK PH1 SL	1
VDE-insulated crosshead screwdriver, Phillips size 2, SlimLine	SDIK PH2 SL	1
VDE-insulated screwdriver with slotted blade 0.6x3.5x100, SlimLine	SDIS SL 0.6X3.5X100	1
VDE-insulated screwdriver with slotted blade 0.8x4.0x100, SlimLine	SDIS SL 0.8X4.0X100	1
Voltage tester up to 1000 V / 100 Hz LCD	VT DIGI PRO	1

**Technical data**

Depth / Width / Height	220 / 320 / 60 mm
Weight	

**Ordering data**

Type	Qty.	Order No.
P BAG XL SET 5	1	2602150000
P BAG BIG	1	2576620000

**Technical data**

Depth / Width / Height	220 / 320 / 60 mm
Weight	

**Ordering data**

Type	Qty.	Order No.
P BAG XL SET 6	1	2602160000
P BAG BIG	1	2576620000

**P BAG XL SET7**



**Assembly**

Description of article	Type	Qty.
Toolbag, empty	P BAG BIG	1
Cutting tool for up to 8 mm outside diameter	KT 8	1
Sheathing strippers	AM 25	1
Wire stripper unit	STRIPAX ULTIMATE	1
Crimping tool	PZ 6 ROTO L	1
VDE-insulated crosshead screwdriver, Phillips size 1, SlimLine	SDIK PH1 SL	1
VDE-insulated crosshead screwdriver, Phillips size 2, SlimLine	SDIK PH2 SL	1
VDE-insulated screwdriver with slotted blade 0.6x3.5x100, SlimLine	SDIS SL 0.6X3.5X100	1
VDE-insulated screwdriver with slotted blade 0.8x4.0x100, SlimLine	SDIS SL 0.8X4.0X100	1
Voltage tester up to 1000 V / 100 Hz LCD	VT DIGI PRO	1

**Technical data**

Depth / Width / Height	220 / 320 / 60 mm
Weight	

**Ordering data**

Type	Qty.	Order No.
P BAG XL SET 7	1	2602170000
P BAG BIG	1	2576620000

**P BAG XL SET8**



**Assembly**

Description of article	Type	Qty.
Toolbag, empty	P BAG BIG	1
Cutting tool for up to 8 mm outside diameter	KT 8	1
Sheathing strippers	AM 25	1
Wire stripper unit	STRIPAX ULTIMATE	1
Crimping tool	PZ 10 HEX	1
VDE-insulated crosshead screwdriver, Phillips size 1, SlimLine	SDIK PH1 SL	1
VDE-insulated crosshead screwdriver, Phillips size 2, SlimLine	SDIK PH2 SL	1
VDE-insulated screwdriver with slotted blade 0.6x3.5x100, SlimLine	SDIS SL 0.6X3.5X100	1
VDE-insulated screwdriver with slotted blade 0.8x4.0x100, SlimLine	SDIS SL 0.8X4.0X100	1
Voltage tester up to 1000 V / 100 Hz LCD	VT DIGI PRO	1

**Technical data**

Depth / Width / Height	220 / 320 / 60 mm
Weight	

**Ordering data**

Type	Qty.	Order No.
P BAG XL SET 8	1	2602180000
P BAG BIG	1	2576620000

**P BAG XL SET9**



**Assembly**

Description of article	Type	Qty.
Toolbag, empty	P BAG BIG	1
Cutting tool for up to 8 mm outside diameter	KT 8	1
Sheathing strippers	AM 25	1
Wire stripper unit	STRIPAX ULTIMATE	1
Crimping tool	PZ 10 SQR	1
VDE-insulated crosshead screwdriver, Phillips size 1, SlimLine	SDIK PH1 SL	1
VDE-insulated crosshead screwdriver, Phillips size 2, SlimLine	SDIK PH2 SL	1
VDE-insulated screwdriver with slotted blade 0.6x3.5x100, SlimLine	SDIS SL 0.6X3.5X100	1
VDE-insulated screwdriver with slotted blade 0.8x4.0x100, SlimLine	SDIS SL 0.8X4.0X100	1
Voltage tester up to 1000 V / 100 Hz LCD	VT DIGI PRO	1

**P BAG XL SET10**



**Assembly**

Description of article	Type	Qty.
Toolbag, empty	P BAG BIG	1
Cutting tool for up to 8 mm outside diameter	KT 8	1
Sheathing strippers	AM 25	1
Stripping tool for up to 16 mm <sup>2</sup>	STRIPAX 16	1
Crimping tool	PZ 16	1
VDE-insulated crosshead screwdriver, Phillips size 1, SlimLine	SDIK PH1 SL	1
VDE-insulated crosshead screwdriver, Phillips size 2, SlimLine	SDIK PH2 SL	1
VDE-insulated screwdriver with slotted blade 0.6x3.5x100, SlimLine	SDIS SL 0.6X3.5X100	1
VDE-insulated screwdriver with slotted blade 0.8x4.0x100, SlimLine	SDIS SL 0.8X4.0X100	1
Voltage tester up to 690 V / 100 Hz LED	VT COMBI PRO	1

**Technical data**

Depth / Width / Height	220 / 320 / 60 mm
Weight	

**Ordering data**

Type	Qty.	Order No.
P BAG XL SET 9	1	2602190000
P BAG BIG	1	2576620000

**Technical data**

Depth / Width / Height	220 / 320 / 60 mm
Weight	

**Ordering data**

Type	Qty.	Order No.
P BAG XL SET 10	1	2602200000
P BAG BIG	1	2576620000



**P BAG XL SET11**



**Assembly**

Description of article	Type	Qty.
Toolbag, empty	P BAG BIG	1
Cutting tool for up to 8 mm outside diameter	KT 8	1
Stripping tool for up to 10 mm <sup>2</sup>	STRIPAX	1
Sheathing strippers	AM 25	1
VDE-insulated combination pliers, 180 mm long	KBZ 180	1
VDE-insulated crosshead screwdriver, Phillips size 1, SlimLine	SDIK PH1 SL	1
VDE-insulated crosshead screwdriver, Phillips size 2, SlimLine	SDIK PH2 SL	1
VDE-insulated screwdriver with slotted blade 0.6x3.5x100, SlimLine	SDIS SL 0.6X3.5X100	1
VDE-insulated screwdriver with slotted blade 0.8x4.0x100, SlimLine	SDIS SL 0.8X4.0X100	1
Voltage tester up to 1000 V / 100 Hz LCD	VT DIGI PRO	1
Cable cutter for conductors with 4-16 mm O.D ø	SLICER NO 16	1

**Technical data**

Depth / Width / Height	220 / 320 / 60 mm
Weight	

**Ordering data**

Type	Qty.	Order No.
P BAG XL SET 11	1	2602210000
P BAG BIG	1	2576620000

**P BAG XL SET12**



**Assembly**

Description of article	Type	Qty.
Toolbag, empty	P BAG BIG	1
Cutting tool for up to 8 mm outside diameter	KT 8	1
Stripping tool for up to 10 mm <sup>2</sup>	STRIPAX	1
Sheathing strippers	AM 25	1
VDE-insulated combination pliers, 180 mm long	KBZ 180	1
VDE-insulated crosshead screwdriver, Phillips size 1, SlimLine	SDIK PH1 SL	1
VDE-insulated crosshead screwdriver, Phillips size 2, SlimLine	SDIK PH2 SL	1
VDE-insulated screwdriver with slotted blade 0.6x3.5x100, SlimLine	SDIS SL 0.6X3.5X100	1
VDE-insulated screwdriver with slotted blade 0.8x4.0x100, SlimLine	SDIS SL 0.8X4.0X100	1
Voltage tester up to 690 V / 100 Hz LED	VT COMBI PRO	1
Cable cutter for conductors with 4-16 mm O.D ø	SLICER NO 16	1

**Technical data**

Depth / Width / Height	220 / 320 / 60 mm
Weight	

**Ordering data**

Type	Qty.	Order No.
P BAG XL SET 12	1	2602220000
P BAG BIG	1	2576620000

**P BAG XL SET13**



**Assembly**

Description of article	Type	Qty.
Toolbag, empty	P BAG BIG	1
Cutting tool for up to 8 mm outside diameter	KT 8	1
Stripping tool for up to 10 mm <sup>2</sup>	STRIPAX	1
Junction box sheathing stripper with indiv. core stripping unit and longitudinal cutter	STRIPPER ROUND TOP	1
VDE-insulated combination pliers, 180 mm long	KBZ 180	1
VDE-insulated crosshead screwdriver, Phillips size 1, SlimLine	SDIK PH1 SL	1
VDE-insulated crosshead screwdriver, Phillips size 2, SlimLine	SDIK PH2 SL	1
VDE-insulated screwdriver with slotted blade 0.6x3.5x100, SlimLine	SDIS SL 0.6X3.5X100	1
VDE-insulated screwdriver with slotted blade 0.8x4.0x100, SlimLine	SDIS SL 0.8X4.0X100	1
Voltage tester up to 690 V / 100 Hz LED	VT COMBI PRO	1
Cable cutter for conductors with 4-16 mm O.D. ø	SLICER NO 16	1

**Technical data**

Depth / Width / Height	220 / 320 / 60 mm
Weight	

**Ordering data**

Type	Qty.	Order No.
P BAG XL SET 13	1	2602230000
P BAG BIG	1	2576620000

**P BAG XL SET14**



**Assembly**

Description of article	Type	Qty.
Toolbag, empty	P BAG BIG	1
Cutting tool for up to 8 mm outside diameter	KT 8	1
Stripping tool for up to 10 mm <sup>2</sup>	STRIPAX	1
Junction box sheathing stripper with indiv. core stripping unit and longitudinal cutter	STRIPPER ROUND TOP	1
VDE-insulated combination pliers, 180 mm long	KBZ 180	1
VDE-insulated crosshead screwdriver, Phillips size 1, SlimLine	SDIK PH1 SL	1
VDE-insulated crosshead screwdriver, Phillips size 2, SlimLine	SDIK PH2 SL	1
VDE-insulated screwdriver with slotted blade 0.6x3.5x100, SlimLine	SDIS SL 0.6X3.5X100	1
VDE-insulated screwdriver with slotted blade 0.8x4.0x100, SlimLine	SDIS SL 0.8X4.0X100	1
Voltage tester up to 1000 V / 100 Hz LCD	VT DIGI PRO	1
Cable cutter for conductors with 4-16 mm O.D. ø	SLICER NO 16	1

**Technical data**

Depth / Width / Height	220 / 320 / 60 mm
Weight	

**Ordering data**

Type	Qty.	Order No.
P BAG XL SET 14	1	2602240000
P BAG BIG	1	2576620000



**P BAG SET1**



**Assembly**

Description of article	Type	Qty.
Toolbag, empty	P BAG	1
Wire stripper unit	STRIPAX ULTIMATE	1
Crimping tool	PZ 10 HEX	1
Hexagon socket wrench set	SKS 2,0-8,0	1
VDE-insulated combination pliers, 160 mm long	KBZ 160	1
VDE-insulated screwdriver with slotted blade 0.6x3.5x100	SDIS 0.6X3.5X100	1

**Technical data**

Depth / Width / Height	170 / 260 / 50 mm
Weight	

**Ordering data**

Type	Qty.	Order No.
P BAG SET 1	1	2561430000
P BAG	1	2548180000

**P BAG SET2**



**Assembly**

Description of article	Type	Qty.
Toolbag, empty	P BAG	1
Stripping tool for up to 10 mm <sup>2</sup>	STRIPAX	1
Crimping tool	PZ 6 ROTO L	1
VDE-insulated screwdriver with slotted blade 0.6x3.5x100, SlimLine	SDIS SL 0.6X3.5X100	1
Voltage tester up to 690 V / 100 Hz LED	VT MASTER	1
Elektronic diagonal-cutting pliers	SUPER CUT	1
Universal electrical cabinet key	CROSS-KEY UNIVERSAL	1

**Technical data**

Depth / Width / Height	170 / 260 / 50 mm
Weight	

**Ordering data**

Type	Qty.	Order No.
P BAG SET 2	1	2576610000
P BAG	1	2548180000

**P BAG SET3**



**Assembly**

Description of article	Type	Qty.
Toolbag, empty	P BAG	1
Cutting tool for up to 8 mm outside diameter	KT 8	1
Stripping tool for up to 10 mm <sup>2</sup>	STRIPAX	1
Voltage tester from 12 - 690 V	VT	1
VDE-insulated screwdriver with slotted blade 0.6x3.5x100, SlimLine	SDIS SL 0.6X3.5X100	1
VDE-insulated combination pliers, 160 mm long	KBZ 160	1
Junction box sheathing stripper with indiv. core stripping unit and longitudinal cutter	STRIPPER ROUND TOP	1

**P BAG SET4**



**Assembly**

Description of article	Type	Qty.
Toolbag, empty	P BAG	1
Cutting tool for up to 8 mm outside diameter	KT 8	1
Stripping tool for up to 10 mm <sup>2</sup>	STRIPAX	1
Crimping tool	PZ 6 ROTO L	1
Non-contact voltage tester	VT LCL	1

**Technical data**

Depth / Width / Height	170 / 260 / 50 mm
Weight	

**Ordering data**

Type	Qty.	Order No.
P BAG SET 3	1	2579420000
P BAG	1	2548180000

**Technical data**

Depth / Width / Height	170 / 260 / 50 mm
Weight	

**Ordering data**

Type	Qty.	Order No.
P BAG SET 4	1	2579430000
P BAG	1	2548180000

**P BAG SET5**



**Assembly**

Description of article	Type	Qty.
Toolbag, empty	P BAG	1
Cutting tool for up to 8 mm outside diameter	KT 8	1
Stripping tool for up to 10 mm <sup>2</sup>	STRIPAX	1
Crimping tool	PZ 10 HEX	1
Non-contact voltage tester	VT LCL	1

**Technical data**

Depth / Width / Height	170 / 260 / 50 mm
Weight	

**Ordering data**

Type	Qty.	Order No.
P BAG SET 5	1	2579440000
P BAG	1	2548180000

**P BAG SET6**



**Assembly**

Description of article	Type	Qty.
Toolbag, empty	P BAG	1
Cutting tool for up to 8 mm outside diameter	KT 8	1
Stripping tool for up to 10 mm <sup>2</sup>	STRIPAX	1
Crimping tool	PZ 10 SQR	1
Non-contact voltage tester	VT LCL	1

**Technical data**

Depth / Width / Height	170 / 260 / 50 mm
Weight	

**Ordering data**

Type	Qty.	Order No.
P BAG SET 6	1	2579450000
P BAG	1	2548180000

**P BAG SET7**



**Assembly**

Description of article	Type	Qty.
Toolbag, empty	P BAG	1
Cutting tool for up to 8 mm outside diameter	KT 8	1
Stripping tool for up to 16 mm <sup>2</sup>	STRIPAX 16	1
Crimping tool	PZ 16	1
Non-contact voltage tester	VT LCL	1

**P BAG SET8**



**Assembly**

Description of article	Type	Qty.
Toolbag, empty	P BAG	1
Cutting tool for up to 8 mm outside diameter	KT 8	1
Wire stripper unit	STRIPAX ULTIMATE	1
Crimping tool	PZ 6 ROTO L	1
Non-contact voltage tester	VT LCL	1

**Technical data**

Depth / Width / Height	170 / 260 / 50 mm
Weight	

**Ordering data**

Type	Qty.	Order No.
P BAG SET 7	1	2579460000
P BAG	1	2548180000

**Technical data**

Depth / Width / Height	170 / 260 / 50 mm
Weight	

**Ordering data**

Type	Qty.	Order No.
P BAG SET 8	1	2579470000
P BAG	1	2548180000

**P BAG SET9**



**Assembly**

Description of article	Type	Qty.
Toolbag, empty	P BAG	1
Cutting tool for up to 8 mm outside diameter	KT 8	1
Wire stripper unit	STRIPAX ULTIMATE	1
Crimping tool	PZ 10 HEX	1
Non-contact voltage tester	VT LCL	1

**Technical data**

Depth / Width / Height	170 / 260 / 50 mm
Weight	

**Ordering data**

Type	Qty.	Order No.
P BAG SET 9	1	2579480000
P BAG	1	2548180000

**P BAG SET10**



**Assembly**

Description of article	Type	Qty.
Toolbag, empty	P BAG	1
Cutting tool for up to 8 mm outside diameter	KT 8	1
Wire stripper unit	STRIPAX ULTIMATE	1
Crimping tool	PZ 10 SQR	1
Non-contact voltage tester	VT LCL	1

**Technical data**

Depth / Width / Height	170 / 260 / 50 mm
Weight	

**Ordering data**

Type	Qty.	Order No.
P BAG SET 10	1	2579490000
P BAG	1	2548180000

Crimp Set PZ 4



Crimp set for cutting, stripping and crimping of wire-end ferrules up to 4.0 mm<sup>2</sup>, consisting of:

- Assortment box PSC 01 blank
- A8 insert (4 pieces)
- A7 insert (2 pieces)
- stripax® stripping tool for conductors with PVC insulation from 0.08...6.0 mm<sup>2</sup>
- PZ 4 crimping tool for wire-end ferrules from 0.5...4.0 mm<sup>2</sup>
- Wire-end ferrules with plastic collars H 0.5...H 4.0
- Weidmüller colour code

Crimp Set PZ 3



Crimp set for cutting, stripping and crimping of wire-end ferrules up to 6.0 mm<sup>2</sup>, consisting of:

- Assortment box PSC 01 blank
- A8 insert (6 pieces)
- A7 insert (1 piece)
- stripax® stripping tool for conductors with PVC insulation from 0.08...10.0 mm<sup>2</sup>
- PZ 3 crimping tool for wire-end ferrules from 0.5...6.0 mm<sup>2</sup>
- Wire-end ferrules with plastic collars H 0.5...H 6.0
- Weidmüller colour code

Crimp Set PZ 6 Roto L



Crimp set for cutting, stripping and crimping of wire-end ferrules up to 6.0 mm<sup>2</sup>, consisting of:

- Assortment box PSC 01 blank
- A8 insert (6 pieces)
- A7 insert (1 piece)
- stripax® stripping tool for conductors with PVC insulation from 0.08...6.0 mm<sup>2</sup>
- PZ 6 Roto crimping tool for wire-end ferrules from 0.14...6.0 mm<sup>2</sup>
- Wire-end ferrules with plastic collars H 0.5...H 6, Weidmüller colour code

H

Assembly

Type		Qty.
STRIPAX	Stripping and cutting tool	1
PZ 4	Crimping tool for wire-end ferrules	1
H0,5/14 OR	Wire-end ferrule	500
H0,75/14 W	Wire-end ferrule	500
H1,0/14 GE	Wire-end ferrule	1000
H1,5/14 R	Wire-end ferrule	1000
H2,5/15D BL	Wire-end ferrule	500
H4,0/18 GR SV	Wire-end ferrule	250

Technical data

Depth / Width / Height	261 / 338 / 57 mm
Weight	1780 g

Ordering data

Colour code	Type	Order No.
Weidmüller	CRIMP-SET PZ 4	9025800000
DIN	CRIMP-SET PZ 4 D	9028630000

Assembly

Type		Qty.
PZ 3	Crimping tool for wire-end ferrules	1
STRIPAX	Stripping and cutting tool	1
H0,5/14 OR	Wire-end ferrule	500
H0,75/14 W	Wire-end ferrule	500
H1,0/14 GE	Wire-end ferrule	500
H1,5/14 R	Wire-end ferrule	500
H2,5/15D BL	Wire-end ferrule	500
H4,0/18 GR SV	Wire-end ferrule	250
H6,0/20 SW	Wire-end ferrule	250

Technical data

Depth / Width / Height	261 / 338 / 57 mm
Weight	1743 g

Ordering data

Colour code	Type	Order No.
Weidmüller	CRIMP-SET PZ 3	9028650000

Assembly

Type		Qty.
STRIPAX	Stripping and cutting tool	1
PZ 6 ROTO L	Crimping tool for wire-end ferrules	1
H0,5/14 OR	Wire-end ferrule	500
H0,75/14 W	Wire-end ferrule	500
H1,0/14 GE	Wire-end ferrule	500
H1,5/14 R	Wire-end ferrule	500
H2,5/15D BL	Wire-end ferrule	500
H4,0/18 GR SV	Wire-end ferrule	250
H6,0/20 SW	Wire-end ferrule	250

Technical data

Depth / Width / Height	261 / 338 / 56 mm
Weight	1760 g

Ordering data

Colour code	Type	Order No.
Weidmüller	CRIMP-SET PZ 6 ROTO L	9028680000
DIN	CRIMP-SET PZ 6 ROTO L D	9028690000
Miscellaneous	CRIMP-SET PZ 6 ROTO L T	9028700000



## Crimp Set PZ 6/5



Crimp set for cutting, stripping and crimping of wire-end ferrules up to 6.0 mm<sup>2</sup>, consisting of:

- Assortment box PSC 01 blank
- A8 insert (6 pieces)
- A7 insert (1 piece)
- stripax® stripping tool for conductors with PVC insulation from 0.08...10.0 mm<sup>2</sup>
- PZ 6/5 crimping tool for wire-end ferrules from 0.25...10.0 mm<sup>2</sup>
- Wire-end ferrules with plastic collar H 0.5...H 6.0
- Weidmüller colour code

## PZ 10 HEX



Crimp set for cutting, stripping and crimping of wire-end ferrules up to 10.0 mm<sup>2</sup>, consisting of:

- Assortment box PSC 01
- A8 insert (8 pieces)
- stripax® stripping tool for PVC-insulated conductors from 0.08...10 mm<sup>2</sup>
- Crimp tool PZ 10 HEX for wire-end ferrules from 0.14...10 mm<sup>2</sup>
- Wire-end ferrules with plastic collars H 0.5 .. H 10.0
- Weidmüller colour code

## PZ 10 SQR



Crimp set for cutting, stripping and crimping of wire-end ferrules up to 10.0 mm<sup>2</sup>, consisting of:

- Assortment box PSC 01
- A8 insert (8 pieces)
- stripax® stripping tool for PVC-insulated conductors from 0.08...10 mm<sup>2</sup>
- Crimp tool PZ 10 SQR for wire-end ferrules from 0.14...10 mm<sup>2</sup>
- Wire-end ferrules with plastic collars H 0.5 .. H 10.0
- Weidmüller colour code

## Assembly

Type		Qty.
STRIPAX	Stripping and cutting tool	1
PZ 6/5	Crimping tool for wire-end ferrules	1
H0,5/14 OR	Wire-end ferrule	500
H0,75/14 W	Wire-end ferrule	500
H1,0/14 GE	Wire-end ferrule	500
H1,5/14 R	Wire-end ferrule	500
H2,5/15D BL	Wire-end ferrule	500
H4,0/18 GR SV	Wire-end ferrule	250
H6,0/20 SW	Wire-end ferrule	250

## Technical data

Depth / Width / Height	261 / 338 / 57 mm
Weight	1761 g

## Ordering data

Colour code	Type	Order No.
Weidmüller	CRIMP-SET PZ 6/5	9028740000

## Assembly

Type		Qty.
STRIPAX	Stripping and cutting tool	1
PZ 10 HEX	Crimping tool for wire-end ferrules	1
H0,5/14 OR	Wire-end ferrule	500
H0,75/14 W	Wire-end ferrule	500
H1,0/14 GE	Wire-end ferrule	500
H1,5/14 R	Wire-end ferrule	500
H2,5/15D BL	Wire-end ferrule	500
H4,0/20D GR	Wire-end ferrule	250
H6,0/20 SW	Wire-end ferrule	100
H10,0/22 EB	Wire-end ferrule	50

## Technical data

Depth / Width / Height	261 / 338 / 57 mm
Weight	1900 g

## Ordering data

Colour code	Type	Order No.
Weidmüller	CRIMPSET PZ 10 HEX	1542250000

## Assembly

Type		Qty.
STRIPAX	Stripping and cutting tool	1
PZ 10 SQR	Crimping tool for wire-end ferrules	1
H0,5/14 OR	Wire-end ferrule	500
H0,75/14 W	Wire-end ferrule	500
H1,0/14 GE	Wire-end ferrule	500
H1,5/14 R	Wire-end ferrule	500
H2,5/15D BL	Wire-end ferrule	500
H4,0/20D GR	Wire-end ferrule	250
H6,0/20 SW	Wire-end ferrule	100
H10,0/22 EB	Wire-end ferrule	50

## Technical data

Depth / Width / Height	261 / 338 / 57 mm
Weight	1900 g

## Ordering data

Colour code	Type	Order No.
Weidmüller	CRIMPSET PZ 10 SQR	1542280000



**Crimp Set stripax® plus**



- Crimp set for cutting, stripping and crimping of reel-packaged wire-end ferrules up to 2.5 mm<sup>2</sup>, consisting of:
- PSC 01 assortment box, clear with foam insert
  - stripax® Plus combination tool for processing strips of linked wire-end ferrules of 0.5...2.5 mm<sup>2</sup> from Weidmüller
  - Wire-end ferrules with plastic collars H 0.5...H 2.5
  - Weidmüller colour code

**Crimp Set PZ 16**



- Crimp set for cutting, stripping and crimping of wire-end ferrules up to 16.0 mm<sup>2</sup>, consisting of:
- PSC 01 neutral assortment box
  - A8 inserts (4 pieces)
  - A7 inserts (2 pieces)
  - stripax® 16 stripping tool for conductors with PVC insulation from 6.0...16.0 mm<sup>2</sup>
  - PZ 16 crimping tool for wire-end ferrules from 6.0...16.0 mm<sup>2</sup>
  - Wire-end ferrules with plastic collar H 6.0...H 16.0
  - Weidmüller colour code

**Crimp Set PZ 50**



- Crimp set for stripping and crimping of wire-end ferrules up to 50.0 mm<sup>2</sup>, consisting of:
- Assortment box PSC 01 blank
  - A7 insert (4 pieces)
  - Foam insert for tools
  - Sheathing stripper AM 25 for round PVC cables of 6.0...25.0 mm<sup>2</sup>
  - PZ 50 crimping tool for wire-end ferrules of 25, 35 and 50.0 mm<sup>2</sup>
  - Wire-end ferrules with plastic collar H 25.0...H 50.0
  - Weidmüller colour code

H

**Assembly**

Type		Qty.
STRIPAX PLUS 2.5	Crimping tool for wire-end ferrules	1
H0,5/14 OR BD	Wire-end ferrule	500
H0,75/14 W BD	Wire-end ferrule	500
H1,0/14 GE BD	Wire-end ferrule	500
H1,5/14 R BD	Wire-end ferrule	500
H2,5/14D BL BD	Wire-end ferrule	500

**Technical data**

Depth / Width / Height	261 / 338 / 57 mm
Weight	1110 g

**Ordering data**

Colour code	Type	Order No.
Weidmüller	CRIMP-SET STRIPAX PLUS	9028770000
DIN	CRIMP-SET STRIPAX PLUS D	9028780000
Miscellaneous	CRIMP-SET STRIPAX PLUS T	9028790000

**Assembly**

Type		Qty.
STRIPAX	Stripping and cutting tool	1
PZ 16	Crimping tool for wire-end ferrules	1
H6,0/20 SW	Wire-end ferrule	200
H10,0/22 EB	Wire-end ferrule	200
H16,0/22 GN	Wire-end ferrule	200
H16,0/28 GN	Wire-end ferrule	100

**Technical data**

Depth / Width / Height	261 / 338 / 57 mm
Weight	1725 g

**Ordering data**

Colour code	Type	Order No.
Weidmüller	CRIMP-SET PZ 16	9025850000

**Assembly**

Type		Qty.
AM 25	Sheathing strippers	1
PZ 50	Crimping tool for wire-end ferrules	1
H25,0/36 BR	Wire-end ferrule	50
H25,0/30 BR	Wire-end ferrule	50
H35,0/30 BE	Wire-end ferrule	50
H50/36 OLIV	Wire-end ferrule	25

**Technical data**

Depth / Width / Height	261 / 338 / 57 mm
Weight	1800 g

**Ordering data**

Colour code	Type	Order No.
Weidmüller	CRIMP-SET PZ 50	9028850000

## Crimp Set CTI 6



## Assembly

Description of article	Type	Qty.
Stripping tool for up to 10 mm <sup>2</sup>	STRIPAX	1
Crimping tool for insulated connectors, 0.5-6 mm <sup>2</sup>	CTI 6 S	1
Insulated ring-cable connector 6.0 mm <sup>2</sup> / M5	LIR 6M5 V	100
Insulated ring-cable connector 6.0 mm <sup>2</sup> / M6	LIR 6M6 V	100
Insulated pin-cable connector 6.0 mm <sup>2</sup> L=14 mm	LIP 6R14 V	100
Insulated ring-cable connector 2.5 mm <sup>2</sup> / M5	LIR 2,5M5 V	100
Insulated tab-connector sleeves 2.5 mm <sup>2</sup> / 6.3x0.8	LIF 2,5F638 R	100
Insulated pin-cable connector 1.5 mm <sup>2</sup> L=12 mm	LIP 1,5R12 V	100
Insulated pin-cable connector 2.5 mm <sup>2</sup> L=12 mm	LIP 2,5R12 V	100
Insulated joint connector 6.0 mm <sup>2</sup> L=26.0 mm	LJB 6B26 VF	100
Insulated ring-cable connector 1.5 mm <sup>2</sup> / M4	LIR 1,5M4 V	100
Insulated forked-cable connector 6.0 mm <sup>2</sup> / M6	LJS 6M6 V	100
Insulated tab-connector sleeves 1.5 mm <sup>2</sup> / 6.3x0.8	LIF 1,5F638 R	100
Insulated joint connector 2.5 mm <sup>2</sup> L=24.5 mm	LJB 2,5B25 VF	100
Insulated forked-cable connector 1.5 mm <sup>2</sup> / M4	LJS 1,5M4 V	100
Insulated forked-cable connector 2.0 mm <sup>2</sup> / M5	LJS 2,5M5 V	100
Insulated ring-cable connector 1.5 mm <sup>2</sup> / M5	LIR 1,5M5 V	100
Insulated ring-cable connector 2.5 mm <sup>2</sup> / M6	LIR 2,5M6 V	100
Insert for assortment case (69x55x79) mm	EINSATZ BA8-PSC 80	1
Insulated tab-connector sleeves 1.5 mm <sup>2</sup> / 2.8x0.8	LIF 1,5F288 R	100
Insulated tab-connector sleeves 6.0 mm <sup>2</sup> / 6.3x0.8	LIF 6F638 R	100
Insulated joint connector 1.5 mm <sup>2</sup> L=24.5 mm	LJB 1,5B25 VF	100
Empty enclosure	KOFFER PSC80 PC	1

## Technical data

Depth / Width / Height	330 / 413 / 79 mm
Weight	5 kg

## Ordering data

Type	Qty.	Order No.
Crimpsset CTI 6	1	9202600000

Crimp Set PZ / CTI



Assembly

Description of article	Type	Qty.
Stripping tool for up to 10 mm <sup>2</sup>	STRIPAX	1
Crimping tool for insulated connectors, 0.5-6 mm <sup>2</sup>	CTI 6 S	1
Crimping tool	PZ 6 ROTO L	1
Wire end ferrule with plastic collar, white	H0,5/14D W	500
Wire end ferrule with plastic collar, red	H1,0/14D R	500
Wire end ferrule with plastic collar, blue	H2,5/15D BL	500
Wire end ferrule with plastic collar, grey	H4,0/18D GR	250
Wire end ferrule with plastic collar, yellow	H6,0/20D GE	250
Insulated ring-cable connector 6.0 mm <sup>2</sup> / M6	LIR 6M6 V	100
Insulated pin-cable connector 6.0 mm <sup>2</sup> L=14 mm	LIP 6R14 V	100
Insulated ring-cable connector 2.5 mm <sup>2</sup> / M5	LIR 2,5M5 V	100
Insulated tab-connector sleeves 2.5 mm <sup>2</sup> / 6.3x0.8	LIF 2,5F638 R	100
Insulated pin-cable connector 1.5 mm <sup>2</sup> L=12 mm	LIP 1,5R12 V	100
Insulated pin-cable connector 2.5 mm <sup>2</sup> L=12 mm	LIP 2,5R12 V	100
Insulated joint connector 6.0 mm <sup>2</sup> L=26.0 mm	LIB 6B26 VF	100
Insulated ring-cable connector 1.5 mm <sup>2</sup> / M4	LIR 1,5M4 V	100
Insulated tab-connector sleeves 1.5 mm <sup>2</sup> / 6.3x0.8	LIF 1,5F638 R	100
Insulated joint connector 2.5 mm <sup>2</sup> L=24.5 mm	LIB 2,5B25 VF	100
Insulated ring-cable connector 1.5 mm <sup>2</sup> / M5	LIR 1,5M5 V	100
Insert for assortment case (69x55x79) mm	EINSATZ BA8-PSC 80	1
Insulated tab-connector sleeves 1.5 mm <sup>2</sup> / 2.8x0.8	LIF 1,5F288 R	100
Insulated tab-connector sleeves 6.0 mm <sup>2</sup> / 6.3x0.8	LIF 6F638 R	100
Insulated joint connector 1.5 mm <sup>2</sup> L=24.5 mm	LIB 1,5B25 VF	100
Empty enclosure	KOFFER PSC80 PC	1

Technical data

Depth / Width / Height	330 / 413 / 79 mm
Weight	5 kg

Ordering data

Type	Qty.	Order No.
Crimpset PZ / CTI	1	9202610000

Crimp contact set



Assembly

Description of article	Type	Qty.
Wire end ferrule with plastic collar, white	H0,5/14D W	500
Wire end ferrule with plastic collar, grey	H0,75/14D GR	500
Wire end ferrule with plastic collar, red	H1,0/14D R	500
Wire end ferrule with plastic collar, black	H1,5/14D SW	500
Wire end ferrule with plastic collar, blue	H2,5/15D BL	500
Wire end ferrule with plastic collar, yellow	H6,0/20D GE	100
Insulated ring-cable connector 6.0 mm <sup>2</sup> / M6	LIR 6M6 V	100
Insert for assortment case (47x55x79) mm	EINSATZ A8-1 CL55	100
Insert for assortment case (47x79x109) mm	EINSATZ A7-1 CL55	1
Insulated pin-cable connector 6.0 mm <sup>2</sup> L=14 mm	LIP 6R14 V	100
Insulated ring-cable connector 2.5 mm <sup>2</sup> / M5	LIR 2,5M5 V	100
Insulated tab-connector sleeves 2.5 mm <sup>2</sup> / 6.3x0.8	LIF 2,5F638 R	100
Insulated pin-cable connector 1.5 mm <sup>2</sup> L=12 mm	LIP 1,5R12 V	100
Insulated pin-cable connector 2.5 mm <sup>2</sup> L=12 mm	LIP 2,5R12 V	100
Insulated joint connector 6.0 mm <sup>2</sup> L=26.0 mm	LIB 6B26 VF	100
Insulated ring-cable connector 1.5 mm <sup>2</sup> / M4	LIR 1,5M4 V	100
Empty enclosure	KOFFER CARRY LITE 55	1
Insulated tab-connector sleeves 1.5 mm <sup>2</sup> / 6.3x0.8	LIF 1,5F638 R	100
Insulated joint connector 2.5 mm <sup>2</sup> L=24.5 mm	LIB 2,5B25 VF	100
Insulated ring-cable connector 1.5 mm <sup>2</sup> / M5	LIR 1,5M5 V	100
Insulated tab-connector sleeves 1.5 mm <sup>2</sup> / 2.8x0.8	LIF 1,5F288 R	100
Insulated tab-connector sleeves 6.0 mm <sup>2</sup> / 6.3x0.8	LIF 6F638 R	100
Insulated joint connector 1.5 mm <sup>2</sup> L=24.5 mm	LIB 1,5B25 VF	100

Technical data

Depth / Width / Height	330 / 413 / 57 mm
Weight	3635 g

Ordering data

Type	Qty.	Order No.
Crimp-Set Kontakte	1	9202640000

## Tool Set IE-POF



### Contents:

- Assortment case PSC 80
- Kevlar scissors for aramid fibres
- Multifunction tool HTX-IE-POF
- multi-stripax® stripping tool IE-POF

### Assembly

Type		Qty.
HTX-IE-POF		1
multi-stripax IE-POF	Stripping and cutting tool	1
SCISSORS KEVLAR	Electrician's scissors	1

### Technical data

Depth / Width / Height	241 / 338 / 79 mm
Weight	1800 g

### Ordering data

Colour code	Type	Order No.
	TOOL SET IE-POF	1208930000

Inserts

Inserts

Transparent, loose-packed compartment inserts for individual interior layouts.

- Resistant to oils, acids and alkalis
- Made from unbreakable polypropylene

A7-1 / A9-1 / A9-2

Inserts for PSC4-01, PSC5-01, CARRYLITE 55, CARRYLITE 80



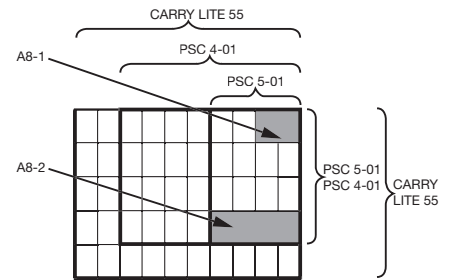
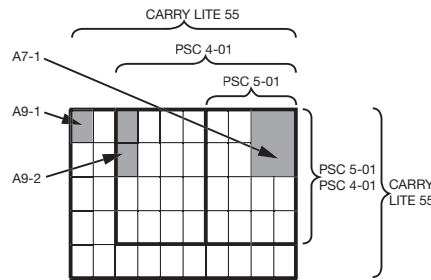
- Inserts for PSC4-01, PSC5-01, CARRYLITE 55, CARRYLITE 80

A8-1 / A8-2

Inserts for PSC4-01, PSC5-01, CARRYLITE 55, CARRYLITE 80



- Inserts for horizontal installation



Technical data

Product data	
Colour of body	
Colour of fittings	
Cover material	
Weight	
Dimensions	
Depth	
Width	
Height	
Note	

EINSATZ A7-1 CL55	EINSATZ A9-1 CL55	EINSATZ A9-2 CL55
Natural	Natural	Natural
32 g	12 g	20 g
109 mm	55 mm	109 mm
79 mm	39 mm	39 mm
47 mm	47 mm	47 mm

EINSATZ A8-1 CL55	EINSATZ A8-2 CL55
Natural	Natural
17 g	40 g
79 mm	157 mm
55 mm	55 mm
47 mm	47 mm

Ordering data

Version
Note

Type	Qty.	Order No.
EINSATZ A7-1 CL55	1	9028450000
EINSATZ A9-1 CL55	50	9202020000
EINSATZ A9-2 CL55	1	9203260000

Type	Qty.	Order No.
EINSATZ A8-1 CL55	100	9028460000
EINSATZ A8-2 CL55	1	9028420000

**Inserts**

Transparent, loose-packed compartment inserts for individual interior layouts.

- Resistant to oils, acids and alkalis
- Made from unbreakable polypropylene

**BA7-1 / BA8-1**

Inserts for PSC80

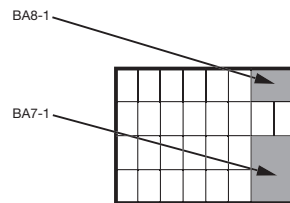


**BA8-1**

- Divider for horizontal installation

**BA7-1**

- Divider for vertical installation



**Technical data**

Product data
Colour of body
Colour of fittings
Cover material
Weight
Dimensions
Depth
Width
Height
Note

EINSATZ BA7-PSC 80	EINSATZ BA8-PSC 80
Natural	Natural
40 g	25 g
109 mm	55 mm
79 mm	79 mm
69 mm	69 mm

**Ordering data**

Version
Note

Type	Qty.	Order No.
EINSATZ BA7-PSC 80	1	9202320000
EINSATZ BA8-PSC 80	1	9202310000



Assortment boxes and cases

Assortment boxes and cases

- Body of case made from unbreakable polypropylene
- Portable and uncluttered storage in minimum space
- With 2 sturdy sliding catches
- Assortment cases and boxes can be placed upright and can be stacked safely without any sliding
- Can be subdivided with inserts
- U-section grid in cover and base holds the inserts in position and ensures sorted contents remain sorted
- Transparent polycarbonate cover
- Excellent shock resistance!
- With ergonomic carry handle

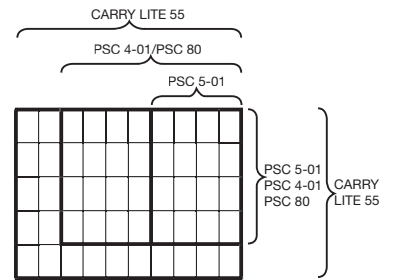
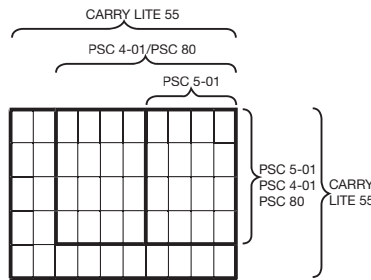
PSC4-01 / PSC 80

Assortment case, empty



CARRYLITE 55 / CARRYLITE 80

Assortment case, empty



Technical data

Product data	
Colour of body	Anthracite
Colour of fittings	orange
Cover material	Polycarbonate
Weight	580 g
Dimensions	
Depth	261 mm
Width	338 mm
Height	56 mm
Note	

KOFFER PSC4-01	KOFFER PSC80 PC
Anthracite	Anthracite
orange	orange
Polycarbonate	Polycarbonate
580 g	630 g
261 mm	261 mm
338 mm	338 mm
56 mm	78 mm
Note	

KOFFER CARRY LITE 55	KOF CARRYLITE 80
Anthracite	Anthracite
orange	orange
Polycarbonate	Polycarbonate
1000 g	1250 g
330 mm	330 mm
413 mm	413 mm
57 mm	79 mm
Note	

Ordering data

Version
Note


Type	Qty.	Order No.
KOFFER PSC4-01	1	9028860000
KOFFER PSC80 PC	1	9202330000
Note		

Type	Qty.	Order No.
KOFFER CARRY LITE 55	1	9202000000
KOF CARRYLITE 80	1	1309580000
Note		



**PSC 5-01**

Assortment box, empty



<b>KOFFER PSC5-01 PP</b>
Anthracite
orange
Polypropylene
200 g
195 mm
241 mm
56 mm

Type	Qty.	Order No.
KOFFER PSC5-01 PP	1	9202010000





# Automatic machines

---

<b>Automatic machines</b>	Introduction	1.2
	Cable cutting machines	1.7
	Automatic strippers	1.8
	Stripping and crimping machines	1.11
	Wire Processing Center (WPC)	1.16

---

# Higher level of automation for standardised stripping and crimping

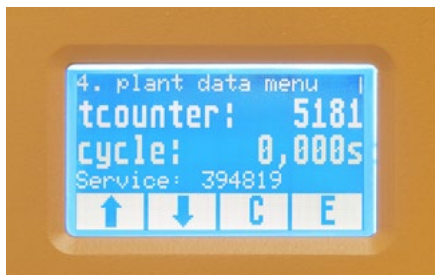
The progressive automation of individual work steps and processes has now become a key factor with respect to sustainable corporate success. Shortened installation times translate into minimised production costs, enhanced added value and thus greater corporate competitiveness.

We at Weidmüller have been developing stripping, crimping and cutting machines for more than 30 years. We make sure that they satisfy ever-growing industrial requirements, with pioneering standards and innovative ideas. Our latest generation of machines are distinct in that they are especially ease to use and feature robust designs.

The new CRIMPFIX R VARIO allows for the reliable processing of wire-end ferrules on reels. All cross-sections from 0.5 up to 2.5 mm<sup>2</sup> (AWG 20 – 14) have been pre-installed and allow for optimal operating convenience with changing cross-sections.


### Touchscreen display

Display of counter readings (daily, total and service counters). One-touch switching of the cross-sections on the display.




**Loading of wire-end ferrules**

Simultaneous setting of all five cross-sections. Combined insert with Weidmüller wire-end ferrules (standard and special collar sizes).



**Robust design**







The new more robust design extends the service life of the automatic machines as well as the maintenance intervals.



# You are streamlining your manufacturing processes

## Our automatic machines optimise installation times








### Stripping and crimping machines

	CRIMPFIX E	CRIMPFIX R	CRIMPFIX R VARIO	CRIMPFIX L/ CRIMPFIX LS	CRIMPFIX LZ	CA 100 C
						
<b>Order number</b>	<b>2439140000</b>	<b>9028500000</b>	<b>2580000000</b>	<b>9028530000/ 9028540000</b>	<b>9027310000</b>	<b>1266370000</b>
<b>Electrical connections</b>	100 - 240 V 50 - 60 Hz	100 - 240 V 50 - 60 Hz	100 - 240 V 50 - 60 Hz	100 - 240 V 50 - 60 Hz	100 - 240 V 50 - 60 Hz	100 - 240 V 50 - 60 Hz
<b>Cycle time</b>	1.8 sec.	1.5 sec.	< 2 sec.	1.5 sec.	1.5 sec.	1.5 sec.
<b>Insertion length</b>	40 mm	35 mm	27mm + crimping length	35 mm/27mm+crimping length	35 mm	16 mm + crimping length
<b>Pull of length</b>						
<b>Quantity in total per year</b>	up to 80,000	up to 400,000	up to 400,000	up to 400,000	up to 400,000	up to 1,000,000
0.14 mm <sup>2</sup> / AWG 26	-	-	-	-	-	x
0.25 mm <sup>2</sup> / AWG 24	-	-	-	-	-	x
0.34 mm <sup>2</sup> / AWG 22	-	-	-	-	-	x
0.5 mm <sup>2</sup> / AWG 20	x	x	x	x	x	-
0.75 mm <sup>2</sup> / AWG 18	x	x	x	x	x	-
1.0 mm <sup>2</sup> / AWG 17	x	x	x	x	x	-
1.5 mm <sup>2</sup> / AWG 16	x	x	x	x	x	-
2.5 mm <sup>2</sup> / AWG 14	x	x	x	x	-	-
4.0 mm <sup>2</sup> / AWG 12	-	-	-	-	-	-
6.0 mm <sup>2</sup> / AWG 10	-	-	-	-	-	-
10..0 mm <sup>2</sup> / AWG 8	-	-	-	-	-	-
16.0 mm <sup>2</sup> / AWG 6	-	-	-	-	-	-
<b>Cable types</b>	PVC	PVC, MTW, THHN, MTE, AWG, UL halogen free other soft/medium and hard insulation	PVC, MTW, THHN, MTE, AWG, UL halogen free other soft/medium and hard insulation	PVC, MTW, THHN, MTE, AWG, UL halogen free other soft/medium and hard insulation	PVC, MTW, THHN, MTE, AWG, UL halogen free other soft/medium and hard insulation	PVC, MTW, THHN, MTE, AWG, UL halogen free other soft/medium and hard insulation
<b>Ferrule type</b>	Ferrules on reel	Ferrules on reel	Ferrules on reel	Loose ferrules	Loose ferrules	Loose ferrules
S type with bigger plastic collar	-	x	x	x	x	-
Longer and shorter ferrules	-	-	x	-	x	x
Ferrules without plastic collar	-	-	-	-	-	optional
Twin ferrules	-	-	-	-	x	-
<b>Crimping length</b>	Standard 8 mm	Standard 8 mm	8 and 10 mm	8 mm	6, 8 and 10 mm	8 mm
<b>Wire crimp shape</b>	Trapezoidal	Trapezoidal optional PZ 3	Trapezoidal optional PZ 3	Trapezoidal optional PZ 3	Trapezoidal	Trapezoidal optional PZ 3
<b>Air pressure</b>	Electrical driven	5.5 bar ± 0.5	5.5 bar ± 0.5	5.5 bar ± 0.5	5.5 bar ± 0.5	5.5 bar ± 0.5
<b>Minor customer service</b>	100,000 cycles	400,000 cycles	400,000 cycles	400,000 cycles	400,000 cycles	-
<b>Major customer service</b>	200,000 cycles	800,000 cycles	800,000 cycles	800,000 cycles	800,000 cycles	1,000,000 cycles
<b>Dimension in mm</b>	288 x 349 x 230	330 x 390 x 430	485 x 335 x 565	330 x 390 x 430	330 x 390 x 430	260 x 390 x 390
<b>Weight</b>	16 kg	23 kg	22 kg	31 kg	31 kg	23 kg
<b>Changeover ferrule size</b>	Change reel Adjust mechanic	Change reel	No refitting at pure transverse section, Change reel and adjust mechanics	Change ferrules Change oscillating conveyor Adjust single unit; LS: Adjust mechanics	Change ferrules Change oscillating conveyor Adjust single unit Change filler	Change ferrules Change holding unit Change oscillating conveyor Change single unit Adjust mechanic
<b>Other</b>						



### UL- certified crimp connection

The UL certification for our crimped, insulated wire- end ferrules means that Weidmüller has opened up an amazing number of possible applications for use around the world. The UL approval is valid for wire- end ferrules, manual tools and crimping machines from Weidmüller, as an overall system.

			Crimping machine	Cutting machine	Automatic stripper		
CA 100 2.5	CA 100 10	CA 4/8 Indent	POWERCRIMPER 6.0	CUTFIX 8/ CUTFIX 8 INTERFACE	POWERSTRIPPER 6/ POWERSTRIPPER 16	POWERSTRIPPER AM12	
							
<b>1476920000</b>	<b>On request</b>	<b>On request</b>	<b>2634310000</b>	<b>9023100000/ 2580010000</b>		<b>9028510000/ 9028480000</b>	<b>1534740000</b>
100 - 240 V 50 - 60 Hz 2.5 sec. 28 mm + crimping length	100 - 240 V 50 - 60 Hz 2.5 sec. 28 mm + crimping length	100 - 240 V 50 - 60 Hz 2.5 sec. 36 mm	100 - 240 V 50 - 60 Hz 1.0 sec. 13 mm + crimping length	100 - 240 V 50 - 60 Hz max. 1.5 m/ sec. -		100 - 240 V 50 - 60 Hz 0.5 sec. 22 mm + stripping length 3 - 20 mm	100 - 240 V 50 - 60 Hz 3.0 sec. 80 mm 20 - 120 mm
up to 1,000,000	up to 1,000,000	up to 1,000,000	up to 400,000				
				CUTFIX 8	INTERFACE	PS 6	PS 16
-	-	x	-	x	x	x	-
-	-	x	-	x	x	x	-
optional	-	x	-	x	x	x	-
x	-	x	x	x	x	x	-
x	-	x	x	x	x	x	-
x	-	x	x	x	x	x	-
x	-	x	x	x	x	x	-
optional	x	optional	x	x	x	x	x
-	x	optional	x	x	x	x	x
-	x	optional	-	x	x	-	x
-	optional	-	-	-	-	-	x
PVC, MTW, THHN, MTE, AWG, UL halogen free other soft/medium and hard insulation. Can be equipped with V-radius blades for special cables as well.	PVC, MTW, THHN, MTE, AWG, UL halogen free other soft/medium and hard insulation. Can be equipped with V-radius blades for special cables as well.	PVC, MTW, THHN, MTE, AWG, UL halogen free other soft/medium and hard insulation. Can be equipped with V-radius blades for special cables as well.	Independent of conductor insulation	PVC, MTW, THHN, MTE, AWG, UL halogen free other soft/medium and hard insulation	PVC, MTW, THHN, MTE, AWG, UL halogen free other soft/medium and hard insulation	PVC, MTW, THHN, MTE, AWG, UL halogen free other soft/medium and hard insulation	PVC, MTW, THHN, MTE, AWG, UL halogen free other soft/medium and hard insulation
Loose ferrules optional x optional optional 6, 8, 10 and 12 mm Square other shapes optional 5.5 bar ± 0.5 -	Loose ferrules optional x optional -	HDC, HD and optional HE	Loose ferrules x x x				
1,000,000 cycles	1,000,000 cycles	1,000,000 cycles	800,000 cycles	250,000 cycles	500,000 Cycles		
530 x 400 x 460	530 x 400 x 460	530 x 400 x 460	165 x 504 x 240	292 x 310 x 260	295 x 190 x 190 / 295 x 190 x 230	230 x 254 x 520	
40 kg	40 kg	40 kg	11.5 kg	15 kg	8.8 kg / 11 kg	17 kg	
Change ferrules Change holding unit Change oscillating conveyor Change single unit	Different tooling changes necessary per cross section	Holding unit pin and socket and wire fixing unit	Turning the setting wheel	No change	Turn blad adjustment knob	Change V-radius blades	
				CUTFIX 8 INTERFACE: Software to process CAE data, data transmission via USB			



## Automatic machines



**CUTFIX 8**

Cable cutting machines



The CutFix 8 is a microprocessor-controlled tool for the automatic cutting to length of solid and flexible single conductors with a max. outer diameter of 8 mm.

Repetition accuracy is achieved by a precise servo DC drive.

- Optimised dimensional accuracy due to length correction (e.g. for special insulators)
- Adjustable cable clamping force
- Interface for controlling the automatic sizer via an IBM-compatible PC
- Software (supplied) enables management, documentation and transfer of cutting jobs via a PC
- Removable hand-held terminal for entering individual cutting jobs

**Technical data****CUTFIX 8**

<b>Cutting capacity</b>	
Single conductor, flexible	0.08...10 mm <sup>2</sup>
Single conductor, solid	0.08...2.5 mm <sup>2</sup>
Aperture	Max. 8 mm outer Ø
<b>Feed rate</b>	
Feed rate	1.5 m/sec
<b>Length correction</b>	
Length correction	Slip correction in mm, adjustable for specific articles
<b>Keypad</b>	
Keypad	4 x 4-buttons for data input
<b>Display</b>	
Display	4 lines/20 characters
<b>Length preselection</b>	
Length preselection	2 mm to 999999 mm
<b>Amount preselection</b>	
Amount preselection	Adjustable partial amount preselection
<b>Switch-off</b>	
Switch-off	When end of cable is reached
<b>Memory</b>	
Memory	For up to 200 cutting jobs
<b>Interface</b>	
Interface	USB 1.1
<b>Software</b>	
Software	For data transfer to PC
<b>Electrical connection</b>	
Electrical connection	230 V/50 Hz
<b>Connected load</b>	
Connected load	Approx. 200 W
<b>Dimensions D x W x H (mm)</b>	
Dimensions D x W x H (mm)	330 x 380 x 498 with keypad
	330 x 380 x 408 w/o keypad
<b>Weight</b>	
Weight	Approx. 26.5 kg

**Ordering data**

Type	Qty.	Order No.
CUTFIX	1	9023100000
CUTFIX ROLLER	1	2443360000

**CUTFIX 8 INTERFACE**

Cable cutting machines



The CUTFIX 8.0 INTERFACE features the same mechanical properties as the CUTFIX 8.0. Thanks to the implemented interface, the CAE data (start and end point and cable end processing) can be shown directly on the display of the machine on the CUTFIX 8.0 INTERFACE. The data is submitted in a bundle, yet it is processed step by step.

Special properties:

- Integrated interface to read off CAE data
- Round cables are cut to length up to 8 mm outside diameter
- Save up to 2,000 separate cutting orders

**Technical data****CUTFIX 8 INTERFACE**

<b>Cutting capacity</b>	
Single conductor, flexible	0.08...10 mm <sup>2</sup>
Single conductor, solid	0.08...2.5 mm <sup>2</sup>
Aperture	Max. 8 mm outer Ø
<b>Feed rate</b>	
Feed rate	1.5 m/sec
<b>Length correction</b>	
Length correction	Slip correction in mm, adjustable for specific articles
<b>Keypad</b>	
Keypad	Touch display
<b>Display</b>	
Display	LCD display
<b>Length preselection</b>	
Length preselection	2 mm to 999999 mm
<b>Amount preselection</b>	
Amount preselection	Adjustable partial amount preselection
<b>Switch-off</b>	
Switch-off	When end of cable is reached
<b>Memory</b>	
Memory	For up to 200 cutting jobs
<b>Interface</b>	
Interface	USB 1.1, USB 2.0
<b>Software</b>	
Software	For data transfer to PC
	Integrated interface to read off CAE data
<b>Electrical connection</b>	
Electrical connection	230 V/50 Hz
<b>Connected load</b>	
Connected load	Approx. 200 W
<b>Dimensions D x W x H (mm)</b>	
Dimensions D x W x H (mm)	330 x 380 x 498 with keypad
	330 x 380 x 408 w/o keypad
<b>Weight</b>	
Weight	Approx. 21 kg

**Ordering data**

Type	Qty.	Order No.
CUTFIX 8 INTERFACE	1	2580010000
CUTFIX ROLLER	1	2443360000

## Automatic strippers

### Automatic strippers

- Stripping of stranded wires according to DIN VDE 0295, Cl. 5
- Partial stripping; the insulation remains on the wire end.
- No need to change tools
- Electric drive
- For small and medium-sized batches
- Precise adjustment possible through touch display
- Day and total unit counter ensures production monitoring

Automatic machines are designed to process wires acc. to DIN VDE 0295/5, DIN VDE 0281/102 and DIN VDE 0281/103.

Processing of other wire types on request.

### Powerstripper 6.0

0.05 ... 6.0 mm<sup>2</sup>



#### Powerstripper 6.0

- Quick and easy adjustment to the respective cross-section
- Stripping length: 3...20 mm
- Min. conductor length: 22 mm + stripping length
- Max outer diameter 5mm

### Powerstripper 16.0

2.5...16.0 mm<sup>2</sup>



#### Powerstripper 16.0

- Quick and easy adjustment to the respective cross-section
- Stripping length: 3...20 mm
- Min. conductor length: 22 mm + stripping length
- Max outer diameter 8 mm

### Technical data

Specification
Stripping range
Conductor length, min.
Pull-off length
Pulse time
Electrical connection
Connection values
Tool data
Depth / Width / Height
Weight
Note

### Ordering data

Version
Note

POWERSTRIPPER 6,0
0.05 - 6.0 mm <sup>2</sup> (~AWG 30-10)
22 mm + stripping length
3-20 mm
approx. 0.5 s
100-240 V / 50/65 Hz
46 VA
295 / 190 / 190 mm
8.8 kg

Type	Qty.	Order No.
POWERSTRIPPER 6,0	1	9028510000
Note		

POWERSTRIPPER 16,0
2.5 - 16 mm <sup>2</sup> (~AWG 14-6)
22 mm + stripping length
3-20 mm
approx. 1.5 s
100-240 V / 50/65 Hz
46 VA
295 / 190 / 230 mm
11 kg

Type	Qty.	Order No.
POWERSTRIPPER 16,0	1	9028480000
Note		

## Automatic strippers

- Strips stranded wires according to DIN VDE 0295, Cl. 5
- Partial stripping of insulation; the insulation remains on the wire end
- Integrated sensing system for determining the wire cross-section and the resulting cutting depth
- Electric drive
- Change of tools not necessary
- For small and mid-sized batches
- Automatic adjustment to the appropriate wire cross-section

Automatic machines are designed to process wires according to DIN VDE 0295/5, DIN VDE 0281/102 and DIN VDE 0281/103.

Processing of other wire types on request.

### Powerstripper auto 2.5

0.5...2.5 mm<sup>2</sup>



#### Power stripper auto 2.5-20

- Stripping length from 3...20 mm
- Min. conductor length 22 mm plus stripping length

### Powerstripper auto 16.0

4.0 to 16 mm<sup>2</sup>



#### Power stripper auto 16-20

- Stripping length from 3...20 mm
- Min. conductor length 22 mm plus stripping length

## Technical data

Specification
Stripping range
Conductor length, min.
Pull-off length
Pulse time
Electrical connection
Connection values
Tool data
Depth / Width / Height
Weight
Note

## Ordering data

Version
Note

POWERSTRIPPER ao 2,5-20		
0.5 - 2.5 mm <sup>2</sup> (~AWG 20-14)		
22 mm + stripping length		
1-20 mm		
approx. 0.5 s		
100-240 V / 50/65 Hz		
46 VA		
295 / 190 / 205 mm		
9 kg		

Type	Qty.	Order No.
POWERSTRIPPER ao 2,5-20	1	on request
Note		

POWERSTRIPPER ao 16-20		
4 - 16 mm <sup>2</sup> (~AWG 12-6)		
22 mm + stripping length		
1-20 mm		
approx. 1.5 s		
100-240 V / 50/65 Hz		
46 VA		
295 / 190 / 230 mm		
11 kg		

Type	Qty.	Order No.
POWERSTRIPPER ao 16-20	1	on request
Note		

## Automatic strippers

### Automatic strippers

- Electro-pneumatic drive
- Precise sheath stripping on conductors with various insulation types
- Very easy to use

### Powerstripper AM 12

3.5...11.9 mm



### Powerstripper AM 12

- Stripping a cable with an outside diameter of 3.5 ... 11.9 mm
- Use of wire cross-sections with adapted V-radius blades
- Infinitely variable adjustment of sheath stripping and pull-off lengths between 25 and 120 mm
- Low weight and compact design
- Easy blade replacement

### Technical data

#### Specification

Insertion length  
Min./max. stripping area  
Min./max. stripping length  
Pull-off length  
Electrical connection  
Compressed-air connection  
Pulse time

#### Tool data

Depth / Width / Height  
Weight

#### Note

#### Powerstripper AM 12

80 mm  
3.5 mm-11.90  
25-120  
20 - 120 mm  
100-240 V / 50/65 Hz  
5.5 bar  
approx. 3 s

230 / 254 / 520 mm  
17 kg

### Ordering data

#### Version

#### Note

Type	Qty.	Order No.
Powerstripper AM 12	1	1534740000

## Stripping and crimping machines

- Purely electrically driven for processing harmonised PVC conductors
- Crimping range of 0.5 – 2.5 mm<sup>2</sup> (AWG 20 - 14)
- Weidmüller wire-end ferrules on reel
- Adjustable stripping blades
- Integrated day, total and service counter
- No tool change required when changing the cross-section range
- Simple modification of the machine parameters for the entire crimping range
- Powercrimper 6.0 is an automatic crimping machine for the crimping range 0.5 - 6 mm<sup>2</sup> (AWG 20 - 10)

### Powercrimper 6.0



#### Powercrimper 6.0

- Flexible applications in wire-end ferrule processing
- Short pulse times and easy handling
- Robust and a long service life

### CRIMPFIX E



#### CRIMPFIX E

- 3-level stripping blade adjustable for each cross-section
- Change of tools not necessary
- Crimping length: 8 mm
- Integrated day, total and service counter

## Technical data

Specification	
Stripping range	
Crimping length	
Pulse time	
Cross-section range	
Electrical connection	
Compressed-air connection	
Tool data	
Depth / Width / Height	
Weight	
Note	

## Ordering data

Version	
Note	

POWERCRIMPER 6.0		
Stripping range	0.5 - 6 mm <sup>2</sup> (Crimping range)	
Crimping length	6 - 18 mm	
Pulse time	approx. 1 s	
Cross-section range	0.5...6 mm <sup>2</sup>	
Electrical connection	100 - 240 V / 50/60 Hz / 16 VA	
Compressed-air connection	5.5 bar	
Tool data		
Depth / Width / Height	405 / 165 / 240 mm	
Weight	16 kg	
Note		

Type	Qty.	Order No.
POWERCRIMPER 6.0	1	2634310000
Note		

CRIMPFIX E		
Stripping range	0.5 - 2.5 mm <sup>2</sup>	
Crimping length	8 mm	
Pulse time	approx. 1.8 sec	
Cross-section range	0.5...2.5 mm <sup>2</sup>	
Electrical connection	100 - 240 V AC / 50/60 Hz	
Tool data		
Depth / Width / Height	349 / 288 / 230 mm	
Weight	16 kg	
Note		

Type	Qty.	Order No.
CRIMPFIX E	1	2439140000
Note		

## Stripping and crimping machines

## Stripping and crimping machines

- For loose-packed wire-end ferrules with plastic collar
- Conductor stripping and crimping in one step
- Oscillating conveyor for grabbing free wire-end ferrules
- Quick adjustment to the required cross-section range
- Change of tools not necessary, therefore efficient and time-saving processing

Automatic machines are designed to process wires according to DIN VDE 0295/5, DIN VDE 0281/102 and DIN VDE 0281/103.

Processing of other wire types on request.

## CRIMPFIX R

0.5...2.5 mm<sup>2</sup>



## CRIMPFIX R

- 0,5...2,5 mm<sup>2</sup>
- Crimping quality in accordance with DIN 46228
- Crimping length 8 mm
- Change of tools not necessary
- Magazine optionally available

## CRIMPFIX R VARIO



## CRIMPFIX R VARIO

- Processing of different crimping lengths (8 and 10 mm)
- Variable application for WM wire-end ferrules on a reel with plastic collars in standard and special sizes.
- Short pulse times
- Very simple and uncomplicated operation
- Magazine filling with 23,000 wire-end ferrules for direct processing

## Technical data

Specification
Stripping range
Crimping length
Pulse time
Cross-section range
Electrical connection
Compressed-air connection
Tool data
Depth / Width / Height
Weight
Note

## Ordering data

Version
Note

CRIMPFIX R
0.5 - 2.5 mm <sup>2</sup>
8 mm
approx. 1 s
0.5...2.5 mm <sup>2</sup>
100-240 V / 50/65 Hz
5 bar
330 / 390 / 430 mm
23 kg

Type	Qty.	Order No.
CRIMPFIX R	1	9028500000
CRIMPFIX MAGAZIN	1	2443370000

CRIMPFIX R VARIO
0.5 - 2.5 mm <sup>2</sup> (~AWG 20-14)
8/10 mm
approx. 2 s
0.5...2.5 mm <sup>2</sup>
100 - 240 V / 50/60 Hz / 16 VA
5.5 bar
485 / 335 / 565 mm
25 kg

Type	Qty.	Order No.
CRIMPFIX R VARIO	1	2580000000



## Stripping and crimping machines

- For loose-packed wire-end ferrules with plastic collar
- Conductor stripping and crimping in one step
- Oscillating conveyor for grabbing free wire-end ferrules
- Quick adjustment to the required cross-section range
- Change of tools not necessary, therefore efficient and time-saving processing

Automatic machines are designed to process wires according to DIN VDE 0295/5, DIN VDE 0281/102 and DIN VDE 0281/103.

Processing of other wire types on request.

### CRIMPFIX L / CRIMPFIX LS

0.5...2.5 mm<sup>2</sup>



#### CRIMPFIX L/LS

- Change of tools not necessary
- Short pulse times
- Processing also of special wire-end ferrules with a large plastic collar
- Crimp shape: trapezoidal; optional PZ3 crimp
- Crimping length: CRIMPFIX L: 8 mm, CRIMPFIX LS: 6, 8 and 10 mm
- Electric/pneumatic drive
- Fully electronic control
- For medium-sized batches

### CRIMPFIX LZ

2 x 0.5...2 x 1.5 mm<sup>2</sup>



#### CRIMPFIX LZ

##### For twin wire-end ferrules

- Crimping quality in accordance with DIN 46228
- Change of tools not necessary
- Short pulse times
- Crimping length 8 mm
- Electric/pneumatic drive
- Fully electronic control
- For medium-sized batches

## Technical data

Specification
Stripping range
Crimping length
Pulse time
Cross-section range
Electrical connection
Compressed-air connection
Tool data
Depth / Width / Height
Weight
Note

CRIMPFIX L	CRIMPFIX LS
0.5 - 2.5 mm <sup>2</sup>	0.5 - 2.5 mm <sup>2</sup>
8 mm	6/8/10 mm
approx. 1 s	approx. 1 s
0.5...2.5 mm <sup>2</sup>	0.5...2.5 mm <sup>2</sup>
100-240 V / 50/65 Hz	100-240 V / 50/65 Hz
5 bar	5 bar
330 / 390 / 460 mm	330 / 390 / 460 mm
31 kg	31 kg
Note	Note

CRIMPFIX LZ
2 x 0.5 - 2 x 1.5 mm <sup>2</sup>
8 mm
approx. 1 s
0.5...1.5 mm <sup>2</sup>
100-240 V / 50/65 Hz
5 bar
330 / 390 / 460 mm
31 kg
Note

## Ordering data

Version
Note

Type	Qty.	Order No.
CRIMPFIX L	1	9028530000
CRIMPFIX LS	1	9028540000
Wire end ferrules: see section J		

Type	Qty.	Order No.
CRIMPFIX LZ	1	9027310000
Wire-end ferrules, see chapter J		

## Stripping and crimping machines

## CA 100 C

0.14...0.34 mm<sup>2</sup>

The CA 100 C ("Compact") is an electro-pneumatic, modular crimping machine used to efficiently process unconnected (bulk-packed) ferrules with plastic collars. It is used for wires with small cross-sections of 0.14 to 0.34 mm<sup>2</sup> (AWG 26 to 22).

- For processing small cross-sections from 0.14 to 0.34 mm<sup>2</sup> (AWG 26 to 22), with 6/8 mm crimping lengths
- The removable control panel makes it convenient to operate and adjust.
- Simple, user-friendly menu navigation and touch-screen display
- Daily piece-part counter
- Short insertion length: 22 mm
- Tool is easy to change
- Quick setup and re-tooling
- Short cycle times: 1.5 s
- Crimping quality complies with DIN 46228
- Compact design
- Electro-pneumatic

## Technical data

	CA 100 C
Crimping range	0.14 ... 0.34 mm <sup>2</sup>
Crimping lengths	6 ... 8 mm
Connection	220 V / 50 Hz
Drive	pneumatic
Compressed air connection	5 bar
Processing time	1.5 s
Size W x D x H	260 x 390 x 390
Weight	23 kg

The CA 100 C can be converted for conductor cross-sections in the ranges of 0.14 ... 0.34 mm<sup>2</sup>.

## Ordering data

Type	Qty.	Order No.
CA 100 C	1	on request

## Note on ordering

In order to precisely determine the required conversion tool, you will need the exact specifications for both the wire-end ferrules being processed and the conductors being processed.

**Ferrules see chapter J**

Detailed quotation available on request. Additional accessories can be found in Chapter J.

## CA 100/2.5

0.34 ... 4 mm<sup>2</sup>

The CA 100/2.5 is an electro-pneumatic-driven automatic stripper and crimper for time-saving and efficient processing of loose-packed wire-end ferrules. It is designed for stationary preparation of medium-sized batches of conductors. The machine is characterised by rapid and simple operation.

- Stripping and crimping in one operation
- Electro-pneumatic drive
- Stripping and crimping range 0.34 ... 4 mm<sup>2</sup> (AWG 22 to 12)
- Processes ferrules of various lengths
- Rapid and easy conversion
- Vibration feeder takes loose ferrules

## Technical data

	CA 100/2,5
Crimping range	0.34 ... 4 mm <sup>2</sup> (using respective tool)
Crimping lengths	6 ... 12 mm
Connection	220 V / 50 Hz
Drive	pneumatic
Compressed air connection	5 bar
Processing time	approx. 2.5 s
Crimping	Quadrocrimp
Size W x D x H	530 x 400 x 460
Weight	40 kg
Options	Quadrocrimp Tool: For a perfect 4 sided, crimped square

The CA 100 can be converted for conductor cross-sections in the ranges of 0.14...2.5 or 4...10 mm<sup>2</sup>.

## Ordering data

Type	Qty.	Order No.
CA 100/2.5	1	on request

## Note on ordering

In order to precisely determine the required conversion tool, you will need the exact specifications for both the wire-end ferrules being processed and the conductors being processed.

**Ferrules see chapter J**

Detailed quotation available on request. Additional accessories can be found in Chapter J.

**CA 100/10**4...10 mm<sup>2</sup>

The CA 100/10 is an electropneumatic powered automatic stripper and crimper for time-saving and rational processing of loose wire-end ferrules. It has been developed for the assembly of medium series cables in stationary areas. The automatic machines feature quick and easy handling.

- Stripping and crimping in one operation
- Electropneumatic drive
- Stripping and crimping in a range of 4 to 10 mm<sup>2</sup> (AWG 12 – 8)
- Processing of wire-end ferrules of various lengths
- Quick and easy retooling
- Oscillating conveyor to hold loose wire-end ferrules

**Technical data**

	CA 100/10
Crimping range	4 ... 10 mm <sup>2</sup> (with usage of the respective tool set)
Crimping lengths	6...18 mm
Connection	220 V / 50 Hz
Drive	Electropneumatic
Compressed-air connection	5 bar
Pulse time	approx. 2.5 sec.
Crimping	Trapezoidal crimp
Dimensions W x D x H (mm)	530 x 400 x 460
Weight	40 kg
Options	Quadrocrimp tool: for a perfectly square four-sided crimp

The CA 100 can be converted to a wire cross-section between 0.14 and 2.5 or 4 and 10 mm<sup>2</sup>.

**Ordering data**

Type	Qty.	Order No.
CA 100/10	1	on request

**Note on ordering**

In order to precisely determine the required conversion tool, you will need the exact specifications for both the wire-end ferrules being processed and the cables being processed.

**Wire-end ferrules, see chapter J**

We can send you a detailed offer upon request. Additional accessories can be found in Chapter J.

**CA 4/8 Indent**0.34 ... 2.5 mm<sup>2</sup>

The CA 4/8 Indent is an electro-pneumatic-driven automatic stripper and crimper for processing loose-packed, turned male and female contacts. The contacts are fed automatically via an oscillating conveyor set-up. Conductors and contacts in the 0.34 ... 2.5 mm<sup>2</sup> range (AWG 22 to 14) can be crimped normally with a 4/8 indent crimp shape, in compliance with MIL C-22520/1-01. The settings for stripping and crimp depth are motor-driven. The values can be saved in 50 different programs. The keyboard is used for configuration and programming. Important data, functions and errors are shown on the LCD display. With the help of the appropriate tools, the automatic crimper may be converted to various contacts and/or conductors. It was developed for preparing conductors in medium-batch series for stationary use. The automatic machine can be operated quickly and easily.

- Stripping and crimping in one operation
- Electro-pneumatic drive
- Strips and crimps 0.34 ... 2.5 mm<sup>2</sup>
- Processes loose twisted pin and socket contacts
- Rapid and simple change-over
- Vibration-feeder takes 500 loose machined contacts
- 4/8-Indent crimp conforms with MIL C-22520/1-01
- Program memory for 50 contact variations
- Stripping and crimping dimensions adjusted by means of electric motor

**Technical data**

	CA 4/8 Indent
Stripping range	0.34 ... 2.5 mm <sup>2</sup>
Connection	220 V / 50 Hz / 115 VA
Drive	pneumatic
Compressed air connection	5 bar
Processing time	approx. 2.5 s
Size W x D x H	450 x 490 x 420
Weight	40 kg

**Ordering data**

Type	Qty.	Order No.
CA 4/8 Indent	1	on request

**Note on ordering**

The machine is set up using sample contacts to suit the user's requirements. For this we need the name of the manufacturer, the type designation and the cross-sections of the contacts.

Detailed quotation available on request. Additional accessories can be found in our Heavy-Duty Connectors Catalogue.

# Cable assembly with the highest efficiency

## The highly flexible Weidmüller Wire Processing Center (WPC)

Today's switchgear cabinet construction has to accommodate many standardised cables in the smallest of spaces. Time-consuming wiring and last-minute changes must be carried out under cost pressure and a severe lack of skilled workers. A solution requires a high-performance cable assembly.

The Weidmüller WPC is a modular assembly system consisting of cable processing machines and industrial printers. The modules are interconnected via integrated interfaces and controlled via specialised software. The WPC gives users maximal freedom to enter data, control processes, and integrate components like cable feeding sorting system for finished cables, or additional printers. Users can execute project plans with ease and flexibility.



Cable feeding Option B



Cable feeding Option A



Gripper tray station

### Technical data

Type	Description of article	Stripping range	Electrical connection	Compressed-air connection	Order No.	Qty.
WIRE PROCESSING CENTER	Modular system for cable confectioning with integrated software (workshop wagon, Cutoff 8 Interface, Crimpfix R VARIO, THM MultiMark)	0.5 - 2.5 mm <sup>2</sup> (~AWG 20-14)	100 - 240 V AC / 50/60 Hz	5.5 bar	<b>2634120000</b>	1
WPC WAGON	Workshop wagon (empty wagon with display, control cabinet, storing system for wire end ferrules and markers)		100 - 240 V AC / 50/60 Hz	5.5 bar	<b>2634140000</b>	1
WPC KBZF A	Cable feeding option A				<b>2666380000</b>	1
WPC KBZF B	Cable feeding option B				<b>2666390000</b>	1
WPC GFSN	Grip plate station				<b>2666400000</b>	1



#### Optimisation of the wiring effort

CAE data is easily transferred to the WPC after planning. The software offers filter functions and provides access to data from various projects, ensuring optimal processing of the finishing steps.



#### Consideration of customer requirements

The WPC allows maximal flexibility. That includes various input options for CAE data, versatile modification options, the integration of additional printers, and other components such as cable feed systems.



#### Process reliability and efficiency

The supplied software controls the processing of the assembly steps between the components. Production is simple enough to be run by assistants. Fully skilled professionals are freed to focus on value-adding activities.



# Accessories

<b>Accessories</b>	Introduction	J.2
	Wire-end ferrules with plastic collars	J.4
	Twin wire-end ferrules with plastic collars	J.10
	Wire-end ferrules for short-circuit-proof and earth-fault-proof cables	J.13
	Wire-end ferrules with plastic collars, special sizes	J.14
	Wire-end ferrules without plastic collar	J.15
	Assortment of wire-end ferrules	J.16
	Insulated cable connectors, PVC, with conical cable entry	J.19
	Insulated cable connectors, PA/PC, with conical cable entry	J.23



# Accessories

Weidmüller stocks a comprehensive range of wire end ferrules and insulated cable lugs for immediate supply.

## Wire end ferrules

Wire end ferrules ensure the long-term quality of electrical connections. Another advantage is their usefulness during installation. The wide range of products embraces wire end ferrules with or without plastic collars and twin wire end ferrules in all the colours normally required by users.



## Insulated cable lugs

Insulated cable lugs ensure the long-term quality of electrical connections. Most of the products in the range (apart from the butt connectors) have a conical inlet. This guarantees optimum entry of the conductor as the strands are automatically centred.



## CSA - US certification

The following wire-end ferrules are CSA-US certified:



- Unconnected wire-end ferrules (bulk-packaged) from 0.14 mm<sup>2</sup> to 50 mm<sup>2</sup> (~ AWG 26 - 1)
- Twin wire-end ferrules from 2 x 0.5 mm<sup>2</sup> to 2 x 16 mm<sup>2</sup> (~ AWG 20 - 6)
- Special wire-end ferrules for use in small wire chambers and with AWG wires
- Tape-packaged wire-end ferrules on reels, or on belt, from 0.5 mm<sup>2</sup> to 2.5 mm<sup>2</sup> (~ AWG 20 - 14)
- Un-insulated wire-end ferrules from 0.14 mm<sup>2</sup> to 50 mm<sup>2</sup>

## UL certification

The following ferrules have a UL certification in conjunction with our hand tools and automatic machines:



- Unconnected wire-end ferrules (bulk packaged) from 0.14 mm<sup>2</sup> to 50 mm<sup>2</sup> (~ AWG 26 - 1)

## Tools

## Tools for insulated cable lugs

Tool	Order No.	Type of contact		
		0.5 - 1.5	1.5 - 2.5	4.0 - 6.0
CTI 6	9006120000	●	●	●
CTI 6 G	9202850000	●	●	●
HTI 15	9014400000	●	●	●
Station		red	blue	yellow

## Crimping tools for ferrules

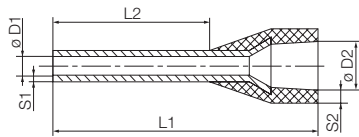
	PZ 1.5	stripax® plus 2.5	PZ 3	PZ 4	PZ 6 Roto L	PZ 6 Roto	PZ 6/5	PZ 10 HEX	PZ 10 SQR	PZ 16	PZ 50
Order No.	9005990000	9020000000	0567300000	9012500000	1444050000	9014350000	9011460000	1445070000	1445080000	9012600000	9006450000
Ferrule mm <sup>2</sup>											
H 0.14	●				●	●		●	●		
H 0.25	●				●	●	●	●	●		
H 0.34	●				●	●	●	●	●		
H 0.5	●	● <sup>1</sup>	●	●	●	●	●	●	●		
H 0.75	●	● <sup>1</sup>	●	●	●	●	●	●	●		
H 1.0	●	● <sup>1</sup>	●	●	●	●	●	●	●		
H 1.5	●	● <sup>1</sup>	●	●	●	●	●	●	●		
H 2.5		● <sup>1</sup>	●	●	●	●	●	●	●		
H 4.0			●	●	●	●	●	●	●		
H 6.0			●		●	●	●	●	●	●	
H 10.0								●	●	●	
H 16.0										●	
H 25.0											●
H 35.0											●
H 50.0											●

●<sup>1</sup> = ferrules in strip form only

Twin wire end ferrules are to be crimped according to the following table:

Tool	Order No.	Ferrules								
		H 0.5	H 0.75	H 1.0	H 1.5	H 2.5	H 4.0	H 6.0	H 10.0	H 16.0
PZ 1.5	9005990000	●	●							
PZ 3	0567300000	●	●	●	●	●				
PZ 4	9012500000	●	●	●	●	●				
PZ 6 Roto	9014350000	●	●	●	●	●	●			
PZ 6 Roto L	1444050000	●	●	●	●	●	●			
PZ 6/5	9011460000			●	●	●	●			
Station		1,5 mm <sup>2</sup>	1,5 mm <sup>2</sup>	2,5 mm <sup>2</sup>	2,5 mm <sup>2</sup>	4 mm <sup>2</sup>	6 mm <sup>2</sup>			
PZ 10 HEX	1445070000	●	●	●	●	●	●	●		
PZ 10 SQR	1445080000	●	●	●	●	●	●	●		
PZ ZH 16	9013600000							●	●	●

## Wire-end ferrules with plastic collars



- Polypropylene conical entry funnel
- Heat-resistant up to 105°C
- The entry funnel can also be manufactured from a non-flammable material on request

For conductors from 0.25-150 mm<sup>2</sup> (AWG 24-300MCM)

Material E-Cu, electro-galvanised

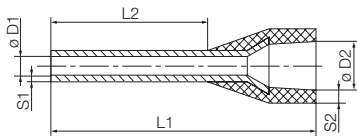
Dimensional tolerance acc. to DIN 46228 Part 4

## Weidmüller colour code

### Packed loose



Type	Ø mm <sup>2</sup>	AWG	L1	L2	D1	D2	S1	S2	Stripping length	Colour	Qty.	Order No.
H0,25/10 HBL	0.25	AWG 24	10.00	6	0.8	1.8	0.15	0.25	8	Light Blue	500	9025740000
H0,25/12 HBL	0.25	AWG 24	12.00	8	0.8	1.8	0.15	0.25	10	Light Blue	500	9025760000
H0,34/10 TK	0.34	AWG 22	10.00	6	0.8	2	0.15	0.25	8	Turquoise	500	9025750000
H0,34/12 TK	0.34	AWG 22	12.00	8	0.8	2	0.15	0.25	10	Turquoise	500	9025770000
H0,5/12 OR	0.5	AWG 20	12.00	6	1	2.6	0.15	0.25	8	orange	500	0409500000
H0,5/14 OR	0.5	AWG 20	14.00	8	1	2.6	0.15	0.25	10	orange	500	0690700000
H0,5/14 OR SP	0.5	AWG 20	14.00	8	1	2.6	0.15	0.25	10	orange	100	1476230000
H0,5/16 OR	0.5	AWG 20	16.00	10	1	2.6	0.15	0.25	12	orange	500	9025870000
H0,5/18 OR	0.5	AWG 20	18.00	12	1	2.6	0.15	0.25	14	orange	500	1076980000
H0,75/12 W	0.75	AWG 18	12.00	6	1.2	2.8	0.15	0.25	8	white	500	0409600000
H0,75/14 W	0.75	AWG 18	14.00	8	1.2	2.8	0.15	0.25	10	white	500	0462900000
H0,75/14 W SP	0.75	AWG 18	14.00	8	1.2	2.8	0.15	0.25	10	white	100	1476240000
H0,75/16 W	0.75	AWG 18	16.00	10	1.2	2.8	0.15	0.25	12	white	500	9025860000
H0,75/18 W	0.75	AWG 18	18.00	12	1.2	2.8	0.15	0.25	14	white	500	9025910000
H1,0/12 GE	1	AWG 17	12.00	6	1.4	3	0.15	0.25	8	yellow	500	0409700000
H1,0/14 GE	1	AWG 17	14.00	8	1.4	3	0.15	0.25	10	yellow	500	0463000000
H1,0/14 GE SP	1	AWG 17	14.00	8	1.4	3	0.15	0.25	10	yellow	100	1476250000
H1,0/16 GE	1	AWG 17	16.00	10	1.4	3	0.15	0.25	12	yellow	500	9025950000
H1,0/18 GE	1	AWG 17	18.00	12	1.4	3	0.15	0.25	15	yellow	500	9025930000
H1,5/14 R	1.5	AWG 16	14.00	8	1.7	3.5	0.15	0.25	10	red	500	0463100000
H1,5/14 R SP	1.5	AWG 16	14.00	8	1.7	3.5	0.15	0.25	10	red	100	1476270000
H1,5/16 R	1.5	AWG 16	16.00	10	1.7	3.5	0.15	0.25	12	red	500	0635100000
H1,5/24 R	1.5	AWG 16	24.00	18	1.7	3.5	0.15	0.25	20	red	500	0565600000
H2,5/15D BL	2.5	AWG 14	15.00	8	2.2	4.2	0.15	0.25	10	blue	500	9019160000
H2,5/15D BL SP	2.5	AWG 14	15.00	8	2.2	4.2	0.15	0.25	10	blue	100	1476280000
H2,5/19D BL	2.5	AWG 14	19.00	12	2.2	4.2	0.15	0.25	14	blue	500	9019170000
H2,5/25D BL	2.5	AWG 14	25.00	18	2.2	4.2	0.15	0.25	20	blue	500	9019180000
H4,0/18D GR	4	AWG 12	18.00	10	2.8	4.8	0.2	0.3	12	grey	500	9019190000
H4,0/18D GR SP	4	AWG 12	18.00	10	2.8	4.8	0.2	0.3	20	grey	100	1476290000
H4,0/20D GR	4	AWG 12	20.00	12	2.8	4.8	0.2	0.3	14	grey	500	9019200000
H4,0/26D GR	4	AWG 12	26.00	18	2.8	4.8	0.2	0.3	20	grey	100	9019210000
H6,0/20 SW	6	AWG 10	20.00	12	3.5	6.3	0.2	0.3	14	black	100	0533500000
H6,0/26 SW	6	AWG 10	26.00	18	3.5	6.3	0.2	0.3	20	black	100	0565700000
H10,0/22 EB	10	AWG 8	22.00	12	4.5	7.6	0.2	0.4	15	ivory	100	0534200000
H10,0/28 EB	10	AWG 8	28.00	18	4.5	7.6	0.2	0.4	21	ivory	100	0565800000
H16,0/22 GN	16	AWG 6	22.00	12	5.8	8.8	0.2	0.4	15	green	100	0565900000
H16,0/28 GN	16	AWG 6	28.00	18	5.8	8.8	0.2	0.4	21	green	100	0566000000
H25,0/30 BR	25	AWG 3	30.00	16	7.3	11.2	0.2	0.4	18	brown	50	0317000000
H25,0/36 BR	25	AWG 3	36.00	22	7.3	11.2	0.2	0.4	24	brown	50	0317100000
H35,0/30 BE	35	AWG 2	30.00	16	8.3	12.7	0.2	0.4	19	beige	50	0317200000
H35,0/39 BE	35	AWG 2	39.00	25	8.3	12.7	0.2	0.4	28	beige	50	0317300000
H50/36 OLV	50	AWG 1	36.00	20	10.3	15	0.3	0.5	26	Olive green	50	0444200000
H70,0/37 GE	70	AWG 2/0	37.00	21	12.7	16	0.35	0.6	26	yellow	25	9028200000
H95,0/44 R	95	AWG 3/0	44.00	25	14.7	18	0.35	0.6	31	red	25	9028210000
H120,0/50 BL	120	AWG 4/0	50.00	30	16.5	21	0.5	0.7	36	blue	25	9028220000
H150,0/54 GE	150	AWG 300 MCM	54.00	32	18.5	23.5	0.5	0.75	38	yellow	25	9028230000



- Polypropylene conical entry funnel
- Heat-resistant up to 105°C
- The entry funnel can also be manufactured from a non-flammable material on request

For conductors from 0.14-4 mm<sup>2</sup> (AWG 26-12)  
Material E-Cu, electro-galvanised  
Dimensional tolerance acc. to DIN 46228 Part 4

### Weidmüller colour code

#### In multi-pack bag



Type	Ø mm <sup>2</sup>	AWG	L1	L2	D1	D2	S1	S2	Stripping length	Colour	Qty.	Order No.
H0,14/10 GR SV	0.14	AWG 26	10.00	6	0.6	1.5	0.15	0.25	8	● grey	500	9005180000
H0,14/12 GR SV	0.14	AWG 26	12.00	8	0.6	1.5	0.15	0.25	10	● grey	500	9028240000
H0,25/10 HBL SV	0.25	AWG 24	10.00	6	0.8	1.8	0.15	0.25	8	● Light Blue	500	9026050000
H0,25/12 HBL SV	0.25	AWG 24	12.00	8	0.8	1.8	0.15	0.25	10	● Light Blue	500	9025780000
H0,34/10 TK SV	0.34	AWG 22	10.00	6	0.8	2	0.15	0.25	8	● Turquoise	500	9026030000
H0,34/12 TK SV	0.34	AWG 22	12.00	8	0.8	2	0.15	0.25	10	● Turquoise	500	9025790000
H0,5/12 OR SV	0.5	AWG 20	12.00	6	1	2.6	0.15	0.25	8	● orange	500	9028260000
H0,5/14 OR SV	0.5	AWG 20	14.00	8	1	2.6	0.15	0.25	10	● orange	500	9026060000
H0,5/16 OR SV	0.5	AWG 20	16.00	10	1	2.6	0.15	0.25	12	● orange	500	9028270000
H0,75/12 W SV	0.75	AWG 18	12.00	6	1.2	2.8	0.15	0.25	8	○ white	500	9028280000
H0,75/14 W SV	0.75	AWG 18	14.00	8	1.2	2.8	0.15	0.25	10	○ white	500	9026070000
H0,75/16 W SV	0.75	AWG 18	16.00	10	1.2	2.8	0.15	0.25	12	○ white	500	9028290000
H0,75/18 W SV	0.75	AWG 18	18.00	12	1.2	2.8	0.15	0.25	14	○ white	500	9028300000
H1,0/12 GE SV	1	AWG 17	12.00	6	1.4	3	0.15	0.25	8	● yellow	500	9028310000
H1,0/14 GE SV	1	AWG 17	14.00	8	1.4	3	0.15	0.25	10	● yellow	500	9026080000
H1,0/16 GE SV	1	AWG 17	16.00	10	1.4	3	0.15	0.25	12	● yellow	500	9028320000
H1,0/18 GE SV	1	AWG 17	18.00	12	1.4	3	0.15	0.25	15	● yellow	500	9028340000
H1,5/14 R SV	1.5	AWG 16	14.00	8	1.7	3.5	0.15	0.25	10	● red	500	9026090000
H1,5/16 R SV	1.5	AWG 16	16.00	10	1.7	3.5	0.15	0.25	12	● red	500	9028350000
H2,5/15 BL SV	2.5	AWG 14	15.00	8	2.2	4.2	0.15	0.25	10	● blue	500	9026100000
H4,0/18 GR SV	4	AWG 12	18.00	10	2.8	4.8	0.2	0.3	12	● grey	250	9026010000

### Weidmüller colour code

#### Strips of linked wire-end ferrules



Type	Ø mm <sup>2</sup>	AWG	L1	L2	D1	D2	S1	S2	Stripping length	Colour	Qty.	Order No.
H0,5/14 OR BD	0.5	AWG 20	14.00	8	1	2.6	0.15	0.25	10	● orange	500	9004270000
H0,75/14 W BD	0.75	AWG 18	14.00	8	1.2	2.8	0.15	0.25	10	○ white	500	9004290000
H1,0/14 GE BD	1	AWG 17	14.00	8	1.4	3	0.15	0.25	10	● yellow	500	9004320000
H1,5/14 R BD	1.5	AWG 16	14.00	8	1.7	3.2	0.15	0.25	10	● red	500	9004340000
H2,5/14D BL BD	2.5	AWG 14	14.00	8	2.2	4	0.15	0.25	10	● blue	500	9004360000

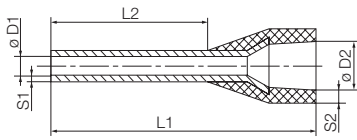
### Weidmüller colour code

#### Reel of linked wire-end ferrules



Type	Ø mm <sup>2</sup>	AWG	L1	L2	D1	D2	S1	S2	Stripping length	Colour	Qty.	Order No.
H0,5/14 OR BD GSP	0.5	AWG 20	14.00	8	1	2.6	0.15	0.25	10	● orange	5000	9005810000
H0,5/16 OR BD GSP	0.5	AWG 20	16.00	10	1	2.6	0.15	0.25	12	● orange	5000	1476010000
H0,75/14 W BD GSP	0.75	AWG 18	14.00	8	1.2	2.8	0.15	0.25	10	○ white	5000	9005820000
H0,75/16 W BD GSP	0.75	AWG 18	16.00	10	1.2	2.8	0.15	0.25	12	○ white	5000	1476030000
H1,0/14 GE BD GSP	1	AWG 17	14.00	8	1.4	3	0.15	0.25	10	● yellow	5000	9005830000
H1,0/16 GE BD GSP	1	AWG 17	16.00	10	1.4	3	0.15	0.25	12	● yellow	5000	1476040000
H1,5/14 R BD GSP	1.5	AWG 16	14.00	8	1.7	3.5	0.15	0.25	10	● red	5000	9005840000
H1,5/16 R BD GSP	1.5	AWG 16	16.00	10	1.7	3.5	0.15	0.25	12	● red	5000	1476050000
H2,5/14D BL BD GSP	2.5	AWG 14	14.00	8	2.2	4.2	0.15	0.25	10	● blue	3000	9005850000
H2,5/16D BL BD GSP	2.5	AWG 14	16.00	10	2.2	4.2	0.15	0.25	12	● blue	3000	1476060000

## Wire-end ferrules with plastic collars



- Polypropylene conical entry funnel
- Heat-resistant up to 105 °C
- The entry funnel can also be manufactured from a non-flammable material on request

For conductors from 0.5-50 mm<sup>2</sup> (AWG 20-1)  
 Material E-Cu, electro-galvanised  
 Dimensional tolerance acc. to DIN 46228 Part 4

### DIN colour code

#### Packed loose



Type	Ø mm <sup>2</sup>	AWG	L1	L2	D1	D2	S1	S2	Stripping length	Colour	VG*	Qty.	Order No.
H0,5/12D W	0.5	AWG 20	12.00	6	1	2.6	0.15	0.25	8	○ white	T 20A 001 A	500	9019000000
H0,5/14D W	0.5	AWG 20	14.00	8	1	2.6	0.15	0.25	10	○ white	T 20A 002 A	500	9019010000
H0,5/14D W SP	0.5	AWG 20	14.00	8	1	2.6	0.15	0.25	10	○ white	T 20A 002 A	100	1476300000
H0,5/16D W	0.5	AWG 20	16.00	10	1	2.6	0.15	0.25	12	○ white	T 20A 003 A	500	9019020000
H0,5/18D W	0.5	AWG 20	18.00	12	1	2.6	0.15	0.25	14	○ white	T 20A 003 A	500	1076990000
H0,75/12D GR	0.75	AWG 18	12.00	6	1.2	2.8	0.15	0.25	8	● grey	T 20A 005 A	500	9019030000
H0,75/14D GR	0.75	AWG 18	14.00	8	1.2	2.8	0.15	0.25	10	● grey	T 20A 004 A	500	9019040000
H0,75/16D GR	0.75	AWG 18	16.00	10	1.2	2.8	0.15	0.25	12	● grey	T 20A 006 A	500	9019050000
H0,75/18D GR	0.75	AWG 18	18.00	12	1.2	2.8	0.15	0.25	14	● grey	T 20A 007 A	500	9019060000
H1,0/12D R	1	AWG 17	12.00	6	1.4	3	0.15	0.25	8	● red	T 20A 008 A	500	9019070000
H1,0/14D R	1	AWG 17	14.00	8	1.4	3	0.15	0.25	10	● red	T 20A 009 A	500	9019080000
H1,0/14D R SP	1	AWG 17	14.00	8	1.4	3	0.15	0.25	10	● red	T 20A 009 A	100	1476320000
H1,0/16D R	1	AWG 17	16.00	10	1.4	3	0.15	0.25	12	● red	T 20A 010 A	500	9019100000
H1,0/18D R	1	AWG 17	18.00	12	1.4	3	0.15	0.25	15	● red	T 20A 011 A	500	9019110000
H1,5/14D SW	1.5	AWG 16	14.00	8	1.7	3.5	0.15	0.25	10	● black	T 20A 012 A	500	9019120000
H1,5/14D SW SP	1.5	AWG 16	14.00	8	1.7	3.5	0.15	0.25	10	● black	T 20A 012 A	100	1476330000
H1,5/16D SW	1.5	AWG 16	16.00	10	1.7	3.5	0.15	0.25	12	● black	T 20A 013 A	500	9019130000
H1,5/18D SW	1.5	AWG 16	18.00	12	1.7	3.5	0.15	0.25	15	● black	T 20A 014 A	500	9019140000
H1,5/24D SW	1.5	AWG 16	24.00	18	1.7	3.5	0.15	0.25	20	● black	T 20A 015 A	500	9019150000
H2,5/15D BL	2.5	AWG 14	15.00	8	2.2	4.2	0.15	0.25	10	● blue	T 20A 017 A	500	9019160000
H2,5/19D BL	2.5	AWG 14	19.00	12	2.2	4.2	0.15	0.25	14	● blue	T 20A 017 A	500	9019170000
H2,5/25D BL	2.5	AWG 14	25.00	18	2.2	4.2	0.15	0.25	20	● blue	T 20A 018 A	500	9019180000
H4,0/18D GR	4	AWG 12	18.00	10	2.8	4.8	0.2	0.3	12	● grey	T 20A 019 A	500	9019190000
H4,0/20D GR	4	AWG 12	20.00	12	2.8	4.8	0.2	0.3	14	● grey	T 20A 020 A	500	9019200000
H4,0/26D GR	4	AWG 12	26.00	18	2.8	4.8	0.2	0.3	20	● grey	T 20A 021 A	100	9019210000
H6,0/20D GE	6	AWG 10	20.00	12	3.5	6.3	0.2	0.3	14	● yellow	T 20A 022 A	100	9019220000
H6,0/26D GE	6	AWG 10	26.00	18	3.5	6.3	0.2	0.3	20	● yellow	T 20A 023 A	100	9019230000
H10,0/22D R	10	AWG 7	22.00	12	4.5	7.6	0.2	0.4	15	● red	T 20A 024 A	100	9019240000
H10,0/28D R	10	AWG 7	28.00	18	4.5	7.6	0.2	0.4	21	● red	T 20A 025 A	100	9019250000
H16,0/22D BL	16	AWG 6	22.00	12	5.8	8.8	0.2	0.4	15	● blue	T 20A 026 A	100	9019260000
H16,0/28D BL	16	AWG 6	28.00	18	5.8	8.8	0.2	0.4	21	● blue	T 20A 027 A	100	9019270000
H25,0/30D 16 GE	25	AWG 3	30.00	16	7.3	11.2	0.2	0.4	18	● yellow	T 20A 028 A	50	9019280000
H25,0/36D GE	25	AWG 3	36.00	22	7.3	11.2	0.2	0.4	24	● yellow	T 20A 030 A	50	9019300000
H35,0/30D 16 R	35	AWG 2	30.00	16	8.3	12.7	0.2	0.4	19	● red	T 20A 031 A	50	9019310000
H35,0/32D R	35	AWG 2	32.00	18	8.3	12.7	0.2	0.4	19	● red	T 20A 032 A	50	9019320000
H35,0/39D R	35	AWG 2	39.00	25	8.3	12.7	0.2	0.4	28	● red	T 20A 033 A	50	9019330000
H50,0/41D BL	50	AWG 1	41.00	25	10.3	15	0.3	0.5	31	● blue	T 20A 035 A	50	9019350000
H50/36D BL	50	AWG 1	36.00	20	10.3	15	0.3	0.5	26	● blue	T 20A 034 A	50	9019340000

### DIN colour code

#### In multi-pack bag



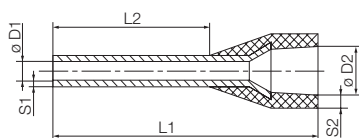
Type	Ø mm <sup>2</sup>	AWG	L1	L2	D1	D2	S1	S2	Stripping length	Colour	VG*	Qty.	Order No.
H0,5/14D W SV	0.5	AWG 20	14.00	8	1	2.6	0.15	0.25	10	○ white	T 20A 002 A	500	9019400000
H0,75/14D GR SV	0.75	AWG 18	14.00	8	1.2	2.8	0.15	0.25	10	● grey	T 20A 005 A	500	9019410000
H1,0/14D R SV	1	AWG 17	14.00	8	1.4	3	0.15	0.25	10	● red	T 20A 009 A	500	9019420000
H1,5/14D SW SV	1.5	AWG 16	14.00	8	1.7	3.5	0.15	0.25	10	● black	T 20A 012 A	500	9019430000
H2,5/15 BL SV	2.5	AWG 14	15.00	8	2.2	4.2	0.15	0.25	10	● blue	T 20A 017 A	500	9026100000
H4,0/18 GR SV	4	AWG 12	18.00	10	2.8	4.8	0.2	0.3	12	● grey	T 20A 019 A	250	9026010000

### DIN colour code

#### Strips of linked wire-end ferrules



Type	Ø mm <sup>2</sup>	AWG	L1	L2	D1	D2	S1	S2	Stripping length	Colour	VG*	Qty.	Order No.
H0,5/14D W BD	0.5	AWG 20	14.00	8	1	2.6	0.15	0.25	10	○ white	T 20A 002 A	500	9004280000
H0,75/14D GR BD	0.75	AWG 18	14.00	8	1.2	2.8	0.15	0.25	10	● grey	T 20A 005 A	500	9004300000
H1,0/14D R BD	1	AWG 17	14.00	8	1.4	3	0.15	0.25	10	● red	T 20A 009 A	500	9004330000
H1,5/14D SW BD	1.5	AWG 16	14.00	8	1.7	3.2	0.15	0.25	10	● black	T 20A 012 A	500	9004350000
H2,5/14D BL BD	2.5	AWG 14	14.00	8	2.2	4	0.15	0.25	10	● blue	T 20A 017 A	500	9004360000



- Polypropylene conical entry funnel
- Heat-resistant up to 105 °C
- The entry funnel can also be manufactured from a non-flammable material on request

For conductors from 0.5-2.5 mm<sup>2</sup> (AWG 20-14)

Material E-Cu, electro-galvanised

Dimensional tolerance acc. to DIN 46228 Part 4

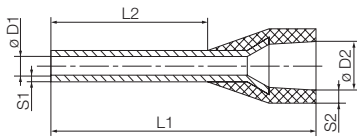
### DIN colour code

#### Reel of linked wire-end ferrules



Type	Ø mm <sup>2</sup>	AWG	L1	L2	D1	D2	S1	S2	Stripping length	Colour	Qty.	Order No.
H0,5/14D W BD GSP	0.5	AWG 20	14.00	8	1	2.6	0.15	0.25	10	○ white	5000	9005860000
H0,5/16D W BD GSP	0.5	AWG 20	16.00	10	1	2.6	0.15	0.25	12	○ white	5000	1476070000
H0,75/14D GR	0.75	AWG 18	14.00	8	1.2	2.8	0.15	0.25	10	● grey	5000	9005870000
H0,75/16D GR BD GSP	0.75	AWG 18	16.00	10	1.2	2.8	0.15	0.25	12	● grey	5000	1476080000
H1,0/14D R BD GSP	1	AWG 17	14.00	8	1.4	3	0.15	0.25	10	● red	5000	9005880000
H1,0/16D R BD GSP	1	AWG 17	16.00	10	1.4	3	0.15	0.25	12	● red	5000	1476090000
H1,5/14D SW BD GSP	1.5	AWG 16	14.00	8	1.7	3.5	0.15	0.25	10	● black	5000	9005890000
H1,5/16D SW BD GSP	1.5	AWG 16	16.00	10	1.7	3.5	0.15	0.25	12	● black	5000	1476100000
H2,5/14D BL BD GSP	2.5	AWG 14	14.00	8	2.2	4.2	0.15	0.25	10	● blue	3000	9005850000
H2,5/16D BL BD GSP	2.5	AWG 14	16.00	10	2.2	4.2	0.15	0.25	12	● blue	3000	1476060000

## Wire-end ferrules with plastic collars



- Polypropylene conical entry funnel
- Heat-resistant up to 105 °C
- The entry funnel can also be manufactured from a non-flammable material on request

For conductors from 0.14-25 mm<sup>2</sup> (AWG 26-3)  
 Material E-Cu, electro-galvanised  
 Dimensional tolerance acc. to DIN 46228 Part 4

### Other colour code

#### Packed loose



Type	Ø mm <sup>2</sup>	AWG	L1	L2	D1	D2	S1	S2	Stripping length	Colour	Qty.	Order No.
H0,25/10T GE	0.25	AWG 24	10.00	6	0.8	1.8	0.15	0.25	8	● yellow	500	9021010000
H0,25/12T GE	0.25	AWG 24	12.00	8	0.8	1.8	0.15	0.25	10	● yellow	500	9021020000
H0,5/12D W	0.5	AWG 20	12.00	6	1	2.6	0.15	0.25	8	○ white	500	9019000000
H0,5/14D W	0.5	AWG 20	14.00	8	1	2.6	0.15	0.25	10	○ white	500	9019010000
H0,5/16D W	0.5	AWG 20	16.00	10	1	2.6	0.15	0.25	12	○ white	500	9019020000
H0,5/18D W	0.5	AWG 20	18.00	12	1	2.6	0.15	0.25	14	○ white	500	1076990000
H0,75/12T HBL	0.75	AWG 18	12.00	6	1.2	2.8	0.15	0.25	8	● Light Blue	500	9021030000
H0,75/14 HBL	0.75	AWG 18	14.00	8	1.2	2.8	0.15	0.25	10	● Light Blue	500	9021040000
H0,75/16T HBL	0.75	AWG 18	16.00	10	1.2	2.8	0.15	0.25	12	● Light Blue	500	9021050000
H0,75/18T HBL	0.75	AWG 18	18.00	12	1.2	2.8	0.15	0.25	14	● Light Blue	500	9021060000
H1,0/12D R	1	AWG 17	12.00	6	1.4	3	0.15	0.25	8	● red	500	9019070000
H1,0/14D R	1	AWG 17	14.00	8	1.4	3	0.15	0.25	10	● red	500	9019080000
H1,0/16D R	1	AWG 17	16.00	10	1.4	3	0.15	0.25	12	● red	500	9019100000
H1,0/18D R	1	AWG 17	18.00	12	1.4	3	0.15	0.25	15	● red	500	9019110000
H1,5/14D SW	1.5	AWG 16	14.00	8	1.7	3.5	0.15	0.25	10	● black	500	9019120000
H1,5/16D SW	1.5	AWG 16	16.00	10	1.7	3.5	0.15	0.25	12	● black	500	9019130000
H1,5/18D SW	1.5	AWG 16	18.00	12	1.7	3.5	0.15	0.25	15	● black	500	9019140000
H1,5/24D SW	1.5	AWG 16	24.00	18	1.7	3.5	0.15	0.25	20	● black	500	9019150000
H2,5/15T GR	2.5	AWG 14	15.00	8	2.2	4.2	0.15	0.25	10	● grey	500	9021070000
H2,5/19T GR	2.5	AWG 14	19.00	12	2.2	4.2	0.15	0.25	14	● grey	500	9021080000
H2,5/25T GR	2.5	AWG 14	25.00	18	2.2	4.2	0.15	0.25	20	● grey	500	9021090000
H4,0/18T OR	4	AWG 12	18.00	10	2.8	4.8	0.2	0.3	12	● orange	500	9021100000
H4,0/20T OR	4	AWG 12	20.00	12	2.8	4.8	0.2	0.3	14	● orange	500	9021110000
H4,0/26T OR	4	AWG 12	26.00	18	2.8	4.8	0.2	0.3	20	● orange	100	9021120000
H6,0/20T GN	6	AWG 10	20.00	12	3.5	6.3	0.2	0.3	14	● green	100	9021130000
H6/26T GN	6	AWG 10	26.00	18	3.5	6.3	0.2	0.3	20	● green	100	9021140000
H10,0/22T BR	10	AWG 8	22.00	12	4.5	7.6	0.2	0.4	15	● brown	100	9021150000
H10,0/28T BR	10	AWG 8	28.00	18	4.5	7.6	0.2	0.4	21	● brown	100	9021160000
H16,0/22T W	16	AWG 6	22.00	12	5.8	8.8	0.2	0.4	15	○ white	100	9021170000
H16,0/28T W	16	AWG 6	28.00	18	5.8	8.8	0.2	0.4	21	○ white	100	9021180000
H25,0/30T SW	25	AWG 3	30.00	16	7.3	11.2	0.2	0.4	18	● black	50	9021190000
H25,0/36T SW	25	AWG 3	36.00	22	7.3	11.2	0.2	0.4	24	● black	50	9021200000

### Other colour code

#### In multi-pack bag



Type	Ø mm <sup>2</sup>	AWG	L1	L2	D1	D2	S1	S2	Stripping length	Colour	Qty.	Order No.
H0,14/10T BR SV	0.14	AWG 26	10.00	6	0.6	1.5	0.15	0.25	8	● brown	500	9028250000
H0,25/10T GE SV	0.25	AWG 24	10.00	6	0.8	1.8	0.15	0.25	8	● yellow	500	9021210000
H0,25/12T GE SV	0.25	AWG 24	12.00	8	0.8	1.8	0.15	0.25	10	● yellow	500	9021220000
H0,5/14D W SV	0.5	AWG 20	14.00	8	1	2.6	0.15	0.25	10	○ white	500	9019400000
H0,75/14T HBL SV	0.75	AWG 18	14.00	8	1.2	2.8	0.15	0.25	10	● Light Blue	500	9021230000
H1,0/14D R SV	1	AWG 17	14.00	8	1.4	3	0.15	0.25	10	● red	500	9019420000
H1,5/14D SW SV	1.5	AWG 16	14.00	8	1.7	3.5	0.15	0.25	10	● black	500	9019430000
H2,5/15T GR SV	2.5	AWG 14	15.00	8	2.2	4.2	0.15	0.25	10	● grey	500	9021240000
H4,0/18T OR SV	4	AWG 12	18.00	10	2.8	4.8	0.2	0.3	12	● orange	250	9021250000

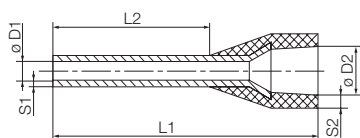
### Other colour code

#### Strips of linked wire-end ferrules



Type	Ø mm <sup>2</sup>	AWG	L1	L2	D1	D2	S1	S2	Stripping length	Colour	Qty.	Order No.
H0,5/14D W BD	0.5	AWG 20	14.00	8	1	2.6	0.15	0.25	10	○ white	500	9004280000
H0,75/14T HBL BD	0.75	AWG 18	14.00	8	1.2	2.8	0.15	0.25	10	● Light Blue	500	9004310000
H1,0/14D R BD	1	AWG 17	14.00	8	1.4	3	0.15	0.25	10	● red	500	9004330000
H1,5/14D SW BD	1.5	AWG 16	14.00	8	1.7	3.2	0.15	0.25	10	● black	500	9004350000
H2,5/14T GR BD	2.5	AWG 14	14.00	8	2.2	4	0.15	0.25	11	● grey	500	9004370000





- Polypropylene conical entry funnel
- Heat-resistant up to 105 °C
- The entry funnel can also be manufactured from a non-flammable material on request

For conductors from 0.5-2.5 mm<sup>2</sup> (AWG 20-14)

Material E-Cu, electro-galvanised

Dimensional tolerance acc. to DIN 46228 Part 4

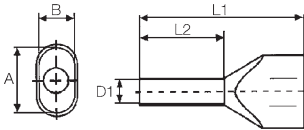
### Other colour code

#### Reel of linked wire-end ferrules



Type	Ø mm <sup>2</sup>	AWG	L1	L2	D1	D2	S1	S2	Stripping length	Colour	Qty.	Order No.
H0,5/14D W BD GSP	0.5	AWG 20	14.00	8	1	2.6	0.15	0.25	10	○ white	5000	9005860000
H0,5/16D W BD GSP	0.5	AWG 20	16.00	10	1	2.6	0.15	0.25	12	○ white	5000	1476070000
H0,75/14T BL BD GSP	0.75	AWG 18	14.00	8	1.2	2.8	0.15	0.25	10	● Light Blue	5000	9005900000
H0,75/16T BL BD GSP	0.75	AWG 18	16.00	10	1.2	2.8	0.15	0.25	12	● Light Blue	5000	1476110000
H1,0/14D R BD GSP	1	AWG 17	14.00	8	1.4	3	0.15	0.25	10	● red	5000	9005880000
H1,0/16D R BD GSP	1	AWG 17	16.00	10	1.4	3	0.15	0.25	12	● red	5000	1476090000
H1,5/14D SW BD GSP	1.5	AWG 16	14.00	8	1.7	3.5	0.15	0.25	10	● black	5000	9005890000
H1,5/16D SW BD GSP	1.5	AWG 16	16.00	10	1.7	3.5	0.15	0.25	12	● black	5000	1476100000
H2,5/14T GR BD GSP	2.5	AWG 14	14.00	8	2.2	4.2	0.15	0.25	10	● grey	3000	9005910000
H2,5/16T GR BD GSP	2.5	AWG 14	16.00	10	2.2	4.2	0.15	0.25	12	● grey	3000	1476120000

## Twin wire-end ferrules with plastic collars



- Polypropylene conical entry funnel
- Heat-resistant up to 105°C
- The entry funnel can also be manufactured from a non-flammable material on request

For conductors of 2 x 0.34-2 x 16 mm<sup>2</sup> (2 x AWG 22-2 x AWG6)

Material E-Cu, electro-galvanised

Dimensional tolerance acc. to DIN 46228 Part 4

## Weidmüller colour code

## Packed loose



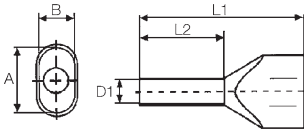
Type	Ø mm <sup>2</sup>	AWG	L1	L2	D1	D2	S1	S2	Stripping length	Colour	Qty.	Order No.
H0,34/14 ZH TK	0.34	AWG 22	14.00	8	1.2		0.15	0.25	11	● Turquoise	500	1139070000
H0,5/14 ZH OR	0.5	AWG 20	14.00	8	1.4		0.15	0.3	11	● orange	500	9037200000
H0,5/16 ZH OR	0.5	AWG 20	16.00	10	1.4		0.15	0.3	13	● orange	500	9037210000
H0,5/18 ZH OR	0.5	AWG 20	18.00	12	1.4		0.15	0.3	15	● orange	500	9037220000
H0,75/14 ZH W	0.75	AWG 18	14.00	8	1.7		0.15	0.3	11	○ white	500	9037230000
H0,75/16 ZH W	0.75	AWG 18	16.00	10	1.7		0.15	0.3	13	○ white	500	9037240000
H0,75/19S ZH W	0.75	AWG 18	19.00	12	1.7		0.15	0.3	21	○ white	500	9202820000
H0,75/24 ZH W	0.75	AWG 18	24.00	18	1.7		0.15	0.3	21	○ white	500	9037250000
H1,0/15 ZH GE	1	AWG 17	15.00	8	2		0.15	0.3	11	● yellow	500	9037260000
H1,0/15S ZH GE	1	AWG 17	15.00	8	2.2		0.15	0.3	12	● yellow	500	9018690000
H1,0/19 ZH GE	1	AWG 17	19.00	12	2		0.15	0.3	16	● yellow	500	9037270000
H1,0/25 ZH GE	1	AWG 17	25.00	18	2		0.15	0.3	22	● yellow	500	9037280000
H1,5/16 ZH R	1.5	AWG 16	16.00	8	2.2		0.15	0.3	11	● red	500	9037290000
H1,5/20 ZH R	1.5	AWG 16	20.00	12	2.2		0.15	0.3	15	● red	500	9037300000
H1,5/26 ZH R	1.5	AWG 16	26.00	18	2.2		0.15	0.3	21	● red	100	9037310000
H2,5/19D ZH BL	2.5	AWG 14	19.00	10	2.8		0.15	0.4	13	● blue	500	9037500000
H2,5/21D ZH BL	2.5	AWG 14	21.00	12	2.8		0.15	0.4	15	● blue	100	9037510000
H2,5/27D ZH BL	2.5	AWG 14	27.00	18	2.8		0.15	0.4	21	● blue	100	9037520000
H4,0/22D ZH GR	4	AWG 12	22.00	12	3.5		0.2	0.5	15	● grey	100	9037530000
H4,0/28D ZH GR	4	AWG 12	28.00	18	3.5		0.2	0.5	21	● grey	100	9037540000
H6,0/23 ZH SW	6	AWG 10	23.00	12	4.5		0.2	0.5	20	● black	100	9037320000
H6,0/29 ZH SW	6	AWG 10	29.00	18	4.5		0.2	0.5	24	● black	100	9037330000
H10,0/24 ZH EB	10	AWG 8	24.00	12	5.8		0.2	0.5	17	● ivory	100	9037340000
H10,0/30 ZH EB	10	AWG 8	30.00	18	5.8		0.2	0.5	23	● ivory	100	9037350000
H10,24S ZH EB	10	AWG 8	24.00	12	6.5		0.2	0.5	17	● ivory	100	9018860000
H10,30S ZH EB	10	AWG 8	30.00	18	6.5		0.2	0.5	23	● ivory	100	9018870000
H16,0/29 ZH GN	16	AWG 6	29.00	16	8.3		0.3	0.6	20	● green	50	9037360000
H16,0/38 ZH GN	16	AWG 6	38.00	25	8.3		0.3	0.6	29	● green	50	9037370000

## Weidmüller colour code

## In multi-pack bag



Type	Ø mm <sup>2</sup>	AWG	L1	L2	D1	D2	S1	S2	Stripping length	Colour	Qty.	Order No.
H0,5/14 ZH OR SV	0.5	AWG 20	14.00	8	1.4		0.15	0.3	11	● orange	500	9004440000
H0,75/14 ZH W SV	0.75	AWG 18	14.00	8	1.7		0.15	0.3	11	○ white	500	9018510000
H0,75/16 ZH W SV	0.75	AWG 18	16.00	10	1.7		0.15	0.3	13	○ white	500	9004900000
H1,0/15 ZH GE SV	1	AWG 17	15.00	8	2		0.15	0.3	12	● yellow	500	9018530000
H1,0/15S ZH GE SV	1	AWG 17	15.00	8	2.2		0.15	0.3	12	● yellow	500	9018650000
H1,0/19 ZH GE SV	1	AWG 17	19.00	12	2		0.15	0.3	16	● yellow	500	9004910000
H1,5/16 ZH R SV	1.5	AWG 16	16.00	8	2.2		0.15	0.3	11	● red	500	9004410000
H1,5/20 ZH R SV	1.5	AWG 16	20.00	12	2.2		0.15	0.3	15	● red	500	9004920000
H2,5/19D ZH BL SV	2.5	AWG 14	19.00	10	2.8		0.15	0.4	13	● blue	250	9004430000
H2,5/21D ZH BL SV	2.5	AWG 14	21.00	12	2.8		0.15	0.4	15	● blue	250	9004740000
H4/22D ZH GR SV	4	AWG 12	22.00	12	3.5		0.2	0.5	15	● grey	100	9004730000
H6,0/23 ZH SW SV	6	AWG 10	23.00	12	4.5		0.2	0.5	20	● black	100	9004930000
H10,0/24 ZH EB SV	10	AWG 8	24.00	12	5.8		0.2	0.5	17	● ivory	100	9004940000



- Polypropylene conical entry funnel
- Heat-resistant up to 105°C
- The entry funnel can also be manufactured from a non-flammable material on request

For conductors of 2 x 0.5-2 x 16 mm<sup>2</sup> (2 x AWG 20-2 x AWG6)

Material E-Cu, electro-galvanised

Dimensional tolerance acc. to DIN 46228 Part 4

### DIN colour code

#### Packed loose



Type	Ø mm <sup>2</sup>	AWG	L1	L2	D1	D2	S1	S2	Stripping length	Colour	Qty.	Order No.
H0,5/14D ZH W	0.5	AWG 20	14.00	8	1.4		0.15	0.3	11	○ white	500	9037380000
H0,5/16D ZH W	0.5	AWG 20	16.00	10	1.4		0.15	0.3	13	○ white	500	9037390000
H0,5/18D ZH W	0.5	AWG 20	18.00	12	1.4		0.15	0.3	15	○ white	500	9037400000
H0,75/14D ZH GR	0.75	AWG 18	14.00	8	1.7		0.15	0.3	11	● grey	500	9037410000
H0,75/16D ZH GR	0.75	AWG 18	16.00	10	1.7		0.15	0.3	13	● grey	500	9037420000
H0,75/19DS ZH GR	0.75	AWG 18	18.00	12	1.7		0.15	0.3	21	● grey	500	9202830000
H0,75/24D ZH GR	0.75	AWG 18	24.00	18	1.7		0.15	0.3	21	● grey	500	9037430000
H1,0/15D ZH R	1	AWG 17	15.00	8	2		0.15	0.3	11	● red	500	9037440000
H1,0/19D ZH R	1	AWG 17	19.00	12	2		0.15	0.3	16	● red	500	9037450000
H1,0/22DS R ZH	1	AWG 17	22.00	14	2		0.15	0.3	21	● red	500	9036330000
H1,0/25D ZH R	1	AWG 17	25.00	18	2		0.15	0.3	22	● red	500	9037460000
H1,5/16D ZH SW	1.5	AWG 16	16.00	8	2.2		0.15	0.3	11	● black	500	9037470000
H1,5/20D ZH SW	1.5	AWG 16	20.00	12	2.2		0.15	0.3	15	● black	500	9037480000
H1,5/26D ZH SW	1.5	AWG 16	26.00	18	2.2		0.15	0.3	21	● black	100	9037490000
H2,5/19D ZH BL	2.5	AWG 14	19.00	10	2.8		0.15	0.4	13	● blue	500	9037500000
H2,5/21D ZH BL	2.5	AWG 14	21.00	12	2.8		0.15	0.4	15	● blue	100	9037510000
H2,5/27D ZH BL	2.5	AWG 14	27.00	18	2.8		0.15	0.4	21	● blue	100	9037520000
H4,0/22D ZH GR	4	AWG 12	22.00	12	3.5		0.2	0.5	15	● grey	100	9037530000
H4,0/28D ZH GR	4	AWG 12	28.00	18	3.5		0.2	0.5	21	● grey	100	9037540000
H6,0/23D ZH GE	6	AWG 10	23.00	12	4.5		0.2	0.5	20	● yellow	100	9037550000
H6,0/29D ZH GE	6	AWG 10	29.00	18	4.5		0.2	0.5	24	● yellow	100	9037560000
H10,0/24D ZH R	10	AWG 8	24.00	12	5.8		0.2	0.5	17	● red	100	9037570000
H10,0/24DS ZH R	10	AWG 8	24.00	12	6.5		0.2	0.5	17	● red	100	9018880000
H10,0/30D ZH R	10	AWG 8	30.00	18	5.8		0.2	0.5	23	● red	100	9037580000
H10/30DS ZH R	10	AWG 8	30.00	18	6.5		0.2	0.5	23	● red	100	9018890000
H16,0/29D ZH BL	16	AWG 6	29.00	16	8.3		0.3	0.6	20	● blue	50	9037590000
H16,0/38D ZH BL	16	AWG 6	38.00	25	8.3		0.3	0.6	29	● blue	50	9037600000

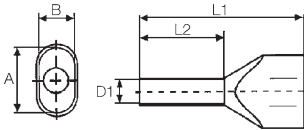
### DIN colour code

#### In multi-pack bag



Type	Ø mm <sup>2</sup>	AWG	L1	L2	D1	D2	S1	S2	Stripping length	Colour	Qty.	Order No.
H0,5/14D ZH W SV	0.5	AWG 20	14.00	8	1.4		0.15	0.3	11	○ white	500	9004780000
H0,75/14D ZH GR SV	0.75	AWG 18	14.00	8	1.7		0.15	0.3	11	● grey	500	9018520000
H0,75/16D ZH GR SV	0.75	AWG 18	16.00	10	1.7		0.15	0.3	13	● grey	500	9004770000
H1,0/15D ZH R SV	1	AWG 17	15.00	8	2.2		0.15	0.3	12	● red	500	9018540000
H1,0/19D ZH R SV	1	AWG 17	19.00	12	2		0.15	0.3	16	● red	500	9004760000
H1,5/16D ZH SW SV	1.5	AWG 16	16.00	8	2.2		0.15	0.3	11	● black	500	9004420000
H1,5/20D SW ZH SV	1.5	AWG 16	20.00	12	2.2		0.15	0.3	15	● black	500	9004750000
H2,5/19D ZH BL SV	2.5	AWG 14	19.00	10	2.8		0.15	0.4	13	● blue	250	9004430000
H2,5/21D ZH BL SV	2.5	AWG 14	21.00	12	2.8		0.15	0.4	15	● blue	250	9004740000
H4/22D ZH GR SV	4	AWG 12	22.00	12	3.5		0.2	0.5	15	● grey	100	9004730000
H6,0/23D ZH GE SV	6	AWG 10	23.00	12	4.5		0.2	0.5	20	● yellow	100	9004720000
H10,0/26D R ZH SV	10	AWG 8	26.00	12	5.8		0.2	0.5	17	● red	100	9004710000

## Twin wire-end ferrules with plastic collars



- Polypropylene conical entry funnel
- Heat-resistant up to 105°C
- The entry funnel can also be manufactured from a non-flammable material on request

For conductors of 2 x 0.5-2 x 16 mm<sup>2</sup> (2 x AWG 20-2 x AWG6)

Material E-Cu, electro-galvanised

Dimensional tolerance acc. to DIN 46228 Part 4

### Other colour code

#### Packed loose



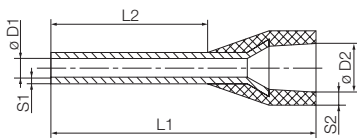
Type	Ø mm <sup>2</sup>	AWG	L1	L2	D1	D2	S1	S2	Stripping length	Colour	Qty.	Order No.
H0,5/14 ZH OR	0.5	AWG 20	14.00	8	1.4		0.15	0.3	11	● orange	500	9037200000
H0,5/16 ZH OR	0.5	AWG 20	16.00	10	1.4		0.15	0.3	13	● orange	500	9037210000
H0,5/18 ZH OR	0.5	AWG 20	18.00	12	1.4		0.15	0.3	15	● orange	500	9037220000
H0,75/14T ZH HBL	0.75	AWG 18	14.00	8	1.7		0.15	0.3	11	● Light Blue	500	9037610000
H0,75/16T ZH HBL	0.75	AWG 18	16.00	10	1.7		0.15	0.3	13	● Light Blue	500	9037620000
H0,75/19TS ZH HBL	0.75	AWG 18	18.00	12	1.7		0.15	0.3	21	● Light Blue	500	9202840000
H0,75/24T ZH HBL	0.75	AWG 18	24.00	18	1.7		0.15	0.3	21	● Light Blue	500	9037630000
H1,0/15D ZH R	1	AWG 17	15.00	8	2		0.15	0.3	11	● red	500	9037440000
H1,0/19D ZH R	1	AWG 17	19.00	12	2		0.15	0.3	16	● red	500	9037450000
H1,0/25D ZH R	1	AWG 17	25.00	18	2		0.15	0.3	22	● red	500	9037460000
H1,5/16D ZH SW	1.5	AWG 16	16.00	8	2.2		0.15	0.3	11	● black	500	9037470000
H1,5/20D ZH SW	1.5	AWG 16	20.00	12	2.2		0.15	0.3	15	● black	500	9037480000
H1,5/26D ZH SW	1.5	AWG 16	26.00	18	2.2		0.15	0.3	21	● black	100	9037490000
H2,5/19T ZH GR	2.5	AWG 14	19.00	10	2.8		0.15	0.4	13	● grey	500	9037640000
H2,5/21T ZH GR	2.5	AWG 14	21.00	12	2.8		0.15	0.4	15	● grey	100	9037650000
H2,5/27T ZH GR	2.5	AWG 14	27.00	18	2.8		0.15	0.4	21	● grey	100	9037660000
H4,0/22T ZH OR	4	AWG 12	22.00	12	3.5		0.2	0.5	15	● orange	100	9037670000
H4,0/28T ZH OR	4	AWG 12	28.00	18	3.5		0.2	0.5	21	● orange	100	9037680000
H6,0/23T ZH GN	6	AWG 10	23.00	12	4.5		0.2	0.5	20	● green	100	9037690000
H6,0/29T ZH GN	6	AWG 10	29.00	18	4.5		0.2	0.5	24	● green	100	9037700000
H10,0/24T ZH BR	10	AWG 8	24.00	12	5.8		0.2	0.5	17	● brown	100	9037710000
H10,0/30T ZH BR	10	AWG 8	30.00	18	5.8		0.2	0.5	23	● brown	100	9037720000
H16,0/29T ZH W	16	AWG 6	29.00	16	8.3		0.3	0.6	20	○ white	50	9037730000
H16,0/38T ZH W	16	AWG 6	38.00	25	8.3		0.3	0.6	29	○ white	50	9037740000

### Other colour code

#### In multi-pack bag



Type	Ø mm <sup>2</sup>	AWG	L1	L2	D1	D2	S1	S2	Stripping length	Colour	Qty.	Order No.
H0,75/15T ZH BL SV	0.75	AWG 18	15.00	8	1.7		0.15	0.3	11	● Light Blue	500	9018570000
H0,75/16T ZH HBL SV	0.75	AWG 18	16.00	10	1.7		0.15	0.3	13	● Light Blue	500	9005140000
H1,0/15D ZH R SV	1	AWG 17	15.00	8	2.2		0.15	0.3	12	● red	500	9018540000
H1,0/19D ZH R SV	1	AWG 17	19.00	12	2		0.15	0.3	16	● red	500	9004760000
H1,5/16D ZH SW SV	1.5	AWG 16	16.00	8	2.2		0.15	0.3	11	● black	500	9004420000
H1,5/20D SW ZH SV	1.5	AWG 16	20.00	12	2.2		0.15	0.3	15	● black	500	9004750000
H2,5/19T ZH GR SV	2.5	AWG 14	19.00	10	2.8		0.15	0.4	13	● grey	250	9018580000
H2,5/21 ZH GR SV	2.5	AWG 14	21.00	12	2.8		0.15	0.4	15	● grey	250	9005150000
H4,0/22T ZH OR SV	4	AWG 12	2.00	12	3.5		0.2	0.5	15	● orange	100	9018590000
H6,0/23T ZH GN SV	6	AWG 10	23.00	12	4.5		0.2	0.5	20	● green	100	9005160000
H10,0/26T ZH BR SV	10	AWG 8	26.00	12	5.8		0.2	0.5	17	● brown	100	9005170000



- Polypropylene conical entry funnel
- Heat-resistant up to 105 °C
- The entry funnel can also be manufactured from a non-flammable material on request

For conductors from 1.5-16 mm<sup>2</sup> (AWG 16-6)  
 Material E-Cu, electro-galvanised  
 Dimensional tolerance acc. to DIN 46228 Part 4

**Weidmüller colour code**

**Packed loose**



Type	Ø mm <sup>2</sup>	AWG	L1	L2	D1	D2	S1	S2	Stripping length	Colour	Qty.	Order No.
H1,5/24 XS SW	1.5	AWG 16	24.00	14.5	1.8	6.8	0.15	0.3	13	● black	100	9202870000
H2,5/24 XS BL	2.5	AWG 14	24.00	14.5	2.3	7.6	0.15	0.3	20	● blue	100	9202880000

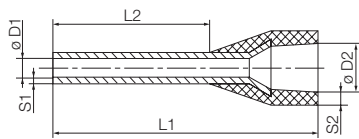
**Weidmüller colour code**

**In multi-pack bag**



Type	Ø mm <sup>2</sup>	AWG	L1	L2	D1	D2	S1	S2	Stripping length	Colour	Qty.	Order No.
H1,5/17,5X SW SV	1.5	AWG 16	17.50	8	1.8	6.8	0.15	0.3	13	● black	100	9006590000
H1,5/19,5X SW SV	1.5	AWG 16	19.50	10	1.8	6.8	0.15	0.3	15	● black	100	9006630000
H2,5/17,5X BL SV	2.5	AWG 14	17.50	8	2.3	7.6	0.15	0.3	14	● blue	100	9006670000
H2,5/21,5X BL SV	2.5	AWG 14	21.50	12	2.3	7.6	0.15	0.3	17	● blue	100	9006710000
H4,0/19,5X GR SV	4	AWG 12	19.50	10	2.9	7.8	0.2	0.3	14	● grey	100	9006750000
H6,0/23,0X GE SV	6	AWG 10	23.00	12	3.6	8.1	0.2	0.3	17	● yellow	100	9006790000
H10,0/24,0X R SV	10	AWG 8	24.00	12	4.6	9.6	0.2	0.3	17	● red	100	9006830000
H16,0/25,5X BL SV	16	AWG 6	25.50	12	6	11.9	0.2	0.3	26	● blue	100	9006870000

## Wire-end ferrules with plastic collars, special sizes



- Polypropylene conical entry funnel
- Heat-resistant up to 105°C
- The entry funnel can also be manufactured from a non-flammable material on request

For conductors from 0.34-35 mm<sup>2</sup> Material E-Cu, electro-galvanised  
Dimensional tolerance acc. to DIN 46228 Part 4

### Special size

#### Packed loose



Type	Ø mm <sup>2</sup>	AWG	L1	L2	D1	D2	S1	S2	Stripping length	Colour	Qty.	Order No.
H0,34/11 S TK	0.34	AWG 22	11.00	6	0.85	2.6	0.15	0.4	6	● Turquoise	500	9204090000
H0,5/14S OR	0.5	AWG 20	14.00	8	1	2.9	0.15	0.25	10	● orange	500	9004560000
H0,5/14S W	0.5	AWG 20	14.00	8	1	2.9	0.15	0.25	10	○ white	500	9004590000
H0,5/16 DS W	0.5	AWG 20	16.00	10	1	2.9	0.15	0.25	12	○ white	500	9202910000
H 0,5/16 S OR	0.5	AWG 20	16.00	10	1	2.9	0.15	0.25	12	● orange	500	9202900000
H0,75/14DS GR	0.75	AWG 18	14.00	8	1.2	3.4	0.15	0.25	10	● grey	500	9028580000
H0,75/14S W	0.75	AWG 18	14.00	8	1.2	3.4	0.15	0.25	10	○ white	500	9025960000
H0,75/14TS HBL	0.75	AWG 18	14.00	8	1.2	3.4	0.15	0.25	10	● Light Blue	500	9018550000
H 0,75/15 SW	0.75	AWG 18	15.00	9	1.2	2.8	0.15	0.25	10	● Light Blue	500	9204240000
H0,75/16DS GR	0.75	AWG 18	16.00	10	1.2	3.4	0.15	0.3	12	● grey	500	2091010000
H1,0/14S GE	1	AWG 17	14.00	8	1.4	3.5	0.15	0.25	10	● yellow	500	9025970000
H1,0/14S R	1	AWG 17	14.00	8	1.4	3.5	0.15	0.25	10	● red	500	9018560000
H1,0/16 DS R	1	AWG 18	16.00	10	1.4	3.5	0.15	0.3	12	● red	500	2092480000
H1,5/12S R	1.5	AWG 16	12.00	6	1.7	3.9	0.15	0.25	8	● red	500	9025690000
H1,5/14S R	1.5	AWG 16	14.00	8	1.7	3.9	0.15	0.25	10	● red	500	9025980000
H1,5/14S SW	1.5	AWG 16	14.00	8	1.7	3.9	0.15	0.25	10	● black	500	9025240000
H1,5/16 DS SW	1.5	AWG 16	16.00	10	1.7	4	0.15	0.25	12	● black	500	2092490000
H2,5/12DS BL	2.5	AWG 14	12.00	6	2.2	4.2	0.15	0.25	8	● blue	500	9028490000
H2,5/12TS GR	2.5	AWG 14	12.00	6	2.2	4.2	0.15	0.25	8	● grey	500	9036200000
H2,5/14S BL	2.5	AWG 14	14.00	8	2.2	4	0.15	0.25	10	● blue	500	1333100000
H2,5/14TS GR	2.5	AWG 14	14.00	8	2.2	4	0.15	0.25	10	● grey	500	9426770000
H2,5/16DS BL	2.5	AWG 14	16.00	10	2.2	4.2	0.15	0.25	13	● blue	500	9036220000
H 4,0/20 DS GR	4	AWG 12	20.00	12	2.9	4.7	0.2	0.5	15	● grey	500	9203630000
H 10,0/22 S EB	10	AWG 8	22.00	12	4.6	7.1	0.2	0.6	15	● Ivory	100	9203620000
H10,0/28S SW	10	AWG 8	27.50	18	4.6	7.4	0.2	0.3	21	● black	100	1462590000
H35,0/30 DS RT	35	AWG 2	30.00	16	8.3	12.7	0.2	0.4	19	● red	50	1418020000
H35,0/30 S BE	35	AWG 2	30.00	16	8.3	12.7	0.2	0.4	19	● beige	50	1418030000
H35,0/32 DS RT	35	AWG 2	32.00	18	8.3	12.7	0.2	0.4	21	● red	50	1418330000
H35,0/32 S BE	35	AWG 2	32.00	18	8.3	12.7	0.2	0.4	21	● beige	50	1418340000

### Special size

#### In multi-pack bag



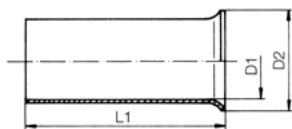
Type	Ø mm <sup>2</sup>	AWG	L1	L2	D1	D2	S1	S2	Stripping length	Colour	Qty.	Order No.
H0,75/14S W SV	0.75	AWG 18	14.00	8	1.2	3.4	0.15	0.25	10	○ white	500	9025700000
H1,0/14S GE SV	1	AWG 17	14.00	8	1.4	3.5	0.15	0.25	10	● yellow	500	9025710000
H1,5/14DS SW SV	1.5	AWG 16	14.00	8	1.7	3.9	0.15	0.25	10	● black	500	9028360000
H1,5/14S R SV	1.5	AWG 16	14.00	8	1.7	3.9	0.15	0.25	10	● red	500	9025720000
H2,5/14S BL SV	2.5	AWG 14	14.00	8	2.2	4.2	0.15	0.25	10	● blue	500	9046230000

### Special size

#### Reel of linked wire-end ferrules



Type	Ø mm <sup>2</sup>	AWG	L1	L2	D1	D2	S1	S2	Stripping length	Colour	Qty.	Order No.
H0,5/14DS W GSP	0.5	AWG 20	14.00	8	1	2.9	0.15	0.25		○ white	4000	2528590000
H0,5/16DS W BD GSP	0.5	AWG 20	16.00	10	1	2.9	0.15	0.25		○ white	4000	2604630000
H0,5/14S OR GSP	0.5	AWG 20	14.00	8	1	2.9	0.15	0.25		● orange	4000	2528550000
H0,5/16S OR BD GSP	0.5	AWG 20	16.00	10	1	2.9	0.15	0.25		● orange	4000	2604620000
H0,75/14DS GR GSP	0.75	AWG 18	14.00	8	1.2	3.4	0.15	0.25		● grey	4000	2528600000
H0,75/16DS GR BD GSP	0.75	AWG 18	16.00	10	1.2	3.4	0.15	0.25		● grey	4000	2604650000
H0,75/14S W GSP	0.75	AWG 18	14.00	8	1.2	3.4	0.15	0.25		○ white	4000	2528560000
H0,75/16S W BD GSP	0.75	AWG 18	16.00	10	1.2	3.4	0.15	0.25		○ white	4000	2604640000
H0,75/14TS HB GSP	0.75	AWG 18	14.00	8	1.2	3.4	0.15	0.25		● Light Blue	4000	2528630000
H0,75/16TS HBL BD GSP	0.75	AWG 18	16.00	10	1.2	3.4	0.15	0.25		● Light Blue	4000	2604660000
H1,0/14DS R GSP	1	AWG 18	14.00	8	1.4	3.5	0.15	0.25		● red	4000	2528610000
H1,0/16DS R BD GSP	1	AWG 18	16.00	10	1.4	3.5	0.15	0.25		● red	4000	2604690000
H1,0/14S GE GSP	1	AWG 18	14.00	8	1.4	3.5	0.15	0.25		● yellow	4000	2528570000
H1,0/16S GE BD GSP	1	AWG 18	16.00	10	1.4	3.5	0.15	0.25		● yellow	4000	2604680000
H1,5/14DS SW GSP	1.5	AWG 16	14.00	8	1.7	4	0.15	0.25		● black	4000	2528620000
H1,5/16DS SW BD GSP	1.5	AWG 16	16.00	10	1.7	4	0.15	0.25		● black	4000	2604710000
H1,5/14S R GSP	1.5	AWG 16	14.00	8	1.7	4	0.15	0.25		● red	4000	2528580000
H1,5/16S R BD GSP	1.5	AWG 16	16.00	10	1.7	4	0.15	0.25		● red	4000	2604700000



For conductors 0.25-150 mm<sup>2</sup> (AWG 24-300MCM)  
 Material: tin-plated copper  
 Dimensional tolerances to DIN 46228 part 1

Without plastic collar

Packed loose



Type	Ø mm <sup>2</sup>	AWG	L1	L2	D1	D2	S1	S2	Stripping length	Qty.	Order No.
H0,25/5	0.25	AWG 24	5.00		0.8	1.6			5	1000	9018910000
H0,34/5	0.34	AWG 22	5.00		0.85	1.8			8	1000	1475640000
H0,5/6	0.5	AWG 20	6.00		1	2.1			6	1000	0282600000
H0,5/10	0.5	AWG 20	10.00		1	2.1			10	1000	9004050000
H0,75/6	0.75	AWG 18	6.00		1.2	2.3			6	1000	0282700000
H0,75/10	0.75	AWG 18	10.00		1.2	2.3			10	1000	0542500000
H1,0/6	1	AWG 17	6.00		1.4	2.5			6	1000	0372600000
H1,0/10	1	AWG 17	10.00		1.4	2.5			10	1000	0282800000
H1,5/7	1.5	AWG 16	7.00		1.7	2.8			7	1000	0372700000
H1,5/10	1.5	AWG 16	10.00		1.7	2.8			10	1000	0186500000
H1,5/12	1.5	AWG 16	12.00		1.7	2.8			12	1000	9004060000
H1,5/18	1.5	AWG 16	18.00		1.7	2.8			18	1000	9004070000
H2,5/7	2.5	AWG 14	7.00		2.2	3.4			7	1000	0373000000
H2,5/10	2.5	AWG 14	10.00		2.2	3.4			10	1000	9004080000
H2,5/12	2.5	AWG 14	12.00		2.2	3.4			12	1000	0186100000
H2,5/18	2.5	AWG 14	18.00		2.2	3.4			18	1000	9004090000
H4,0/9	4	AWG 12	9.00		2.8	4			9	500	0373100000
H4,0/12	4	AWG 12	12.00		2.8	4			12	1000	0244100000
H4,0/15	4	AWG 12	15.00		2.8	4			15	500	9004100000
H4,0/18	4	AWG 12	18.00		2.8	4			18	500	9004110000
H6,0/10	6	AWG 10	10.00		3.5	4.7			10	500	9004120000
H6,0/12	6	AWG 10	12.00		3.5	4.7			12	500	0191900000
H6,0/15	6	AWG 10	15.00		3.5	4.7			15	500	0124700000
H6,0/18	6	AWG 10	18.00		3.5	4.7			18	500	9004130000
H10,0/12	10	AWG 8	12.00		4.5	5.8			12	500	0282900000
H10,0/15	10	AWG 8	15.00		4.5	5.8			15	500	0124800000
H10,0/18	10	AWG 8	18.00		4.5	5.8			18	500	0379300000
H16,0/12	16	AWG 6	12.00		5.8	7.5			12	500	0492500000
H16,0/15	16	AWG 6	15.00		5.8	7.5			15	500	0124300000
H16,0/18	16	AWG 6	18.00		5.8	7.5			18	100	0375200000
H16,0/25	16	AWG 6	25.00		5.8	7.5			25	100	9004150000
H16,0/32	16	AWG 6	32.00		5.8	7.5			32	100	9004160000
H25,0/15	25	AWG 3	15.00		7.3	9.5			15	250	0124400000
H25,0/18	25	AWG 3	18.00		7.3	9.5			18	100	0375300000
H25,0/25	25	AWG 3	25.00		7.3	9.5			25	250	9004170000
H25,0/32	25	AWG 3	32.00		7.3	9.5			32	100	9004180000
H35,0/18	35	AWG 2	18.00		8.3	11			18	100	0368900000
H35,0/25	35	AWG 2	25.00		8.3	11			25	100	9004190000
H35,0/30S	35	AWG 2	30.00		8.3	11			30	100	9451000000
H35,0/32	35	AWG 2	32.00		8.3	11			32	100	9004200000
H50,0/18	50	AWG 1	18.00		10.3	13			18	100	9004210000
H50,0/22S	50	AWG 1	22.00		10.3	13			22	100	9025880000
H50,0/32	50	AWG 1	32.00		10.3	13			32	100	9004220000
H70,0/25	70	AWG 2/0	25.00		12.5	15			25	50	9004230000
H70,0/32	70	AWG 2/0	32.00		12.5	15			32	50	9004240000
H95,0/25	95	AWG 3/0	25.00		14.5	17			25	50	9004250000
H95,0/32	95	AWG 3/0	32.00		14.5	17			32	50	9004260000
H120,0/32	120	AWG 4/0	32.00		16.5	19			32	25	9036240000
H150,0/32	150	AWG 300 MCM	32.00		18.5	21			32	25	9036250000

The products H70.0/25, H70.0/32, H95.0/25, H95.0/32, H120.0/32 and H150.0/32 are not UL tested



Assortment of wire-end ferrules

0.14...0.75 mm<sup>2</sup>



Box filled with wire-end ferrules with plastic collar:

- in Weidmüller colour code

0.5...2.5 mm<sup>2</sup>



Box filled with wire-end ferrules with plastic collar:

- in Weidmüller colour code
- DIN colour code

ZH 0.5...2.5 mm<sup>2</sup>



Box filled with twin wire-end ferrules with plastic collars:

- in Weidmüller colour code

Assembly

Type		Piece
H0,14/10 GR SV	Wire-end ferrule	500
H0,25/10 HBL	Wire-end ferrule	500
H0,34/10 TK	Wire-end ferrule	500
H0,5/14 OR	Wire-end ferrule	500
H0,75/14 W	Wire-end ferrule	500

Assembly

Type		Piece
H1,0/14 GE	Wire-end ferrule	500
H1,5/14 R	Wire-end ferrule	500
H0,5/14D W	Wire-end ferrule	500
H0,75/14D GR	Wire-end ferrule	500
H2,5/15D BL	Wire-end ferrule	500

Assembly

Type		Piece
H0,5/14 ZH OR	Wire-end ferrule	500
H0,75/14 ZH W	Wire-end ferrule	500
H1,0/15 ZH GE	Wire-end ferrule	500
H1,5/16 ZH R	Wire-end ferrule	500
H2,5/19D ZH BL	Wire-end ferrule	500

Technical data

Diameter / Height	92 mm / 25 mm
Weight	93 g

Technical data

Diameter / Height	92 mm / 40 mm
Weight	93 g

Technical data

Diameter / Height	92 mm / 40 mm
Weight	93 g

Ordering data

Colour code	Type	Order No.
Weidmüller	H-BOX 0,14-0,75QMM	9025410000

Ordering data


Colour code	Type	Order No.
Weidmüller	H-BOX 0,5-2,5QMM	9025900000
DIN	H-BOX 0,5-2,5QMM DIN	9025430000
Miscellaneous	H-BOX 0,5-2,5QMM T	9023090000

Ordering data

Colour code	Type	Order No.
Weidmüller	ZH-BOX 0,5-2,5QMM	9025390000

4.0...16 mm<sup>2</sup>

Empty box



Box filled with wire-end ferrules with plastic collars:

- in Weidmüller colour code
- DIN colour code

Empty box for wire-end ferrules with

- 4 dividers
- 5 dividers
- 5 coloured inserts

Assembly

Type		Piece
H6,0/20 SW	Wire-end ferrule	100
H10,0/22 EB	Wire-end ferrule	100
H16,0/22 GN	Wire-end ferrule	100
H4/17 GRAU	Wire-end ferrule	500

Technical data

Diameter / Height	92 mm / 40 mm
Weight	93 g

Ordering data

Colour code	Type	Order No.
Weidmüller	H-BOX 4,0-16,0QMM	9025920000
DIN	H-BOX 4,0-16,0QMM DIN	9025400000

Technical data

Diameter / Height	92 mm / 40 mm
Weight	43 g

Ordering data

Colour code	Type	Order No.
Empty box	H-LEERBOX 4 TRENNSTEGE	9025420000
Empty box	H-LEERBOX 5 EINSAETZE	9025940000
Empty box	H-LEERBOX 5 TRENNSTEGE	9025680000

# Insulated connectors

## Temperature resistance

Copper-cable lugs and -connectors without insulation	up to max. 120°C (according to DIN 46 234)
Copper-cable lugs and -connectors with pa-insulation	-55 °C to +120 °C
Copper-cable lugs and -connectors with PC-insulation	-40 °C to +120 °C
Butt-connectors with shrink insulation	-10 °C to +105 °C
Terminals with PVC (polyvinyl chloride) insulation	-10 °C to +70 °C
Terminals with PC (polycarbonate=makrolon) insulation	-40 °C to +100 °C
Terminals with PA (polyamide)-insulation	-55 °C to +100 °C
Brass terminals, tin plated, without insulation	-55 °C to +100 °C


## Colour of insulation

cross section mm <sup>2</sup>	colour
0.1 - 0.5	yellow
0.5 - 1	red
1.5 - 2.5	blue
4 - 6	yellow
10	red
16	blue
25	yellow
35	red
50	blue
70	yellow
95	red
120	blue
150	yellow

## Silicone and halogen concentration of insulated connecting material

The following chart shows the concentration of silicone and halogen of insulated connection material delivered by us:

Article description	free of silicone	free of halogen
Terminals, ring type	yes	yes
Terminals, fork type	yes	yes
Pin cable lugs	yes	yes
Joint connector	yes	yes
Parallel-connectors	yes	yes
Joint connector heat shrink insulation	yes	yes
Closed end connectors	yes	yes
Cable-lug sleeves and cable-lug sleeves PVC - insulated	yes	no
Cable-lug sleeves and cable-lug sleeves PC - insulated	yes	yes
Cable-lug sleeves tin-bronze PA - insulated	yes	yes
Cable-lug sleeves , fully insulated	yes	yes
Piggy back disconnectors PVC - insulated	yes	no
Piggy back disconnectors PC - insulated	yes	yes
Flag female disconnectors	yes	yes
Round-plug sleeves PVC - insulated	yes	no
Circular plug PVC - insulated	yes	no
Circular plug PC - insulated	yes	yes
Round-plug sleeves and circular plug, fully insulated	yes	yes

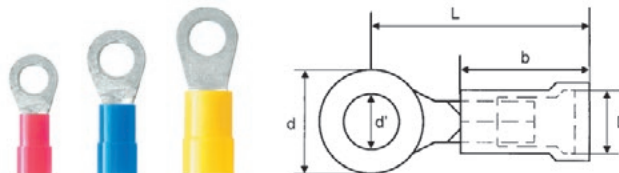




Conical entry



Without conical entry

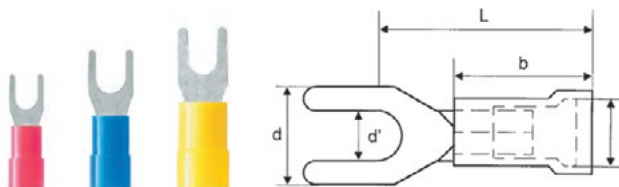


Ring cable connector

Ordering data

Type	Cross-section mm <sup>2</sup>	Colour	Dimensions	Dimensions in mm					Qty.	Order No.	Tool recommendation	
				d'	d	D	L	b				S1*
LIR 1,5M3 V	0.5 - 1.5	●	M 3	3.2	5.5	4.0	16.05	11.3	0.75	100	9200070000	HTI 15 CTI 6 + CTI 6G
LIR 1,5M3,5 V	0.5 - 1.5	●	M 3.5	3.7	5.5	4.0	16.05	11.3	0.75	100	9200080000	
LIR 1,5M4 V	0.5 - 1.5	●	M 4	4.3	8.0	4.0	18.3	11.3	0.75	100	9200090000	
LIR 1,5M5 V	0.5 - 1.5	●	M 5	5.3	8.0	4.0	18.3	11.3	0.75	100	9200100000	
LIR 1,5M6 V	0.5 - 1.5	●	M 6	6.4	11.6	4.0	21.0	11.3	0.75	100	9200110000	
LIR 1,5M8 V	0.5 - 1.5	●	M 8	8.4	11.6	4.0	21.0	11.3	0.75	100	9200120000	
LIR 2,5M3 V	1.5 - 2.5	●	M 3	3.2	6.4	4.5	15.6	11.3	0.8	100	9200150000	
LIR 2,5M3,5 V	1.5 - 2.5	●	M 3.5	3.7	6.4	4.5	15.6	11.3	0.8	100	9200160000	
LIR 2,5M4 V	1.5 - 2.5	●	M 4	4.4	8.5	4.5	19.05	11.3	0.8	100	9200170000	
LIR 2,5M5 V	1.5 - 2.5	●	M 5	5.3	8.5	4.5	19.05	11.3	0.8	100	9200180000	
LIR 2,5M6 V	1.5 - 2.5	●	M 6	6.4	12.0	4.5	22.3	11.3	0.8	100	9200190000	
LIR 2,5M8 V	1.5 - 2.5	●	M 8	8.4	12.0	4.5	22.3	11.3	0.8	100	9200200000	
LIR 2,5M10 V	1.5 - 2.5	●	M 10	10.5	14.0	4.5	22.3	11.3	0.8	100	9200210000	
LIR 6,0M4 V	4 - 6	●	M 4	4.3	9.5	6.4	22.4	14.15	1	100	9200230000	
LIR 6M5 V	4 - 6	●	M 5	5.3	9.5	6.4	22.4	14.15	1	100	9200240000	
LIR 6M6 V	4 - 6	●	M 6	6.4	12.0	6.4	24.65	14.15	1	100	9200250000	
LIR 6M8 V	4 - 6	●	M 8	8.4	15.0	6.4	27.65	14.15	1	100	9200260000	
LIR 6,0M10 V	4 - 6	●	M 10	10.5	15.0	6.4	27.65	14.15	1	100	9200270000	

S1\* = Connection density



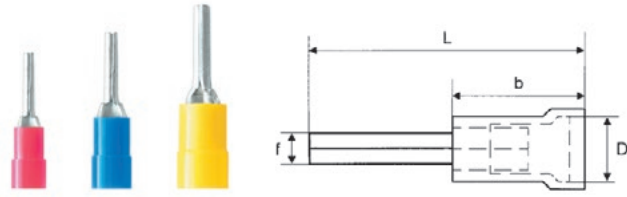
Fork-type cable connector

Ordering data

Type	Cross-section mm <sup>2</sup>	Colour	Dimensions	Dimensions in mm					Qty.	Order No.	Tool recommendation	
				d'	d	D	L	b				S1*
LIS 1,5M3 V	0.5 - 1.5	●	M 3	3.2	5.7	4.0	17.8	11.3	0.75	100	9200290000	HTI 15 CTI 6 + CTI 6G
LIS 1,5M3,5 V	0.5 - 1.5	●	M 3.5	3.7	6.4	4.0	17.8	11.3	0.75	100	9200300000	
LIS 1,5M4 V	0.5 - 1.5	●	M 4	4.3	7.2	4.0	17.8	11.3	0.75	100	9200310000	
LIS 1,5M5 V	0.5 - 1.5	●	M 5	5.3	8.1	4.0	17.8	11.3	0.75	100	9200320000	
LIS 1,5M6 V	0.5 - 1.5	●	M 6	6.4	11.0	4.0	21.3	11.3	0.75	100	9200330000	
LIS 2,5M3 V	1.5 - 2.5	●	M 3	3.2	5.7	4.5	17.8	11.3	0.8	100	9200350000	
LIS 2,5M3,5 V	1.5 - 2.5	●	M 3.5	3.7	6.4	4.5	17.8	11.3	0.8	100	9200360000	
LIS 2,5M4 V	1.5 - 2.5	●	M 4	4.3	7.2	4.5	17.8	11.3	0.8	100	9200370000	
LIS 2,5M5 V	1.5 - 2.5	●	M 5	5.3	8.1	4.5	17.8	11.3	0.8	100	9200380000	
LIS 2,5M6 V	1.5 - 2.5	●	M 6	6.4	11.0	4.5	21.3	11.3	0.8	100	9200390000	
LIS 6,0M4 V	4 - 6	●	M 4	4.3	9.0	6.4	21.35	14.15	1	100	9200410000	
LIS 6,0M5 V	4 - 6	●	M 5	5.3	9.0	6.4	21.35	14.15	1	100	9200420000	
LIS 6,0M6 V	4 - 6	●	M 6	6.4	12.0	6.4	25.15	14.15	1	100	9200430000	
LIS 6,0M8 V	4 - 6	●	M 8	8.4	14	6.5	34	13.15	1	100	9200440000	
LIS 6,0M10 V	4 - 6	●	M 10	10.5	18	6.5	34.7	13.15	1	100	9200450000	

S1\* = Connection density

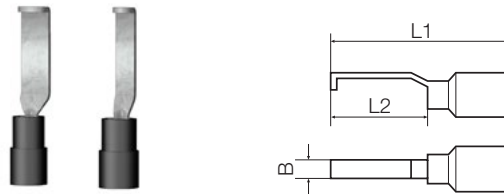
**Insulated cable connectors. PVC. with conical cable entry**



**Pin-type cable connector**

**Ordering data**

Type	Cross-section mm <sup>2</sup>	Colour	Dimensions	Dimensions in mm					Qty.	Order No.	Tool recommendation	
				d'	d	D	L	b			S1*	HTI 15
LIP 1,5R12 V	0.5 - 1.5	●	12.0	4	23.3	11.3	1.9	100	9200460000	HTI 15	CTI 6 + CTI 6G	
LIP 2,5 R12 V	1.5 - 2.5	●	12.0	4.5	23.3	11.3	1.9	100	9200470000	HTI 15	CTI 6 + CTI 6G	
LIP 6,0R14 V	4 - 6	●	14.0	6.4	28.15	14.5	2.7	100	9200480000	HTI 15	CTI 6 + CTI 6G	

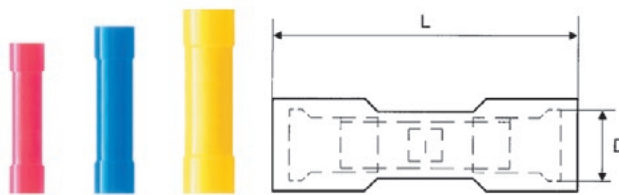


**Hook-type cable connector**

to ESI 50-18 part 2

**Ordering data**

Type	Cross-section mm <sup>2</sup>	Colour	Dimensions in mm			Qty.	Order No.	Tool recommendation	
			L1	L2	B			HTI 15	CTI 6G
HB 1-17	0.25 - 1.5	●	27.2	16.75	4.6	100	9036290000	HTI 15	CTI 6G
HB 1-13	1.0 - 2.5	●	27.2	16.75	3.0	100	9036300000	HTI 15	CTI 6G



**Butt connector**

**Ordering data**

Type	Cross-section mm <sup>2</sup>	Colour	Dimensions	Dimensions in mm		Qty.	Order No.	Tool recommendation	
				D	L			HTI 15	CTI 6 + CTI 6G
LIB 1,5B25 VF	0.5 - 1.5	●	24.5	3.8	26	100	9200490000	HTI 15	CTI 6 + CTI 6G
LIB 2,5B25 VF	1.5 - 2.5	●	24.5	4.3	26	100	9200500000	HTI 15	CTI 6 + CTI 6G
LIB 6,0B26 VF	4 - 6	●	26.0	6	26	100	9200510000	HTI 15	CTI 6 + CTI 6G

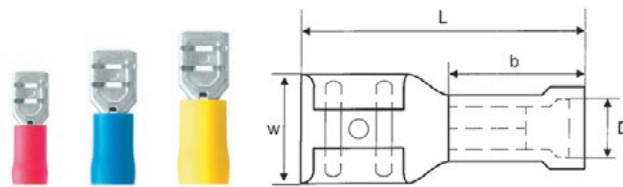




Conical entry



Without conical entry

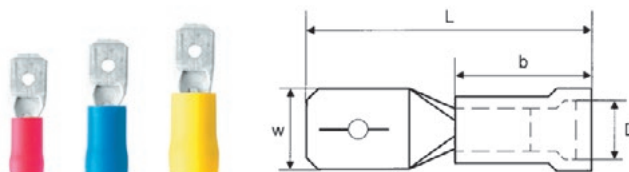


**Flat blade receptacles**

with copper sleeve

**Ordering data**

Type	Cross-section mm <sup>2</sup>	Colour	Dimensions	Dimensions in mm			L	b	w	Qty.	Order No.	Tool recommendation	
				d2*	d3*	D							
LIF 1,5F288 R	0.5 - 1.5	●	2.8 x 0.8 mm	2.8	0.8	4.0	18.7	10.0	3.8	100	9200520000	HTI 15	CTI 6 + CTI 6G
LIF 1,5F488 R	0.5 - 1.5	●	4.8 x 0.8 mm	4.8	0.8	4.0	19.2	10.0	5.7	100	9200530000		
LIF 1,5F638 R	0.5 - 1.5	●	6.3 x 0.8 mm	6.3	0.8	4.0	20.8	10.0	7.4	100	9200540000		
LIF 2,5F488 R	1.5 - 2.5	●	4.8 x 0.8 mm	4.8	0.8	5.0	19.2	10.0	5.7	100	9200550000		
LIF 2,5F638 R	1.5 - 2.5	●	6.3 x 0.8 mm	6.3	0.8	5.0	20.8	10.0	7.4	100	9200560000		
LIF 6,0F638 R	4 - 6	●	6.3 x 0.8 mm	6.3	0.8	6.8	23.8	13.0	7.4	100	9200570000		



**Flat blade connector**

with copper sleeve

**Ordering data**

Type	Cross-section mm <sup>2</sup>	Colour	Dimensions	Dimensions in mm			L	b	w	Qty.	Order No.	Tool recommendation	
				d2*	d3*	D							
LIF 1,5M638 R	0.5 - 1.5	●	6.3 x 0.8 mm	6.3	0.8	4.0	20.8	10.0	6.3	100	9200580000	HTI 15	CTI 6 + CTI 6G
LIF 2,5M638 R	1.5 - 2.5	●	6.3 x 0.8 mm	6.3	0.8	5.0	20.8	10.0	6.3	100	9200590000		
LIF 6,0M638 R	4 - 6	●	6.3 x 0.8 mm	6.3	0.8	6.8	23.8	13.0	6.3	100	9200600000		



**Flat blade receptacles, piggy-back**

with copper sleeve

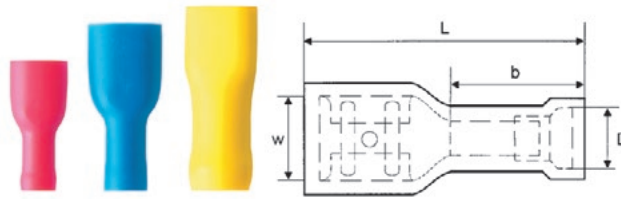
**Ordering data**

Type	Cross-section mm <sup>2</sup>	Colour	Dimensions	Dimensions in mm			L	b	w	Qty.	Order No.	Tool recommendation	
				d2*	d3*	D							
LIF 1,5T638 R	0.5 - 1.5	●	6.3 x 0.8 mm	6.3	0.8	4.0	20.8	10.0	7.4	100	9200610000	HTI 15	CTI 6 + CTI 6G
LIF 2,5T638 R	1.5 - 2.5	●	6.3 x 0.8 mm	6.3	0.8	5.8	20.8	10.0	7.4	100	9200620000		
LIF 6,0T638 R	4 - 6	●	6.3 x 0.8 mm	6.3	0.8	6.8	23.8	13.0	7.4	100	9200630000		

d2\* = Plug-in width  
d3\* = Plug-in density



## Insulated cable connectors, PVC, with conical cable entry



## Flat blade receptacles, full insulation

with copper sleeve

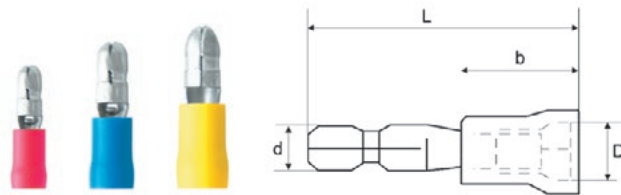
### Ordering data

Type	Cross-section mm <sup>2</sup>	Colour	Dimensions	Dimensions in mm				Qty.	Order No.	Tool recommendation	
				d2*	d3*	D	L	b	w		
LIF 1,5F638 RF	0.5 - 1.5	●	6.3 x 0.8 mm	6.3	0.8	4.0	22.0	10.5	7.4	100	9200640000
LIF 2,5F638 RF	1.5 - 2.5	●	6.3 x 0.8 mm	6.3	0.8	5.0	22.0	10.5	7.4	100	9200650000
LIF 6,0F638 RF	4 - 6	●	6.3 x 0.8 mm	6.3	0.8	6.8	24.5	13.0	5.7	100	9200660000

d2\* = Plug-in width  
d3\* = Plug-in density

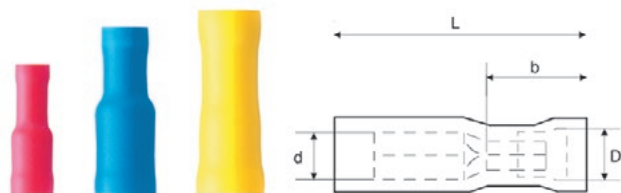
## Round plug

with copper sleeve



### Ordering data

Type	Cross-section mm <sup>2</sup>	Colour	Dimensions	Dimensions in mm				Qty.	Order No.	Tool recommendation	
				d	D	L	b				
LID 1,5M4 R	0.5 - 1.5	●	∅ 4 mm	4.0	4.0	20.8	10.0	100	9200670000	HTI 15 CTI 6 + CTI 6G	
LID 2,5M5 R	1.5 - 2.5	●	∅ 5 mm	5.0	5.0	20.8	10.0	100	9200680000		
LID 6,0M5 R	4 - 6	●	∅ 5 mm	5.0	5.8	23.8	13.0	100	9200690000		



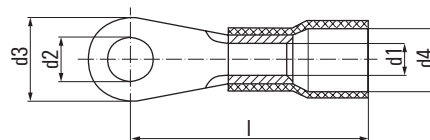
## Sockets for round plugs

with copper sleeve

### Ordering data

Type	Cross-section mm <sup>2</sup>	Colour	Dimensions	Dimensions in mm				Qty.	Order No.	Tool recommendation	
				d	D	L	b				
LID 1,5F4 RF	0.5 - 1.5	●	∅ 4 mm	4.0	4.0	23.0	10.5	100	9200700000	HTI 15 CTI 6 + CTI 6G	
LID 2,5F5 RF	1.5 - 2.5	●	∅ 5 mm	5.0	5.0	23.0	11.5	100	9200710000		
LID 6,0F5 RF	4 - 6	●	∅ 5 mm	5.0	5.0	24.0	13.8	100	9200720000		





**Terminals 0.1 – 6 mm<sup>2</sup>  
DIN 46237 soldered seam and  
easy-entry insulation**

**Ordering data**

**Technical data**

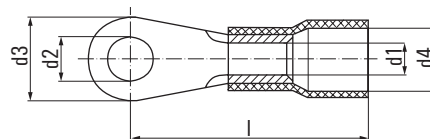
Material: Cu-ETP  
insulation: PC  
or  
\* insulation: PA  
Surface: tin plated  
S = small palm

Type	Cross-section mm <sup>2</sup>	flat hole M	colour	dimensions in mm					Cu-weight 100 pcs./kg	Qty. (pcs.)	Order No.	Tool recommendation
				d1	d4	d2	d3	l				
KQI-M2/-0,5	0.1 - 0.5	2	●	1	2.3	2.2	5	14	0.02	100	1492090000*	
KQI-M3/-0,5	0.1 - 0.5	3	●	1	2.3	3.2	5	14	0.02	100	1492100000*	
KQI-M4/-0,5	0.1 - 0.5	4	●	1	2.3	4.3	6.5	16	0.03	100	1492110000*	
KQI-M5/-0,5	0.1 - 0.5	5	●	1	2.3	5.3	8	16	0.03	100	1492120000*	
KQI-M2/-1	0.5 - 1	2	●	1.6	4	2.2	6	17	0.06	100	1492140000	
KQI-M2,5/-1	0.5 - 1	2.5	●	1.6	4	2.7	6	17	0.06	100	1492150000	
KQI-M3/-1	0.5 - 1	3	●	1.6	4	3.2	6	17	0.06	100	1492170000	
KQI-M3,5/-1	0.5 - 1	3.5	●	1.6	4	3.7	6	17	0.06	100	1492180000	
KQI-M4/S/-1	0.5 - 1	4/S	●	1.6	4	4.3	7	17.5	0.06	100	1492190000	
KQI-M4/-1	0.5 - 1	4	●	1.6	4	4.3	8	18	0.07	100	1492200000	
KQI-M5/S/-1	0.5 - 1	5/S	●	1.6	4	5.3	8	18.5	0.06	100	1492210000	
KQI-M5/-1	0.5 - 1	5	●	1.6	4	5.3	10	19	0.08	100	1492220000	
KQI-M6/-1	0.5 - 1	6	●	1.6	4	6.5	10	19	0.07	100	1492230000	
KQI-M8/-1	0.5 - 1	8	●	1.6	4	8.4	14	23	0.10	100	1492240000	
KQI-M10/-1	0.5 - 1	10	●	1.6	4	10.5	18	25	0.10	100	1492130000	
KQI-M3/-2,5	1.5 - 2.5	3	●	2.3	4.4	3.2	6	17	0.07	100	1492250000	
KQI-M3,5/-2,5	1.5 - 2.5	3.5	●	2.3	4.4	3.7	6	17	0.06	100	1492270000	
KQI-M4/S/-2,5	1.5 - 2.5	4/S	●	2.3	4.4	4.3	6.8	17.6	0.06	100	1492280000	
KQI-M4/-2,5	1.5 - 2.5	4	●	2.3	4.4	4.3	8	18	0.08	100	1492290000	
KQI-M5/S/-2,5	1.5 - 2.5	5/S	●	2.3	4.4	5.3	8	19.5	0.07	100	1492300000	
KQI-M5/-2,5	1.5 - 2.5	5	●	2.3	4.4	5.3	10	20	0.10	100	1492310000	
KQI-M6/-2,5	1.5 - 2.5	6	●	2.3	4.4	6.5	11	22	0.11	100	1492320000	
KQI-M8/-2,5	1.5 - 2.5	8	●	2.3	4.4	8.4	14	23	0.14	100	1492330000	
KQI-M10/-2,5	1.5 - 2.5	10	●	2.3	4.4	10.5	18	25.6	0.19	100	1492340000	
KQI-M12/-2,5	1.5 - 2.5	12	●	2.3	4.4	13	18	26	0.16	100	1492350000	
KQI-M4/-6	4 - 6	4	●	3.6	6.4	4.3	8	21	0.14	100	1492370000	
KQI-M5/-6	4 - 6	5	●	3.6	6.4	5.3	10	22	0.16	100	1492380000	
KQI-M6/-6	4 - 6	6	●	3.6	6.4	6.5	11	23	0.17	100	1492390000	
KQI-M8/-6	4 - 6	8	●	3.6	6.4	8.4	14	26	0.21	100	1492400000	
KQI-M10/-6	4 - 6	10	●	3.6	6.4	10.5	18	28	0.27	100	1492410000	
KQI-M12/-6	4 - 6	12	●	3.6	6.4	13	18	28	0.23	100	1492420000	

\* insulation PA

HTI 15  
CTI 6 + CTI 6G

**Terminals 10 – 16 mm<sup>2</sup>  
with soldered seam and easy-entry  
insulation**



**Ordering data**

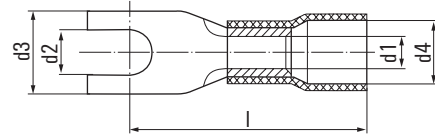
**Technical data**

Material: Cu-ETP  
insulation: PA  
Surface: tin plated

Type	Cross-section mm <sup>2</sup>	flat hole M	colour	dimensions in mm					Cu-weight 100 pcs./kg	Qty. (pcs.)	Order No.	Tool recommendation
				d1	d4	d2	d3	l				
KQI-M5/-10	10	5	●	4.5	8	5.3	10	24.5	0.22	50	1492430000	
KQI-M6/-10	10	6	●	4.5	8	6.5	11	25.5	0.24	50	1492440000	
KQI-M8/-10	10	8	●	4.5	8	8.4	14	28.5	0.29	50	1492450000	
KQI-M10/-10	10	10	●	4.5	8	10.5	18	29.5	0.35	50	1492470000	
KQI-M5/-16	16	5	●	5.8	10.5	5.3	11	31.5	0.40	50	1492480000	
KQI-M6/-16	16	6	●	5.8	10.5	6.5	11	31.5	0.38	50	1492490000	
KQI-M8/-16	16	8	●	5.8	10.5	8.4	14	33.5	0.42	50	1492500000	
KQI-M10/-16	16	10	●	5.8	10.5	10.5	18	35.5	0.50	50	1492510000	

EPG 60 + HPG 60

**Insulated cable connectors, PA/PC, with conical cable entry**



**Terminals fork type 0.5 - 16 mm<sup>2</sup> with soldered seam and easy-entry insulation**

**Ordering data**

**Technical data**

Material: Cu-ETP  
insulation: PC  
or  
\* insulation: PA

Surface: tin plated  
S = small palm

Type	Cross-section mm <sup>2</sup>	flat hole M	colour	dimensions in mm						Cu-weight 100 pcs./kg	Qty. (pcs.)	Order No.	Tool recommendation
				d1	d4	d2	d3	l					
KQIG-M3/-1	0.5 - 1	C 3	●	1.6	4	3.2	6	17	0.06	100	1492520000	HTI 15 CTI 6 + CTI 6G	
KQIG-M3,5/-1	0.5 - 1	C 3.5	●	1.6	4	3.7	6	17	0.05	100	1492530000		
KQIG-M4/S/-1	0.5 - 1	C 4/S	●	1.6	4	4.3	6.8	18	0.06	100	1492540000		
KQIG-M4/-1	0.5 - 1	C 4	●	1.6	4	4.3	8	18.1	0.07	100	1492550000		
KQIG-M5/-1	0.5 - 1	C 5	●	1.6	4	5.3	10	19	0.08	100	1492580000		
KQIG-M6/-1	0.5 - 1	C 6	●	1.6	4	6.5	11	21	0.09	100	1492590000		
KQIG-M3/-2,5	1.5 - 2.5	C 3	●	2.3	4.5	3.2	5.5	19	0.06	100	1492600000		
KQIG-M3,5/-2,5	1.5 - 2.5	C 3.5	●	2.3	4.5	3.7	6	17	0.07	100	1492610000		
KQIG-M4/S/-2,5	1.5 - 2.5	C 4/S	●	2.3	4.5	4.3	6.8	18.7	0.06	100	1492620000		
KQIG-M4/-2,5	1.5 - 2.5	C 4	●	2.3	4.5	4.3	8	18	0.08	100	1492630000		
KQIG-M5/-2,5	1.5 - 2.5	C 5	●	2.3	4.5	5.3	10	20	0.10	100	1492640000		
KQIG-M6/-2,5	1.5 - 2.5	C 6	●	2.3	4.5	6.5	11	22	0.11	100	1491260000		
KQIG-M4/-6	4 - 6	C 4	●	3.6	6.4	4.3	8	21	0.14	100	1491270000		
KQIG-M5/-6	4 - 6	C 5	●	3.6	6.4	5.3	10	22	0.16	100	1491280000		
KQIG-M6/-6	4 - 6	C 6	●	3.6	6.4	6.5	11	23	0.16	100	1491290000		
KQIG-M8/-6	4 - 6	C 8	●	3.6	6.4	8.4	14	26	0.19	100	1491310000		
KQIG-M10/-6	4 - 6	C 10	●	3.6	6.4	10.5	18	28	0.33	100	1491320000		
KQIG-M5/-10	10	C 5	●	4.5	8	5.3	10.5	24.1	0.23	50	1491330000*		
KQIG-M6/-10	10	C 6	●	4.5	8	6.5	10.8	24.6	0.24	50	1491340000*		
KQIG-M6/-16	16	C 6	●	5.8	11	6.5	11	32.2	0.48	50	1491350000*		
KQIG-M8/-16	16	C 8	●	5.8	11	8.4	13.8	32.2	0.50	50	1491360000*		

\* insulation PA

### Pin cable lugs 0.1 – 35 mm<sup>2</sup> DIN 46231 with soldered seam and easy-entry insulation

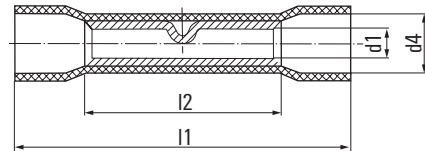
#### Technical data

Material:	Cu-HCP (0.1 – 0.5 mm <sup>2</sup> ) or Cu-ETP (0.5 – 35 mm <sup>2</sup> )
Isolation:	PC (resp. *PA)
Surface:	tin plated

#### Ordering data

Type	Cross-section mm <sup>2</sup>	colour	dimensions in mm					Cu-weight 100 pcs./kg	Qty. (pcs.)	Order No.	Tool recommendation	
			d1	d4	d3	l1	l2				HTI 15	CTI 6 + CTI 6G
KSI/0,1-0,5	0.1 – 0.5	●	1	2.2	1.2	18	9	0.02	100	1491370000*	HTI 15	CTI 6 + CTI 6G
KSI/0,5-1,0	0.5 – 1	●	1.7	4	1.9	22.8	11	0.06	100	1491380000		
KSI/1,5-2,5	1.5 – 2.5	●	2.3	4.5	1.9	22.8	11	0.07	100	1491390000	HTI 15	CTI 6 + CTI 6G
KSI/1,5-2,5	1.5 – 2.5	●				27	14	0.09	100	1491410000		
KSI/4,0-6,0	4 – 6	●	3.6	6.4	2.8	27	11	0.15	100	1491420000	HTI 15	CTI 6 + CTI 6G
KSI/-10	10	●	4.5	7.8	2.4 x 4.3	34	12	0.25	50	1491430000*		
KSI/-16	16	●	5.8	9.1	2.5 x 5.6	40.7	13.5	0.41	50	1491440000*		

\* insulation PA



### Joint connector 0.1 – 6 mm<sup>2</sup> with soldered seam and easy-entry insulation

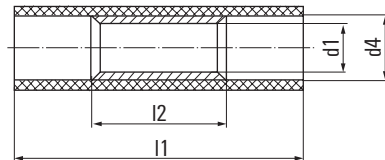

#### Technical data

Material:	Cu-HCP (0.1 – 0.5 mm <sup>2</sup> ) or Cu-ETP (0.5 – 6 mm <sup>2</sup> )
Isolation:	PC (resp. *PA)
Surface:	tin plated

#### Ordering data

Type	Cross-section mm <sup>2</sup>	colour	dimensions in mm				Cu-weight 100 pcs./kg	Qty. (pcs.)	Order No.	Tool recommendation	
			d1	d4	l1	l2				HTI 15	CTI 6 + CTI 6G
VSTI/0,1-0,5	0.1 – 0.5	●	1.2	2	12	20	0.02	100	1491540000*	HTI 15	CTI 6 + CTI 6G
VSTI/0,5-1,0	0.5 – 1	●	1.6	4.1	15	25	0.09	100	1491550000		
VSTI/1,5-2,5	1.5 – 2.5	●	2.3	4.5	15	26	0.11	100	1491560000	HTI 15	CTI 6 + CTI 6G
VSTI/4,0-2,5	4 – 6	●	3.6	6.4	15	27	0.18	100	1491570000		

\* insulation PA



### Parallel connectors 0.1 – 6 mm<sup>2</sup>

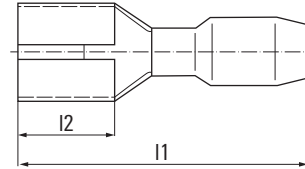
#### Technical data

Material:	Cu-HCP
Insulation:	PA
Surface:	tin plated

#### Ordering data

Type	Cross-section mm <sup>2</sup>	colour	dimensions in mm				Cu-weight 100 pcs./kg	Qty. (pcs.)	Order No.	Tool recommendation	
			d1	d4	l2	l1				HTI 15	CTI 6 + CTI 6G
VPLI/0,1-0,5	0.1 – 0.5	●	1.2	2	5	12	0.01	100	1491450000	HTI 15	CTI 6 + CTI 6G
VPLI/0,5-1,0	0.5 – 1	●	1.7	3.2	7	17	0.04	100	1491460000		
VPLI/1,5-2,5	1.5 – 2.5	●	2.3	4	7	17	0.05	100	1491470000	HTI 15	CTI 6 + CTI 6G
VPLI/4,0-6,0	4 – 6	●	3.6	5.4	7	21.2	0.09	100	1491480000		

**Insulated cable connectors, PA/PC, with conical cable entry**



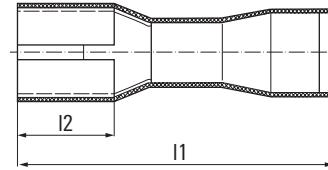
**Cable-lug sleeves 0.5 – 6 mm<sup>2</sup>**

**Technical data**

Material: MS  
 Insulation: PVC  
 Surface: tin plated

**Ordering data**

Type	Cross-section mm <sup>2</sup>	colour	dimensions in mm		I1	I2	Cu-weight 100 pcs./kg	Qty. (pcs.)	Order No.	Tool recommendation	
			tab- width	tab- thickness						HTI 15	CTI 6 + CTI 6G
VFSKHI/0,1-0,5/285	0.1 - 0.5	●	2.8	0.5	16	6.4	0.04	100	1491620000	HTI 15	CTI 6 + CTI 6G
VFSKHI/0,1-0,5/288	0.1 - 0.5	●	2.8	0.8	16	6.4	0.04	100	1491630000		
VFSKHI/0,5-1,0/285	0.5 - 1	●	2.8	0.5	19	6.5	0.08	100	1491640000		
VFSKHI/0,5-1,0/288	0.5 - 1	●	2.8	0.8	19	6.5	0.08	100	1491650000		
VFSKHI/0,5-1,0/485	0.5 - 1	●	4.8	0.5	19.4	6.4	0.09	100	1491660000		
VFSKHI/0,5-1,0/488	0.5 - 1	●	4.8	0.8	19.4	6.4	0.09	100	1491670000		
VFSKHI/0,5-1,0/638	0.5 - 1	●	6.3	0.8	20.8	7.5	0.10	100	1491680000		
VFSKHI/1,5-2,5/285	1.5 - 2.5	●	2.8	0.5	19	6.5	0.08	100	1491730000		
VFSKHI/1,5-2,5/288	1.5 - 2.5	●	2.8	0.8	19	6.5	0.08	100	1491740000		
VFSKHI/1,5-2,5/485	1.5 - 2.5	●	4.8	0.5	19.4	6.4	0.09	100	1491690000		
VFSKHI/1,5-2,5/488	1.5 - 2.5	●	4.8	0.8	19.4	6.4	0.09	100	1491710000		
VFSKHI/1,5-2,5/638	1.5 - 2.5	●	6.3	0.8	20.8	7.3	0.11	100	1491720000		
VFSKHI/4,0-6,0/638	4 - 6	●	6.3	0.8	23.3	7.3	0.18	100	1491750000		
VFSKHI/4,0-6,0/9512	4 - 6	●	9.5	1.2	28.6	12	0.27	100	1491760000		



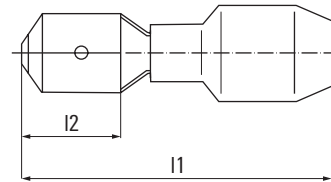
**Cable-lug sleeves 0.5 – 6 mm<sup>2</sup>  
completely insulated**

**Technical data**

Material: Ms  
 Insulation: PVC  
 Surface: tin plated

**Ordering data**

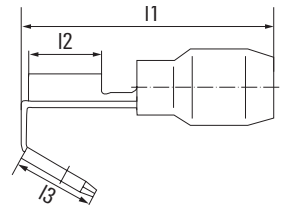

Type	Cross-section mm <sup>2</sup>	colour	dimensions in mm		I1	I2	Cu-weight 100 pcs./kg	Qty. (pcs.)	Order No. insulation PVC	Tool recommendation	
			tab- width	tab- thickness						HTI 15	CTI 6 + CTI 6G
VFSKHV/0,5-1,0/285	0.5 - 1	●	2.8	0.5	19.2	6.4	0.08	100	1491860000	HTI 15	CTI 6 + CTI 6G
VFSKHV/0,5-1,0/288	0.5 - 1	●	2.8	0.8	19.2	6.4	0.08	100	1491870000		
VFSKHV/0,5-1,0/485	0.5 - 1	●	4.8	0.5	20.2	6.4	0.10	100	1491880000		
VFSKHV/0,5-1,0/488	0.5 - 1	●	4.8	0.8	20.2	6.4	0.10	100	1491890000		
VFSKHV/0,5-1,0/638	0.5 - 1	●	6.3	0.8	21.5	7.3	0.11	100	1491910000		
VFSKHV/1,5-2,5/485	1.5 - 2.5	●	4.8	0.5	20.2	6.5	0.11	100	1491920000		
VFSKHV/1,5-2,5/488	1.5 - 2.5	●	4.8	0.8	20.2	6.5	0.11	100	1491930000		
VFSKHV/1,5-2,5/638	1.5 - 2.5	●	6.3	0.8	21.5	7.3	0.14	100	1491940000		
VFSKHV/4,0-6,0/638	4 - 6	●	6.3	0.8	24.2	7.3	0.20	100	1491950000		


**Cable lug connector 0.5 – 6 mm<sup>2</sup>**
**Technical data**

Material:	MS
Insulation:	PVC
Surface:	tin plated

**Ordering data**

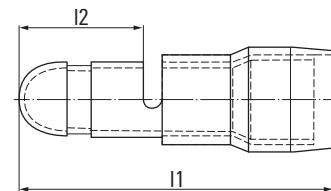
Type	Cross-section mm <sup>2</sup>	colour	dimensions in mm				Cu-weight 100 pcs./kg	Qty. (pcs.)	Order No.	Tool recommendation	
			tab- width	tab- thickness	I1	I2				HTI 15	CTI 6 + CTI 6G
FSKI/0,5-1,0/288	0.5	●	2.8	0.8	19.2	6.5	0.08	100	1491790000	HTI 15	CTI 6 + CTI 6G
FSKI/0,5-1,0/488	0.5	●	4.8	0.8	19.8	6.7	0.08	100	1491810000		
FSKI/0,5-1,0/638	0.5	●	6.3	0.8	21.8	7.7	0.09	100	1491820000		
FSKI/1,5-2,5/488	1.5 - 2.5	●	4.8	0.8	19.8	6.7	0.09	100	1491850000		
FSKI/1,5-2,5/638	1.5 - 2.5	●	6.3	0.8	21.8	7.7	0.1	100	1491830000		
FSKI/4,0-6,0/638	4 - 6	●	6.3	0.8	24	7.7	0.17	100	1491840000		


**Piggy back disconnectors 0.5 – 2.5 mm<sup>2</sup>**
**Technical data**

Material:	MS
Insulation:	PVC
Surface:	tin plated

**Ordering data**

Type	Cross-section mm <sup>2</sup>	colour	dimensions in mm					Cu-weight 100 pcs./kg	Qty. (pcs.)	Order No.	Tool recommendation	
			tab- width	tab- thickness	I1	I2	I3				HTI 15	CTI 6 + CTI 6G
VSTVI/0,5-1,0	0.5 - 1	●	6.3	0.8	23.9	8	8.2	0.15	100	1491770000	HTI 15	CTI 6 + CTI 6G
VSTVI/1,5-2,5	1.5 - 2.5	●	6.3	0.8	23	8	8.2	0.15	100	1491780000		

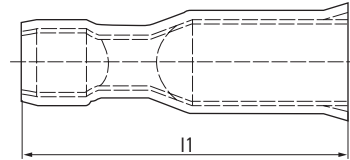

**Circular plug 0.5 – 6 mm<sup>2</sup>**
**Technical data**

Material:	MS
Insulation:	PVC
Surface:	tin plated

**Ordering data**

Type	Cross-section mm <sup>2</sup>	colour	dimensions in mm			Cu-weight 100 pcs./kg	Qty. (pcs.)	Order No.	Tool recommendation	
			pin Ø	I1	I2				HTI 15	CTI 6 + CTI 6G
VRSTI/0,5-1,0	0.5 - 1	●	4	21.5	8.5	0.1	100	1492040000	HTI 15	CTI 6 + CTI 6G
VRSTI/1,5-2,5	1.5 - 2.5	●	5	21.2	8.5	0.11	100	1492050000		
VRSTI/4,0-6,0	4 - 6	●	5	24	8.5	0.17	100	1492060000		

**Insulated cable connectors, PA/PC, with conical cable entry**



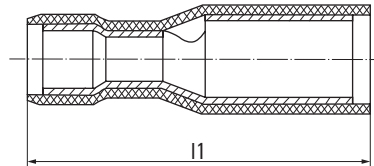

**Round-plug sleeves 0.5 - 6 mm<sup>2</sup>**

**Technical data**

Material: MS  
 Insulation: PVC  
 Surface: tin plated

**Ordering data**

Type	Cross-section mm <sup>2</sup>	colour	dimensions in mm		Cu-weight 100 pcs./kg	Qty. (pcs.)	Order No.	Tool recommendation	
			pin Ø	l1					
VRSHV/0,5-1,0	0.5 - 1	●	4	23.3	0.13	100	1491980000	HTI 15	CTI 6 + CTI 6G
VRSHV/1,5-2,5	1.5 - 2.5	●	5	23.3	0.15	100	1491990000		
VRSHV/4,0-6,0	4 - 6	●	5	25.1	0.23	100	1492010000		



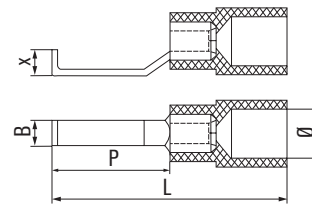

**Round-plug sleeves 0.5 - 2.5 mm<sup>2</sup>, completely insulated**

**Technical data**

Material: MS  
 Insulation: PA  
 Surface: tin plated

**Ordering data**

Type	Cross-section mm <sup>2</sup>	colour	dimensions in mm		Cu-weight 100 pcs./kg	Qty. (pcs.)	Order No.	Tool recommendation	
			pin Ø	l1					
VRSHVI/0,5-1,0	0.5 - 1	●	4	25.2	0.12	100	1492020000	HTI 15	CTI 6 + CTI 6G
VRSHVI/1,5-2,5	1.5 - 2.5	●	4	25.2	0.13	100	1492030000		



**Insulated hook-type cable lug**

**Technical data**

Material: copper  
 Insulation: PC  
 Surface: tin plated

**Ordering data**

Type	Cross-section mm <sup>2</sup>	colour	dimensions in mm				Cu-weight 100 pcs./kg	Qty. (pcs.)	Order No.	Tool recommendation	
			Ø	x	L	P					
HBT 1,5 - 4,6 RT	0.5 - 1.5	●	4	2.1	28.4	17.4	0.74	100	1233340000	HTI 15	CTI 6 + CTI 6G
HBT 1,5 - 3,0 RT	0.5 - 1.5	●	4	2.1	28.4	17.4	0.88	100	1312440000		
HBT 2,5 - 4,6 BL	1.5 - 2.5	●	4.5	2.1	28.2	17.4	1.05	100	1233330000		
HBT 2,5 - 3,0 BL	1.5 - 2.5	●	4.5	2.1	28.2	17.4	0.88	100	1312450000		
HBT 6,0 - 3,0 GE	4.0 - 6.0	●	6.4	2.8	30.2	17.2	1.59	100	1312470000		
HBT 6,0 - 4,6 GE	4.0 - 6.0	●	6.4	2.8	30.2	17.2	1.825	100	1216230000		







# Cable lugs and insulated connectors

<b>Cable lugs and insulated connectors</b>	Technical data / general notes	K.2
	Tubular cable lugs, copper, euro-series	K.9
	Tubular cable lugs with angle, copper, euro-series	K.12
	Joint connector, copper, euro-series	K.15
	Crimp cable lugs, copper, DIN 46235	K.17
	Tubular compression connectors, copper, DIN 46267 part 1	K.20
	Terminals ring and fork-type, noninsulated	K.23
	Pin cable lugs DIN 46230, noninsulated	K.26
	Parallel connectors and joint connector, noninsulated	K.27

# Cable lugs and insulated connector

## Technical data / general information

### Conductor cross section comparison

comparable ISO-cross section in (mm <sup>2</sup> )	AWG/ MCM	
	AWG	cross section (mm <sup>2</sup> )
0.14	26	0.128
0.2	24	0.205
0.34	22	0.325
0.5	20	0.519
0.75	18	0.823
1	-	-
1.5	16	1.31
2.5	14	2.08
4	12	3.31
6	10	5.27
10	8	8.35
16	6	13.3
25	4	21.2
35	2	33.6
-	1	42.4
50	0	53.4
70	00	67.5
95	000	85.0
-	0000	107.2
120	250 MCM	127
150	300 MCM	152
185	350 MCM	177
240	500 MCM	253
300	600 MCM	304

## Electrical characteristics

Maximum allowable current load of cable lugs and connectors  
in conjunction with insulated conductors (at ambient temperature +30 °C)

nominal cross section (mm <sup>2</sup> )	Single cor cable	Multicore cables + cords, excl. home- and portable apparatus	Multicore heavy duty rubber cables
	- rubber insulated - PVC insulated - TPE insulated - heat resistant	- rubber insulated - PVC insulated - TPE insulated - heat resistant	min. 0.6 / 1kV
	Cu (A)	Cu (A)	Cu (A)
0.75	15	12	-
1	19	15	-
1.5	24	18	23
2.5	32	26	30
4	42	34	41
6	54	44	53
10	73	61	74
16	98	82	99
25	129	108	131
35	158	135	162
50	198	168	202
70	245	207	250
95	292	250	301
120	344	292	-
150	391	335	-
185	448	382	-
240	528	453	-
300	608	523	-
sources of current ratings:	DIN VDE 0298-4. 2003-08 Table 11, colonne 2	DIN VDE 0298-4. 2003-08 Table 11, colonne 5	DIN VDE 0298-4. 2003-08 Table 15, colonne 4+2

### Note:

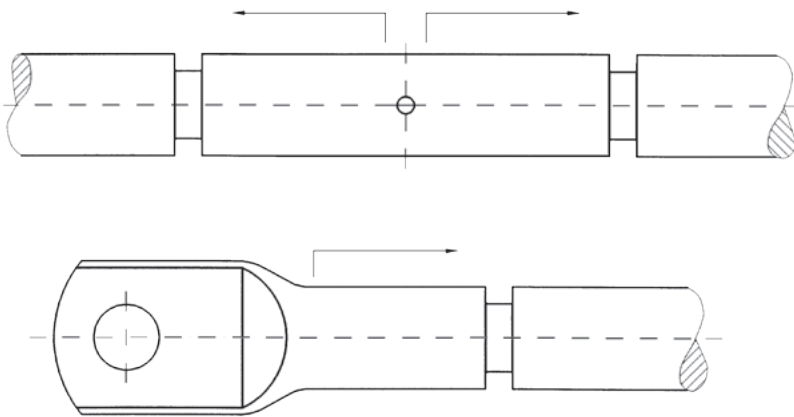
Design of these tables deviates from VDE 0298-4 design.  
In case of doubt, appliance of the current issue of the DIN VDE 0298-4 is obligatory.

Above Table values have to be taken into consideration of further applicable converting / derating factors:

- other ambient temperatures: DIN VDE 0298-4
- pay attention to the maximum electric current of the used equipment
- pay attention to the maximum current load of the used cable under consideration of the laying procedure

## Assembly of cable lugs and connectors general

1. Take the measurements of the cable lugs / connectors and their allocation of cross section out of this catalogue.
2. Cut the cable right-angled to the conductor. Strip off the insulation of the cable. The part to be stripped of has to be as long as the sleeve (measurement a) of the cable lug / connector + about 10 %.
3. Before crimping clean the conductor with a wire brush in order to remove dirt and oxidation. Sectorshaped conductors must be rounded before crimping!
4. Insert the noninsulated conductor into the compression sleeve until it reaches the wire stop.
5. Before starting to crimp please check whether conductor and cable lug respectively connector have the same cross section and do fit to each other according to our catalogue.
6. Please check whether crimping tool and crimping dies are suitable for the cable lugs/connectors you want to crimp. You can take this information for each series and cross section from the manufacturer's catalogue or the operating instructions of the tool.
7. The crimping process is evaluated, on the cable lug and connector, from the cable end to the end of the sleeve.(see illustration).



For the quantity of crimpings take notice of the preceding charts.  
(These you are able to find on the following page)

# Traction - specified value

cross section mm <sup>2</sup>	Values for crimpings up to 10 mm <sup>2</sup> (except end ferrules) (EN 60352 part 2 release 10/2002)			Values for aluminium crimpings from 16 mm <sup>2</sup> (VDE 0220 part 100 cross-section x 40)		
	traction 100 %	130 %	150 %	traction 100 %	130 %	150 %
0.2				28 N		
0.34				40 N		
0.5	60 N	78 N	90 N	56 N		
0.75	85 N	111 N	128 N	84 N		
1	108 N	140 N	162 N	108 N		
1.5	150 N	195 N	225 N	150 N		
2.5	230 N	299 N	345 N	230 N		
4	310 N	403 N	465 N	310 N		
6	360 N	468 N	540 N	360 N		
10	380 N	494 N	570 N			
	Values for copper crimpings from 10 mm <sup>2</sup> DIN EN 61238-1 release 3/2004 except end ferrules (VDE 0220 part 100 cross-section x 60) calculation:			Values for aluminium crimpings from 16 mm <sup>2</sup> (VDE 0220 part 100 cross-section x 40) calculation:		
	traction 100 %	130 %	150 %	traction 100 %	130 %	150 %
10	600 N	780 N	900 N	640 N	832 N	960 N
16	960 N	1.248 N	1.440 N	1.000 N	1.300 N	1.500 N
25	1.500 N	1.950 N	2.250 N	1.400 N	1.820 N	2.100 N
35	2.100 N	2.730 N	3.150 N	2.000 N	2.600 N	3.000 N
50	3.000 N	3.900 N	4.500 N	2.800 N	3.640 N	4.200 N
70	4.200 N	5.490 N	6.300 N	3.800 N	4.940 N	5.700 N
95	5.700 N	7.410 N	8.550 N	4.800 N	6.240 N	7.200 N
120	7.200 N	9.360 N	10.800 N	6.000 N	7.800 N	9.000 N
150	9.000 N	11.700 N	13.500 N	7.400 N	9.620 N	11.100 N
185	11.100 N	14.430 N	16.650 N	9.600 N	12.480 N	14.400 N
240	14.400 N	18.720 N	21.600 N	12.000 N	15.600 N	18.000 N
300	18.000 N	23.400 N	27.000 N	16.000 N	20.800 N	24.000 N
400	24.000 N*			20.000 N	26.000 N	30.000 N
500	30.000 N*			25.000 N*		
625	37.500 N*			32.000 N*		
800	48.000 N*					
1.000	60.000 N*					

Note: \* The maximum value of VDE 2002 T100 is 20.000 N!

To pass the test according to the norm, the conductor in the crimping connection may not slide by 100 % of the traction during 60 seconds holding time.

# Crimping instructions for euro-series

## Crimping instructions

Minimum necessary crimping quantity of cable lugs and connectors for euro-series. (WM-crimping):

## Crimping tools and order numbers

Cross section in mm	crimping quantity x width	PZ RK 6/70 1500440000	PZ RK 10/120 1500450000	EPG 45 1500830000	EPG 60 2453810000	HPG 60 2453820000	APG 80 1502390000
6	1 x 5 mm						
	1 x 7 mm						
10	1 x 5 mm						
	1 x 7 mm						
16	2 x 5 mm						
	1 x 7 mm						
25	2 x 5 mm						
	1 x 12 mm						
35	2 x 5 mm						
	1 x 10 mm						
	1 x 12 mm						
50	2 x 5 mm						
	1 x 12 mm						
70	2 x 5 mm						
	1 x 12 mm						
95	2 x 5 mm						
	1 x 12 mm						
120	3 x 5 mm						
	1 x 10 mm						
150	3 x 5 mm						
185	3 x 5 mm						
	2 x 10 mm						
240	3 x 5 mm						
	3 x 7 mm						
300	4 x 5 mm						
	3 x 7 mm						
400	4 x 7 mm						



# Crimping instructions for DIN 46235-series and DIN 46267-series

## Crimping instructions

Minimum necessary crimping quantity of cable lugs and connectors  
for DIN 46235-series and DIN 46267-series (Hexagonal-shape-crimping):

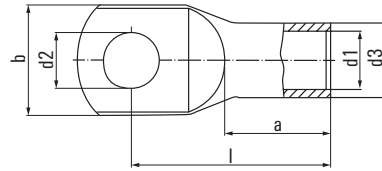
## Crimping tools and order numbers

cross section in mm	die code	crimping quantity x width	PZ PK 6/70 1500470000	PZ PK 10/120 1500480000	EPG 45 1500830000	EPG 60 2453810000	HPG 60 2453820000	APG 80 1502390000
6	5	1 x 5 mm						
		1 x 7 mm						
10	6	1 x 5 mm						
		1 x 7 mm						
16	8	2 x 5 mm						
		1 x 12 mm						
25	10	2 x 5 mm						
		1 x 12 mm						
35	12	2 x 5 mm						
		1 x 10 mm						
		1 x 12 mm						
50	14	3 x 5 mm						
		1 x 12 mm						
70	16	3 x 5 mm						
		1 x 12 mm						
95	18	4 x 5 mm						
		2 x 10 mm						
120	20	4 x 5 mm						
		2 x 10 mm						
150	22	4 x 5 mm						
		2 x 10 mm						
185	25	4 x 5 mm						
		2 x 10 mm						
240	28	4 x 5 mm						
		2 x 13 mm						
300	32	4 x 5 mm						
		4 x 7 mm						

# Tubular cable lugs and connectors, copper euro-series



K



**Tubular cable lugs 0.5 – 25 mm<sup>2</sup>,  
euro-series**

**Technical data**

Material:

Cu according to DIN EN 13600

Surface:

tin plated

Approvals:

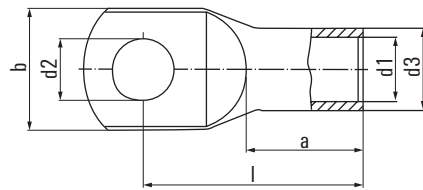


**Ordering data**

Cross-section mm <sup>2</sup>	flat hole M	dimensions in mm							Qty. (pcs.)	Order No.	Tool recommendation
		d1	d3	d2	b	l	a				
KRN-M3/-0,75	0.5 - 0.75	3	1.4	3	3.2	6.5	12.5	6	100	1495010000*	HTN 21
KRN-M4/-0,75		4			4.3	8.5	14		100	1495020000*	
KRN-M5/-0,75		5			5.3	10	15		100	1495030000*	
KRN-M3/-1,5	1.0 - 1.5	3	1.9	3.9	3.2	6.5	14	6	100	1495040000*	
KRN-M4/-1,5		4			4.3	8.5	15		100	1495050000*	
KRN-M5/-1,5		5			5.3	10	16		100	1495070000*	
KRN-M6/-1,5		6			6.4	11	18		100	1495080000*	
KRN-M4/-2,5	2.5	4	2.4	4.4	4.3	8.5	15	6.5	100	1495090000*	
KRN-M5/-2,5		5			5.3	10	16		100	1495100000*	
KRN-M6/-2,5		6			6.4	11	18		100	1495110000*	
KRN-M8/-2,5		8			8.4	13	20		100	1495120000*	
KRN-M4/-4	4	4	3	5	4.3	8.5	17	8	100	1495130000*	
KRN-M5/-4		5			5.3	10	18		100	1495140000*	
KRN-M6/-4		6			6.4	11	20		100	1495150000*	
KRN-M8/-4		8			8.4	14	22		100	1495170000*	
KRN-M4/-6	6	4	3.5	6.5	4.3	10	19	9	100	1497150000	PZ RK 6/70
KRN-M5/-6		5			5.3	10	20		100	1497170000	
KRN-M6/-6		6			6.4	11	21.5		100	1497180000	
KRN-M8/-6		8			8.4	15	24		100	1497190000	
KRN-M10/-6		10			10.5	18	26		100	1497200000	
KRN-M12/-6		12			13	19	27.5		100	1497210000	
KRN-M4/-10	10	4	4.5	7	4.3	12	20	10	100	1496900000	PZ RK 10/120
KRN-M5/-10		5			5.3	12	21		100	1496910000	
KRN-M6/-10		6			6.4	12	22.5		100	1496920000	
KRN-M8/-10		8			8.4	15	25		100	1496930000	
KRN-M10/-10		10			10.5	18	27		100	1496940000	
KRN-M12/-10		12			13	20	28.5		100	1496950000	
KRN-M5/-16	16	5	5.5	8.5	5.3	12	25	13	100	1496970000	APG 80 EPG 60 + HPG 60
KRN-M6/-16		6			6.4	12	26.5		100	1496980000	
KRN-M8/-16		8			8.4	15	29		100	1496990000	
KRN-M10/-16		10			10.5	18	31		100	1497000000	
KRN-M12/-16		12			13	19	32		100	1497010000	
KRN-M5/-25	25	5	7	10	5.3	15	33.5	15	100	1495830000	
KRN-M6/-25		6			6.4	15	31.5		100	1496490000	
KRN-M8/-25		8			8.4	16	33		100	1496500000	
KRN-M10/-25		10			10.5	18	34.5		100	1496510000	
KRN-M12/-25		12			13	20	36		100	1496520000	
KRN-M14/-25		14			15	22	39		100	1496530000	

\* UL not tested

Tubular cable lugs, copper, euro-series



Tubular cable lugs 35 – 300 mm<sup>2</sup>, euro-series

Technical data

Material:  
Surface:  
Approvals:

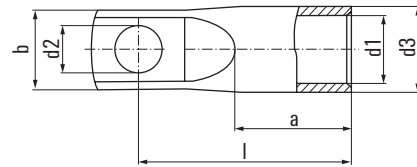
Cu according to DIN EN 13600  
tin plated



Ordering data

Type	Cross section mm <sup>2</sup>	flat hole M	dimensions in mm						weight 100 pcs./kg	Qty (pcs.)	Order No.	Tool recommendation			
			d1	d3	d2	b	l	a							
KRN-M6/35	35	6	8.5	12	6.4	17	33	17	2.07	100	1496540000	PZ PK 6/70 + PZ RK 10/120	EPG 45	EPG 60 + HPG 60	APG 80
KRN-M8/35		8			8.4	17	34		2.18	100	1496550000				
KRN-M10/35		10			10.5	20	36.5		2.19	100	1496570000				
KRN-M12/35		12			13	22	37.5		2.33	100	1496580000				
KRN-M6/50	50	6	10	14	6.4	20	37	19	3.01	100	1496590000				
KRN-M8/50		8			8.4	20	39		3.04	100	1496600000				
KRN-M10/50		10			10.5	20	40.5		3.13	100	1496610000				
KRN-M12/50		12			13	23	42		3.13	100	1496620000				
KRN-M 14/50		14			15	23	44		3.51	100	1495750000				
KRN-M16/50		16			17	27	46		3.55	100	1496630000				
KRN-M20/50		20			21	30.5	52.5		3.89	100	1495840000				
KRN-M6/70	70	6	12	16.5	6.4	24	40.5	21	4.11	25	1496640000				
KRN-M8/70		8			8.4	24	42.5		4.46	25	1496650000				
KRN-M10/70		10			10.5	24	43.5		4.64	25	1496670000				
KRN-M12/70		12			13	24	45		4.73	25	1495570000				
KRN-M14/70		14			15	25	46		4.91	25	1495770000				
KRN-M16/70		16			17	28	48.5		4.96	25	1495580000				
KRN-M 20/70		20			21	29	52		5.29	25	1495590000				
KRN-M6/95	95	6	13.5	18	6.4	26	43	23	4.95	25	1495820000				
KRN-M8/95		8			8.4	26	46		5.36	25	1495600000				
KRN-M10/95		10			10.5	26	47		5.51	25	1495610000				
KRN-M12/95		12			13	26	48		5.51	25	1495620000				
KRN-M14/95		14			15	26	51.5		5.89	25	1495780000				
KRN-M16/95		16			17	28	51		5.85	25	1495630000				
KRN-M20/95		20			21	30	55		6.13	25	1495640000				
KRN-M8/120	120	8	15	20	8.4	29	49.5	26	6.88	25	1495790000				
KRN-M10/120		10			10.5	29	52		7.99	25	1495650000				
KRN-M12/120		12			13	29	51.5		7.84	25	1495670000				
KRN-M14/120		14			15	30	53		7.86	25	1495800000				
KRN-M16/120		16			17	30	55		8.07	25	1495680000				
KRN-M20/120		20			21	35	60		8.90	25	1495690000				
KRN-M8/150	150	8	16.8	21.3	8.4	31	55.5	29	7.89	25	1495700000				
KRN-M10/150		10			10.5	31	56.5		8.37	25	1495710000				
KRN-M12/150		12			13	31	56		8.07	25	1495720000				
KRN-M14/150		14			15	31	57		8.30	25	1495810000				
KRN-M16/150		16			17	31	58		8.36	25	1495730000				
KRN-M 20/150		20			21	35	63		8.75	25	1495740000				
KRN-M8/185	185	8	19	24	8.4	35	58	30	10.37	25	1497290000*				
KRN-M10/185		10			10.5	35	59		10.61	25	1495430000				
KRN-M12/185		12			13	35	58.5		10.60	25	1495440000				
KRN-M14/185		14			15	35	61		10.72	25	1497250000				
KRN-M16/185		16			17	35	63		10.86	25	1495450000				
KRN-M20/185		20			21	35	66		11.33	25	1495470000				
KRN-M8/240	240	8	21	26	8.4	38	67	35	12.40	25	1495480000*				
KRN-M10/240		10			10.5	38	67		12.97	25	1495490000				
KRN-M12/240		12			13	38	67		13.02	25	1495500000				
KRN-M14/240		14			15	38	69		13.36	25	1497270000				
KRN-M16/240		16			17	38	69.5		13.56	25	1495510000				
KRN-M 20/240		20			21	38	71		13.80	25	1495520000				
KRN-M10/300	300	10	24	30	10.5	44	79.5	42	20.45	20	1495530000*				
KRN-M12/300		12			13	44	82		21.18	20	1495540000				
KRN-M14/300		14			15	44	84		22.19	20	1497280000				
KRN-M16/300		16			17	44	85		21.94	20	1495550000				
KRN-M20/300		20			21	44	85		22.40	20	1497240000				
KRN-M10/400	400	10	27.5	33.5	10.5	49	92	47	27.9	15	2578020000				
KRN-M12/400		12			13	49	92		27.85	15	2578030000				
KRN-M16/400		16			17	49	92		27.65	15	2578040000				
KRN-M20/400		20			21	49	92		26.61	15	2578050000				

\* UL not tested



**Tubular cable lugs 35 – 300 mm<sup>2</sup>, euro-series, with narrow flange**

**Technical data**

Material:

Surface:

Approvals:

Cu according to DIN EN 13600  
tin plated

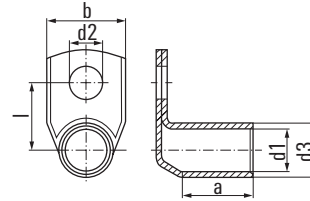


**Ordering data**

Type	Cross section mm <sup>2</sup>	flat hole M	dimensions in mm						weight 100 pcs./kg	Qty. (pcs.)	Order No.	Tool recommendation			
			d1	d3	d2	b	l	a				PZPK 6/70 + PZ RK 10/120	EPG 45	EPG 60 + HPG 60	APG 80
KRN-M6/-35 S	35	6	8.5	12	6.4	15	33	17	1.93	25	1494790000	PZPK 6/70 + PZ RK 10/120	EPG 45	EPG 60 + HPG 60	APG 80
KRN-M8/-35 S		8			8.4	15	35		1.90	25	1494810000*				
KRN-M6/-50 S	50	6	10	14	6.4	15	37	19	2.69	25	1494820000				
KRN-M8/-50 S		8			8.4	17	39		2.79	25	1494830000				
KRN-M10/-50 S		10			10.5	17	41		2.99	25	1494840000				
KRN-M6/-70 S	70	6	11.8	16.5	6.4	17	41	21	3.99	25	1494850000				
KRN-M8/-70 S		8			8.4	17	43		4.38	25	1494860000				
KRN-M10/-70 S		10			10.5	17	45		4.40	25	1494870000				
KRN-M12/-70 S		12			13	19	46		4.48	25	1494880000				
KRN-M6/-95 S	95	6	13.5	18	6.4	19	43	23	4.67	25	1494430000				
KRN-M8/-95 S		8			8.4	19	45		4.90	25	1494890000				
KRN-M10/-95 S		10			10.5	19	47		5.10	25	1494900000				
KRN-M12/-95 S		12			13	19	48		5.20	25	1494910000				
KRN-M6/-120 S	120	6	14.7	20	6.4	20	49	26	6.43	10	1494410000				
KRN-M8/-120 S		8			8.4	20	51		7.12	10	1494420000				
KRN-M10/-120 S		10			10.5	20	53		6.70	10	1494920000				
KRN-M12/-120 S		12			13	20	54		7.12	10	1494930000				
KRN-M6/-150 S	150	6	16.3	21.3	6.4	19	53	29	7.01	10	1494440000				
KRN-M8/-150 S		8			8.4	19	55		7.31	10	1494940000				
KRN-M10/-150 S		10			10.5	19	56		7.63	10	1494950000				
KRN-M12/-150 S		12			13	22	59		7.63	10	1494970000				
KRN-M10/-185 S	185	10	18.7	24	10.5	26	60	30	10.47	10	1494980000				
KRN-M12/-185 S		12			13	26	59.5		10.27	10	1494990000				
KRN-M16/-185 S		16			17	26	64		10.81	10	1495000000				
KRN-M10/-240 S	240	10	21	26	10.5	30	65	35	12.80	5	1494340000				
KRN-M12/-240 S		12			13	30	65		11.71	5	1494350000				
KRN-M16/-240 S		16			17	30	68		12.11	5	1494370000				
KRN-M10/-300 S	300	10	23.5	30	10.5	30	76	42	19.66	5	1494380000*				
KRN-M12/-300 S		12			13	30	79		20.08	5	1494390000*				
KRN-M16/-300 S		16			17	30	81		20.60	5	1494400000*				

\* UL not tested

## Tubular cable lugs with angle, copper, euro-series

Tubular cable lugs with 90° angle,  
0.5 – 35 mm<sup>2</sup>, euro-series

## Technical data

Material:

Cu according to DIN EN 13600

Surface:

tin plated

Approvals:

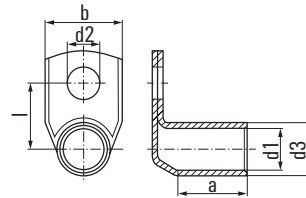


## Ordering data

Type	Cross-section mm <sup>2</sup>	flat hole M	dimensions in mm						weight 100 pcs./kg	Qty. (pcs.)	Order No.	Tool recommendation
			d1	d3	d2	b	l	a				
KWN-M3/-0,75 90	0.5 - 0.75	3	1.4	3	3.2	6.5	7.5	5	0.09	100	1495180000*	
KWN-M4/-0,75 90		4			4.3	8.5	8.5		0.10	100	1495190000*	
KWN-M5/-0,75 90		5			5.3	10	9.5		0.10	100	1495200000*	
KWN-M3/-1,5 90	1.0 - 1.5	3	1.9	3.9	3.2	6.5	8	5	0.16	100	1495210000*	
KWN-M4/-1,5 90		4			4.3	8.5	9		0.16	100	1495220000*	
KWN-M5/-1,5 90		5			5.3	10	10		0.16	100	1495230000*	
KWN-M6/-1,5 90		6			6.4	11	12		0.15	100	1495240000*	
KWN-M4/-2,5 90	2.5	4	2.4	4.4	4.3	8.5	9.2	5.5	0.18	100	1495250000*	
KWN-M5/-2,5 90		5			5.3	10	10.2		0.18	100	1495270000*	
KWN-M6/-2,5 90		6			6.4	11	12.2		0.22	100	1495280000*	
KWN-M8/-2,5 90		8			8.4	14	14.2		0.23	100	1495290000*	
KWN-M4/-4 90	4	4	3	5	4.3	8.5	9.5	7	0.25	100	1495300000*	
KWN-M5/-4 90		5			5.3	10	10.5		0.24	100	1495310000*	
KWN-M6/-4 90		6			6.4	11	12.5		0.29	100	1495320000*	
KWN-M8/-4 90		8			8.4	14	14.5		0.30	100	1495330000*	
KWN-M4/-6 90	6	4	3.5	6.5	4.3	10	10.3	8	0.52	100	1497220000	
KWN-M5/-6 90		5			5.3	11	11.2		0.56	100	1496120000	
KWN-M6/-6 90		6			6.4	11	13.3		0.62	100	1496130000	
KWN-M8/-6 90		8			8.4	15	15.3		0.64	100	1496140000	
KWN-M10/-6 90		10			10.5	18	17.2		0.68	100	1496150000	
KWN-M12/-6 90		12			13	20	18.2		0.66	100	1496170000	
KWN-M5/-10 90	10	5	4.5	7	5.3	12	11.5	9	0.54	100	1497020000	
KWN-M6/-10 90		6			6.4	12	12.5		0.59	100	1497030000	
KWN-M8/-10 90		8			8.4	15	15.5		0.67	100	1497040000	
KWN-M10/-10 90		10			10.5	18	17.5		0.70	100	1497050000	
KWN-M12/-10 90		12			13	20	18.5		0.70	100	1497070000	
KWN-M5/-16 90	16	5	5.5	8.5	5.3	12	13	12	1.07	100	1497080000	
KWN-M6/-16 90		6			6.4	12	14.3		1.15	100	1497090000	
KWN-M8/-16 90		8			8.4	15	16.3		1.20	100	1497100000	
KWN-M10/-16 90		10			10.5	18	18.3		1.23	100	1497110000	
KWN-M12/-16 90		12			13	20	19.3		1.23	100	1497120000	
KWN-M6/-25 90	25	6	7	10	6.4	15	15.5	14	1.35	100	1495850000	
KWN-M8/-25 90		8			8.4	16	17.5		1.43	100	1495870000	
KWN-M10/-25 90		10			10.5	18	19.5		1.57	100	1495880000	
KWN-M12/-25 90		12			13	20	20.5		1.51	100	1495890000	
KWN-M14/-25 90		14			15	22	22.5		1.69	100	1495900000	
KWN-M6/-35 90	35	6	8.5	12	6.4	17	16.5	16	2.10	100	1495910000	
KWN-M8/-35 90		8			8.4	17	18.5		2.31	100	1495920000	
KWN-M10/-35 90		10			10.5	20	20.5		2.36	100	1495930000	
KWN-M12/-35 90		12			13	22	21.5		2.37	100	1495940000	
KWN-M14/-35 90		14			15	23	23.5		2.48	100	1494640000	
KWN-M16/-35 90		16			17	28	24.5		2.48	100	1494690000	

\* UL not tested





**Tubular cable lugs with 90° angle,  
50 – 300 mm<sup>2</sup>, euro-series**

**Technical data**

Material: Cu according to DIN EN 13600  
Surface: tin plated  
Approvals:



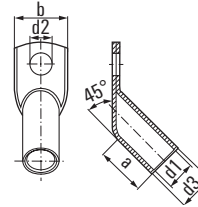
**Ordering data**

Type	Cross-section mm <sup>2</sup>	flat hole M	dimensions in mm						weight 100 pcs./kg	Qty. (pcs.)	Order No.	Tool recommendation		
			d1	d3	d2	b	l	a				PZ PK 6/70 + PZ RK 10/120	EPG 45	APG 80
KWN-M6/-50 90	50	6	10	14	6.4	20	17.5	18	3.00	100	1495950000	PZ PK 6/70 + PZ RK 10/120	EPG 45	APG 80
KWN-M8/-50 90		8			8.4	20	19.5		3.22	100	1495970000			
KWN-M10/-50 90		10			10.5	20	21.5		3.32	100	1495980000			
KWN-M12/-50 90		12			13	23	22.5		3.28	100	1495990000			
KWN-M14/-50 90		14			15	23	24.5		3.37	100	1494650000			
KWN-M16/-50 90		16			17	27	28.5		3.63	100	1496000000			
KWN-M20/-50 90		20			21	30	32.5		3.89	100	1494710000			
KWN-M6/-70 90	70	6	12	16.5	6.4	24	18.8	20	4.41	25	1496010000			
KWN-M8/-70 90		8			8.4	24	20.8		4.86	25	1496020000			
KWN-M10/-70 90		10			10.5	24	22.8		5.06	25	1496030000			
KWN-M12/-70 90		12			13	24	23.8		4.94	25	1496040000			
KWN-M14/-70 90		14			15	25	25.8		5.19	25	1494660000			
KWN-M16/-70 90		16			17	28	26.8		5.11	25	1496050000			
KWN-M20/-70 90		20			21	29	30.8		5.26	25	1496070000			
KWN-M8/-95 90	95	8	13.5	18	8.4	26	21.5	22	5.33	25	1496080000			
KWN-M10/-95 90		10			10.5	26	23.5		5.59	25	1496090000			
KWN-M12/-95 90		12			13	26	24.5		5.66	25	1496100000			
KWN-M14/-95 90		14			15	26	26.5		5.89	25	1494670000			
KWN-M16/-95 90		16			17	28	27.5		6.00	25	1496110000			
KWN-M8/-120 90	120	8	15	20	8.4	29	22.5	25	7.63	25	1494680000			
KWN-M10/-120 90		10			10.5	29	24.5		8.07	25	1494450000			
KWN-M12/-120 90		12			13	29	25.5		7.99	25	1494470000			
KWN-M16/-120 90		16			17	30	28.5		8.46	25	1494480000			
KWN-M8/-150 90	150	8	16.8	21.3	8.4	31	25.7	28	8.03	25	1494490000			
KWN-M10/-150 90		10			10.5	31	25.7		8.07	25	1494500000			
KWN-M12/-150 90		12			13	31	26.7		8.29	25	1494510000			
KWN-M16/-150 90		16			17	31	29.7		8.50	25	1494520000			
KWN-M20/-150 90		20			21	35	33.7		8.89	25	1494530000			
KWN-M10/-185 90	185	10	19	24	10.5	35	27	29	11.41	25	1494540000			
KWN-M12/-185 90		12			13	35	28		12.04	25	1494550000			
KWN-M16/-185 90		16			17	35	31		12.48	25	1494570000			
KWN-M20/-185 90		20			21	35	35		12.70	25	1494580000			
KWN-M10/-240 90	240	10	21	26	10.5	38	28	34	13.32	25	1494590000			
KWN-M12/-240 90		12			13	38	29		13.40	25	1494610000			
KWN-M16/-240 90		16			17	38	32		13.76	25	1494620000			
KWN-M20/-240 90		20			21	38	36		14.23	25	1494630000			
KWN-M12/-300 90	300	12	24	30	13	43	31	41	19.92	20	1497300000			
KWN-M16/-300 90		16			17	43	34		20.90	20	1497310000			
KWN-M20/-300 90		20			21	43	38		21.81	20	1497320000			

\* UL not tested



## Tubular cable lugs with angle, copper, euro-series

Tubular cable lugs with 45° angle,  
10 – 240 mm<sup>2</sup>, euro-series

## Technical data

Material:

Cu according to DIN EN 13600

Surface:

tin plated

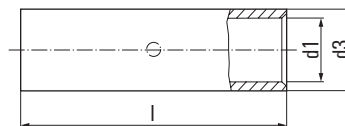
Approvals:



## Ordering data

Type	Cross-section mm <sup>2</sup>	flat hole M	dimensions in mm					weight 100 pcs./kg	Qty. (pcs.)	Order No.	Tool recommendation		
			d1	d3	d2	b	a						
KWN-M5/-10 45	10	5	4.5	7	5.3	12	9	0.55	100	1496810000	PZ RK 6/70	EPG 45	EPG 60 + HPG 60
KWN-M6/-10 45		6			6.4	12		0.58	100	1496820000			
KWN-M8/-10 45		8			8.4	15		0.65	100	1496830000			
KWN-M10/-10 45		10			10.5	18		0.66	100	1496840000*			
KWN-M5/-16 45	16	5	5.5	8.5	5.3	12	12	0.95	100	1496850000			
KWN-M6/-16 45		6			6.4	12		1.02	100	1496870000			
KWN-M8/-16 45		8			8.4	15		1.17	100	1496880000			
KWN-M10/-16 45		10			10.5	18		1.17	100	1496890000			
KWN-M6/-25 45	25	6	7	10	6.4	15	14	1.39	100	1496180000			
KWN-M8/-25 45		8			8.4	16		1.51	100	1496190000			
KWN-M10/-25 45		10			10.5	18		1.66	100	1496200000			
KWN-M12/-25 45		12			13	20		1.70	100	1496210000			
KWN-M6/-35 45	35	6	8.5	12	6.4	17	16	2.17	50	1496220000			
KWN-M8/-35 45		8			8.4	17		2.23	50	1496230000			
KWN-M10/-35 45		10			10.5	20		2.34	50	1496240000			
KWN-M12/-35 45		12			13	22		2.40	50	1496250000			
KWN-M6/-50 45	50	6	10	14	6.4	20	18	2.94	50	1496270000*			
KWN-M8/-50 45		8			8.4	20		3.34	50	1496280000			
KWN-M10/-50 45		10			10.5	20		3.65	50	1496290000			
KWN-M12/-50 45		12			13	23		3.65	50	1496300000			
KWN-M8/-70 45	70	8	12	16.5	8.4	24	20	4.90	25	1496310000			
KWN-M10/-70 45		10			10.5	24		5.23	25	1496320000			
KWN-M12/-70 45		12			13	24		5.34	25	1496330000			
KWN-M8/-95 45	95	8	13.5	18	8.4	26	22	6.18	25	1496340000			
KWN-M10/-95 45		10			10.5	26		6.20	25	1496350000			
KWN-M12/-95 45		12			13	26		6.20	25	1496370000			
KWN-M16/-95 45		16			17	28		6.80	25	1496380000*			
KWN-M8/-120 45	120	8	15	20	8.4	29	25	7.80	25	1496390000			
KWN-M10/-120 45		10			10.5	29		8.90	25	1496400000			
KWN-M12/-120 45		12			13	29		8.91	25	1496410000			
KWN-M16/-120 45		16			17	30		9.31	25	1496420000			
KWN-M8/-150 45	150	8	16.8	21.3	8.4	31	28	11.31	25	1496430000*			
KWN-M10/-150 45		10			10.5	31		9.80	25	1496440000			
KWN-M12/-150 45		12			13	31		9.68	25	1496450000			
KWN-M16/-150 45		16			17	31		10.12	25	1496470000			
KWN-M20/-150 45		20			21	35		10.12	25	1496480000*			
KWN-M10/-185 45	185	10	19	24	10.5	35	29	12.35	20	1495340000			
KWN-M12/-185 45		12			13	35		12.24	20	1495350000			
KWN-M16/-185 45		16			17	35		12.84	20	1495370000			
KWN-M20/-185 45		20			21	35		13.99	20	1495380000			
KWN-M12/-240 45	240	12	21	26	13	38	34	15.46	15	1495400000			
KWN-M16/-240 45		16			17	38		16.51	15	1495410000			
KWN-M20/-240 45		20			21	38		17.04	15	1495420000			

\* UL not tested



**Joint connector 0.5 – 240 mm<sup>2</sup>  
euro-series**

**Technical data**

Material: Cu according to DIN EN 13600  
Surface: tin plated  
Type: with wirestop

**Ordering data**

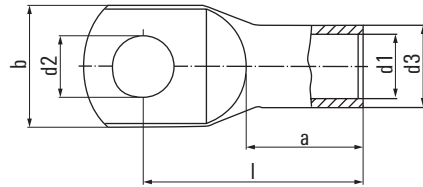
Type	Cross-section mm <sup>2</sup>	dimensions in mm			weight 100 pcs./kg	Qty. (pcs.)	Order No.	Tool recommendation			
		d1	d3	l				HTN 21	EPG 45	PZ RK 6/70 PZ RK 10/120	EPG 80 + HPG 80
VSTN-M0,5/-0,75	0.5 - 0.75	1.4	3	15	0.08	100	1497330000				
VSTN-M1/-1,5	1.0 - 1.5	1.9	3.9	15	0.12	100	1497340000				
VSTN/-2,5	2.5	2.4	4.4	16	0.15	100	1497350000				
VSTN/-4	4	3	5	19	0.21	100	1497370000				
VSTN/-6	6	3.5	6.5	25	0.51	100	1494720000				
VSTN/-10	10	4.5	7	30	0.60	50	1497130000				
VSTN/-16	16	5.5	8.5	35	1.00	50	1497140000				
VSTN/-25	25	7	10	40	1.41	50	1494730000				
VSTN/-35	35	8.5	12	45	2.16	50	1494740000				
VSTN/-50	50	10	14	50	3.32	50	1494750000				
VSTN/-70	70	12	16.5	55	4.91	50	1494760000				
VSTN/-95	95	13.5	18	60	6.09	50	1494770000				
VSTN/-120	120	15	20	65	7.88	25	1494780000				
VSTN/-150	150	16.8	21.3	70	8.68	25	1497380000				
VSTN/-185	185	19	24	75	11.63	25	1497390000				
VSTN/-240	240	21	26	85	14.22	25	1497400000				



# Crimp cable lugs, copper DIN 46235



K



### Crimp cable lugs, copper 6 – 95 mm<sup>2</sup>, DIN 46235

#### Technical data

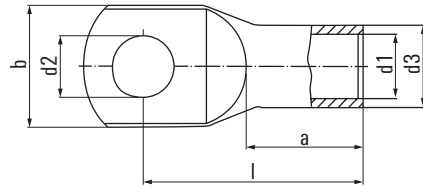
Material: Cu according to DIN EN 13600  
Surface: tin plated

#### Ordering data

Type	Cross-section mm <sup>2</sup>	flat hole M	die code	d1	d3	d2	b	l	a	weight 100 pcs./kg	Qty. (pcs.)	Order No.	Tool recommendation
KP-M5/6	6	5	5	3.7	5.5	5.3	8.5	24	10	0.31	100	1497840000	PZ PK 6/70 + PZ PK 10/120
KP-M6/6		6				6.4	9	24		0.34	100	1497850000	
KP-M8/6		8*				8.4	13	26		0.35	100	1497860000	
KP-M5/10	10	5	6	4.4	6	5.3	10	27	10	0.35	100	1497870000	PZ PK 10/120
KP-M6/10		6				6.4	10	27		0.37	100	1497880000	
KP-M8/10		8*				8.4	13	28		0.38	100	1497890000	
KP-M10/10		10*				10.5	15	29		0.38	100	1497910000	
KP-M5/16	16	5*	8	5.5	8.5	5.3	13	36	20	1.22	100	1497920000	CTN 25 D5
KP-M6/16		6				6.4	13	36		1.27	100	1497930000	
KP-M8/16		8				8.4	13	37		1.30	100	1497940000	
KP-M10/16		10				10.5	16.5	38		1.32	100	1497950000	
KP-M12/16		12*				13	19	40		1.35	100	1497960000	
KP-M6/25	25	6	10	7	10	6.4	14	39	20	1.62	100	1497970000	EPG 45, APG 80 + EPG 60 + HPG 60
KP-M8/25		8				8.4	17	39		1.73	100	1497980000	
KP-M10/25		10				10.5	17	40.5		1.77	100	1497990000	
KP-M12/25		12				13	18	40.5		1.72	100	1498000000	
KP-M16/25		16*				17	22	45		1.99	100	1498010000	
KP-M6/35	35	6*	12	8.2	12.5	6.4	17.5	42.5	20	3.12	100	1498020000	EPG 45, APG 80 + EPG 60 + HPG 60
KP-M8/35		8				8.4	18	42		3.19	100	1498030000	
KP-M10/35		10				10.5	20	42.5		3.17	100	1498040000	
KP-M12/35		12				13	21	44		3.11	100	1498050000	
KP-M16/35		16*				17	28	47		3.14	100	1498060000	
KP-M6/50	50	6*	14	9.8	14.5	6.4	20	52	28	4.67	100	1498510000	EPG 45, APG 80 + EPG 60 + HPG 60
KP-M8/50		8				8.4	20	52		5.00	100	1498070000	
KP-M10/50		10				10.5	22	52		4.94	100	1498080000	
KP-M12/50		12				13	23	52		4.91	100	1498090000	
KP-M14/50		14*				15	26	53.5		4.94	100	1498570000	
KP-M16/50		16				17	28	55.5		5.04	100	1498110000	
KP-M20/50		20*				21	30	61.5		5.56	100	1498120000	
KP-M8/70	70	8	16	11.3	16.5	8.4	24	56	28	6.54	50	1498130000	EPG 45, APG 80 + EPG 60 + HPG 60
KP-M10/70		10				10.5	24	56		6.54	50	1498140000	
KP-M12/70		12				13	24	56.5		6.57	50	1498150000	
KP-M14/70		14*				15	24	55.5		6.00	50	1498560000	
KP-M16/70		16				17	29	57		6.92	50	1498160000	
KP-M20/70		20*				21	31	61		6.99	50	1498170000	
KP-M8/95	95	8*	18	13.5	19	8.4	28	65	35	9.36	50	1498180000	EPG 45, APG 80 + EPG 60 + HPG 60
KP-M10/95		10				10.5	28	65.5		9.55	50	1498190000	
KP-M12/95		12				13	28	65.5		9.45	50	1498210000	
KP-M14/95		14*				15	28	65.5		9.43	50	1498520000	
KP-M16/95		16				17	30	65.5		9.44	50	1498220000	
KP-M20/95		20*				21	33	71		9.86	50	1498230000	

\* not standardized, tube measurements in accordance with DIN 46235

## Crimp cable lugs, copper, DIN 46235

Crimp cable lugs, copper,  
120 - 300 mm<sup>2</sup>, DIN 46235

## Technical data

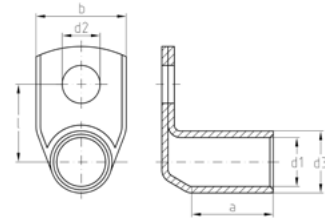
Material: Cu according to DIN EN 13600  
Surface: tin plated

## Ordering data

Type	Cross-section mm <sup>2</sup>	flat hole M	die code	d1	d3	dimensions in mm				weight 100 pcs./kg	Qty. (pcs.)	Order No.	Tool recommendation			
						d2	b	l	a							
KP-M8/-120	120	8*	20	15.5	21	8.4	31	70	35	11.35	50	1498480000	PZ PK 10/120	EPG 45	APG 80	EPG 60 + HPG 60
KP-M10/-120		10				10.5	31	70		11.40	50	1498240000				
KP-M12/-120		12				13	31	70.5		11.43	50	1498250000				
KP-M14/-120		14*				15	31	70		11.41	50	1498490000				
KP-M16/-120		16				17	31.5	70		11.36	50	1498270000				
KP-M20/-120		20				21	36	72		11.51	50	1498280000				
KP-M8/-150	150	8*	22	17	23.5	8.4	34	79	35	16.40	25	1498290000				
KP-M10/-150		10				10.5	34	79		16.46	25	1498310000				
KP-M12/-150		12				13	34	78.5		16.53	25	1498320000				
KP-M14/-150		14*				15	34	78		16.49	25	1498580000				
KP-M16/-150		16				17	34	78		16.35	25	1498330000				
KP-M20/-150		20				21	38	78		16.34	25	1498340000				
KP-M8/-185	185	8*	25	19	25.5	8.4	37	83	40	18.50	25	1498540000				
KP-M10/-185		10				10.5	37	83		18.50	25	1498350000				
KP-M12/-185		12				13	37	82.5		18.95	25	1498360000				
KP-M14/-185		14*				15	37	82		18.96	25	1498590000				
KP-M16/-185		16				17	37	82		19.41	25	1498370000				
KP-M20/-185		20				21	40	83		19.01	25	1498380000				
KP-M10/-240	240	10*	28	21.5	29	10.5	42	92	40	27.10	20	1498390000				
KP-M12/-240		12				13	42.5	92		26.65	20	1498410000				
KP-M14/-240		14*				15	42.5	92		26.73	20	1498530000				
KP-M16/-240		16				17	42.5	92		27.45	20	1498420000				
KP-M20/-240		20				21	45	92		27.67	20	1498430000				
KP-M10/-300	300	10*	32	24.5	32	10.5	48.5	104	50	34.80	10	1498440000				
KP-M12/-300		12*				13	48.5	104		34.50	10	1498450000				
KP-M14/-300		14*				15	48.5	104		34.60	10	1498550000				
KP-M16/-300		16				17	48.5	100		34.16	10	1498460000				
KP-M20/-300		20				21	48.5	100		34.46	10	1498470000				

\* not standardized, tube measurements in accordance with DIN 46235

### Crimp cable lugs, copper with 90° angle, 10 – 300 mm<sup>2</sup>, DIN 46235



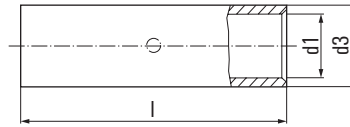
#### Technical data

Material: Cu according to DIN EN 13600  
Surface: tin plated

#### Ordering data

Type	Cross-section mm <sup>2</sup>	flat hole M	die code	d1	d3	d2	b	l	a	weight 100 pcs./kg (pcs.)	Qty.	Order No.	Tool recommendation
KWPN-M6/-10 90	10	6	6	4.4	6	6.4	10	13	9	0.35	100	1497420000	PZ PK 6/70 CTN 29 D5 EPG 45 EPG 60 + HPG 60 APG 80
KWPN-M8/-10 90		8				8.4	13	15		0.37	100	1497430000	
KWPN-M6/-16 90	16	6	8	5.5	8.5	6.4	13	14.3	20	1.29	100	1497440000	
KWPN-M8/-16 90		8				8.4	13	16.3		1.3	100	1497450000	
KWPN-M10/-16 90		10				10.5	16.5	18.3		1.14	100	1497470000	
KWPN-M12/-16 90		12				13	19	19.3		1.17	100	1497480000	
KWPN-M6/-25 90	25	6	10	7	10	6.4	15	15.5	20	1.68	100	1497490000	
KWPN-M8/-25 90		8				8.4	16	17.5		1.78	100	1497510000	
KWPN-M10/-25 90		10				10.5	16	19.5		1.84	100	1497520000	
KWPN-M12/-25 90		12				13	19	20.5		1.82	100	1497530000	
KWPN-M6/-35 90	35	6	12	8.2	12.5	6.4	17	16.8	20	2.74	100	1497540000	PZ PK 10/120 + PZ PK 10/120
KWPN-M8/-35 90		8				8.4	17	18.8		3.04	100	1497550000	
KWPN-M10/-35 90		10				10.5	19	20.8		3.12	100	1497570000	
KWPN-M12/-35 90		12				13	21	21.8		3.26	100	1497580000	
KWPN-M8/-50 90	50	8	14	9.8	14.5	8.4	20	19.8	28	4.62	100	1497590000	
KWPN-M10/-50 90		10				10.5	22	21.8		4.82	100	1497610000	
KWPN-M12/-50 90		12				13	24	22.8		5.03	100	1497620000	
KWPN-M16/-50 90		16				17	27	25.8		5.06	100	1497630000	
KWPN-M8/-70 90	70	8	16	11.3	16.5	8.4	24	20.8	28	5.93	25	1497640000	
KWPN-M10/-70 90		10				10.5	24	22.8		6.51	25	1497650000	
KWPN-M12/-70 90		12				13	24	23.8		7	25	1497660000	
KWPN-M16/-70 90		16				17	29	26.8		6.96	25	1497680000	
KWPN-M8/-95 90	95	8	18	13.5	19	8.4	28	22	35	8.5	25	1497690000	PZ PK 10/120 + PZ PK 10/120
KWPN-M10/-95 90		10				10.5	28	24		9.37	25	1497710000	
KWPN-M12/-95 90		12				13	28	25		9.49	25	1497720000	
KWPN-M16/-95 90		16				17	32	28		9.67	25	1497730000	
KWPN-M10/-120 90	120	10	20	15.5	21	10.5	32	25.5	35	10.84	25	1497750000	
KWPN-M12/-120 90		12				13	32	26.5		11	25	1497760000	
KWPN-M16/-120 90		16				17	32	29.5		11.16	25	1497770000	
KWPN-M20/-120 90		20				21	38	33.5		12.39	25	1497780000	
KWPN-M8/-150 90	150	8	22	17	23.5	8.4	34	26.8	35	13.87	25	1497790000	
KWPN-M10/-150 90		10				10.5	34	26.8		14.16	25	1497810000	
KWPN-M12/-150 90		12				13	34	27.8		14.41	25	1497820000	
KWPN-M16/-150 90		16				17	34	30.8		14.83	25	1497830000	
KWPN-M20/-150 90		20				21	34	34.8		15.51	25	1496680000	
KWPN-M8/-185 90	185	8	25	19	25.5	8.4	37	25.8	40	15.7	25	1496800000	PZ PK 10/120 + PZ PK 10/120
KWPN-M10/-185 90		10				10.5	37	27.8		16.81	25	1496690000	
KWPN-M12/-185 90		12				13	37	28.8		17.29	25	1496700000	
KWPN-M16/-185 90		16				17	37	31.8		18.09	25	1496710000	
KWPN-M20/-185 90		20				21	40	35.8		20.2	25	1496720000	
KWPN-M12/-240 90	240	12	28	21.5	29	13	42	30.5	40	22.61	20	1496730000	
KWPN-M16/-240 90		16				17	42	33.5		24.64	20	1496740000	
KWPN-M20/-240 90		20				21	42	37.5		25.59	20	1496750000	
KWPN-M12/-300 90	300	12	32	24.5	32	13	48.5	32	50	29.35	10	1496770000	
KWPN-M16/-300 90		16				17	48.5	35		30.51	10	1496780000	
KWPN-M20/-300 90		20				21	48.5	39		38.6	10	1496790000	

**Tubular compression connectors, copper, DIN 46267 part 1**



**Tubular compression connectors  
6 - 300 mm<sup>2</sup>, DIN 46267 part 1,  
strain relieved**

**Technical data**

Material: Cu according to DIN EN 13600  
Surface: tin plated

**Ordering data**

Type	Cross-section mm <sup>2</sup>	die code	dimensions in mm			weight 100 pcs./kg	Qty. (pcs.)	Order No.	Tool recommendation					
			d1	d3	l				PZ PK 6/70	CTN 25 D5	PZ PK 10/120	EPG 45	EPG 60 + HPG 60	APG 80
VPN/-6	6	5	3.7	5.5	30	0.35	100	1498610000						
VPN/-10	10	6	4.4	6	30	0.35	100	1498620000						
VPN/-16	16	8	5.5	8.5	50	1.51	100	1498630000						
VPN/-25	25	10	7	10	50	1.86	100	1498640000						
VPN/-35	35	12	8.2	12.5	50	3.20	100	1498650000						
VPN/-50	50	14	9.8	14.5	56	4.64	50	1498660000						
VPN/-70	70	16	11.3	16.5	56	5.64	50	1498670000						
VPN/-95	95	18	13.5	19	70	8.98	50	1498680000						
VPN/-120	120	20	15.5	21	70	10.27	25	1498690000						
VPN/-150	150	22	17	23.5	80	14.96	25	1498710000						
VPN/-185	185	25	19	25.5	85	16.78	25	1498720000						
VPN/-240	240	28	21.5	29	90	23.20	15	1498730000						
VPN/-300	300	32	24.5	32	100	30.52	10	1498740000						

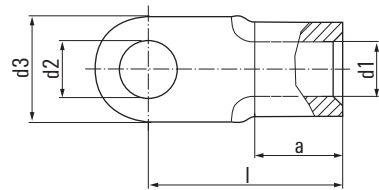




# Terminals noninsulated



K



## Terminals 0.1 – 6 mm<sup>2</sup>, DIN 46234

### Technical data

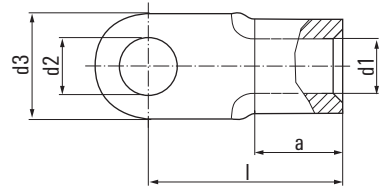
Material:	Cu-HCP
Surface:	tin plated S = small palm

### Ordering data

Type	Cross-section mm <sup>2</sup>	flat hole M	d1	d2	d3	l	a	weight 100 pcs./kg	Qty. (pcs.)	Order No.	Tool recommendation	
KQN-M2/-0,5	0.1 - 0.5	2	1	2.2	5	10	4	0.02	100	1493670000	HTN 21	
KQN-M3/-0,5		3		3.2	5	10		0.02	100	1493680000		
KQN-M4/-0,5		4		4.3	6.5	12		0.03	100	1493690000		
KQN-M5/-0,5		5		5.3	8	11		0.03	100	1493700000		
KQN-M2/-1	0.5 - 1	2*	1.6	2.2	6	11	5	0.06	100	1493720000		
KQN-M2,5/-1		2.5		2.7	6	11		0.06	100	1493730000		
KQN-M3/-1		3		3.2	6	11		0.06	100	1493740000		
KQN-M3,5/-1		3.5		3.7	6	11		0.06	100	1493750000		
KQN-M4/S/-1		4/S*		4.3	7	11		0.06	100	1493760000		
KQN-M4/-1		4		4.3	8	12		0.07	100	1493770000		
KQN-M5/S/-1		5/S*		5.3	8	12		0.06	100	1493780000		
KQN-M5/-1		5		5.3	10	13		0.08	100	1493790000		
KQN-M6/-1		6*		6.5	10	13		0.07	100	1493800000		
KQN-M8/-1		8*		8.4	12	17		0.10	100	1493810000		
KQN-M10/-1		10*		10.5	14	17		0.10	100	1493710000		
KQN-M3/-2,5	1.5 - 2.5	3	2.3	3.2	6	11	5	0.07	100	1493820000	EPG 45	
KQN-M3,5/-2,5		3.5		3.7	6	11		0.06	100	1493830000		
KQN-M4/S/-2,5		4/S*		4.3	6.8	11		0.06	100	1493840000		
KQN-M4/-2,5		4		4.3	8	12		0.08	100	1493850000		
KQN-M5/S/-2,5		5/S*		5.3	8	12		0.07	100	1493870000		
KQN-M5/-2,5		5		5.3	10	14		0.10	100	1493890000		
KQN-M6/-2,5		6		6.5	11	16		0.11	100	1493900000		
KQN-M8/-2,5		8		8.4	14	17		0.14	100	1493910000		
KQN-M10/-2,5		10*		10.5	18	20		0.19	100	1493930000		
KQN-M12/-2,5		12*		13	18	20		0.16	100	1493940000		
KQN-M4/-6	4 - 6	4	3.6	4.3	8	14	6	0.14	100	1493950000		APG 80 EPG 60 + HP G 60
KQN-M5/-6		5		5.3	10	15		0.16	100	1493960000		
KQN-M6/-6		6		6.5	11	16		0.17	100	1493970000		
KQN-M8/-6		8		8.4	14	19		0.21	100	1493980000		
KQN-M10/-6		10		10.5	18	21		0.27	100	1493990000		
KQN-M12/-6		12*		13	18	21		0.23	100	1494000000		

\* not standardized, dimensions similar to DIN 46234

## Terminals ring and fork-type, noninsulated

Terminals 10 – 240 mm<sup>2</sup>,  
DIN 46234

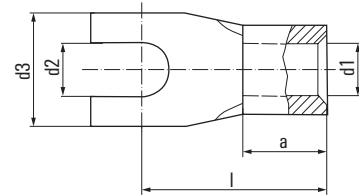
## Technical data

Material: Cu-HCP  
Surface: tin plated

## Ordering data

Type	Cross-section mm <sup>2</sup>	flat hole M	dimensions in mm					weight 100 pcs./kg	Qty. (pcs.)	Order No.	Tool recommendation			
			d1	d2	d3	l	a							
KQN-M4/-10	10	4*	4.5	4.3	10	16	8	0.23	100	1494010000	CTN 25 DA	EPG 45	EPG 60 + HPG 60	APG 80
KQN-M5/-10		5		5.3	10	16		0.22	100	1494020000				
KQN-M6/-10		6		6.5	11	17		0.24	100	1494030000				
KQN-M8/-10		8		8.4	14	20		0.29	100	1494040000				
KQN-M10/-10		10		10.5	18	21		0.35	100	1494050000				
KQN-M12/-10		12		13	22	23		0.41	100	1494060000				
KQN-M5/-16	16	5	5.8	5.3	11	20	10	0.40	100	1494070000				
KQN-M6/-16		6		6.5	11	20		0.38	100	1494080000				
KQN-M8/-16		8		8.4	14	22		0.42	100	1494090000				
KQN-M10/-16		10		10.5	18	24		0.50	100	1494100000				
KQN-M12/-16		12		13	22	26		0.58	100	1494110000				
KQN-M5/-25	25	5	7.5	5.3	12	25	11	0.70	50	1494120000				
KQN-M6/-25		6		6.5	12	25		0.71	50	1494130000				
KQN-M8/-25		8		8.4	16	25		0.76	50	1494140000				
KQN-M10/-25		10		10.5	18	26		0.78	50	1494150000				
KQN-M12/-25		12		13	22	31		0.97	50	1494160000				
KQN-M16/-25		16		17	28	35		1.20	50	1493490000				
KQN-M6/-35	35	6	9	6.5	15	26	12	0.97	50	1494170000				
KQN-M8/-35		8		8.4	16	26		0.96	50	1494180000				
KQN-M10/-35		10		10.5	18	27		1.00	50	1494190000				
KQN-M12/-35		12		13	22	31		1.17	50	1493130000				
KQN-M16/-35		16		17	28	36		1.41	50	1493140000				
KQN-M20/-35		20*		21	30	37.5	14	1.67	50	1493520000				
KQN-M6/-50	50	6	11	6.5	18	34	16	1.75	50	1493510000				
KQN-M8/-50		8		8.4	18	34		1.72	50	1493150000				
KQN-M10/-50		10		10.5	18	34		1.66	50	1493160000				
KQN-M12/-50		12		13	22	36		1.80	50	1493170000				
KQN-M16/-50		16		17	28	40		2.11	50	1493180000				
KQN-M20/-50		20*		21	32	41.2	18	2.57	50	1493530000				
KQN-M6/-70	70	6	13	6.5	22	38	18	2.66	50	1493190000				
KQN-M8/-70		8		8.4	22	38		2.34	50	1493210000				
KQN-M10/-70		10		10.5	22	38		2.58	50	1493220000				
KQN-M12/-70		12		13	22	38		2.49	50	1493230000				
KQN-M16/-70		16		17	28	42		2.77	50	1493240000				
KQN-M20/-70		20*		21	32	45	19	3.06	50	1493250000				
KQN-M8/-95	95	8	15	8.4	24	42	20	4.24	25	1493260000				
KQN-M10/-95		10		10.5	24	42		4.17	25	1493270000				
KQN-M12/-95		12		13	24	42		3.92	25	1493280000				
KQN-M16/-95		16		17	28	44		3.94	25	1493290000				
KQN-M20/-95		20*		21	32	51.8		4.25	25	1493310000				
KQN-M8/-120	120	8	16.5	8.4	24	44	22	5.77	25	1493320000				
KQN-M10/-120		10		10.5	24	44		5.67	25	1493330000				
KQN-M12/-120		12		13	24	44		5.42	25	1493340000				
KQN-M16/-120		16		17	28	48		6.21	25	1493350000				
KQN-M20/-120		20*		21	32	53	21	5.81	25	1493360000				
KQN-M10/-150	150	10	19	10.5	30	50	24	8.29	25	1493370000				
KQN-M12/-150		12		13	30	50		8.31	25	1493380000				
KQN-M16/-150		16		17	30	50		8.01	25	1493390000				
KQN-M20/-150		20*		21	36	63	27	7.35	25	1493410000				
KQN-M10/-185	185	10	21	10.5	36	50	28	11.16	25	1493420000				
KQN-M12/-185		12		13	36	50		10.78	25	1493430000				
KQN-M16/-185		16		17	36	50		10.61	25	1493440000				
KQN-M20/-185		20*		21	36	50		10.17	25	1493450000				
KQN-M10/-240	240	10	23.5	10.5	38	56	32	15.01	25	1493460000				
KQN-M12/-240		12		13	38	56		14.98	25	1493470000				
KQN-M16/-240		16		17	38	56		14.53	25	1493480000				

\* not standardized


**Terminals  
fork-type 0.5 – 16 mm<sup>2</sup>**
**Technical data**

Material:	Cu-HCP (0.5 - 10 mm <sup>2</sup> ) Cu-ETP (16 mm <sup>2</sup> )
Surface:	tin plated S = small palm

**Ordering data**

Type	Cross-section mm <sup>2</sup>	flat hole M	dimensions in mm					weight 100 pcs./kg	Qty. (pcs.)	Order No.	Tool recommendation
			d1	d2	d3	l	a				
KQNG-M3/-1	0.5 - 1	C 3	1.6	3.2	6	11	5	0.06	100	1493540000	
KQNG-M3,5/-1		C 3.5		3.7	6	11		0.05	100	1493550000	
KQNG-M4/S/-1		C 4/S		4.3	7	12		0.06	100	1493560000	
KQNG-M4/-1		C 4		4.3	8	12		0.07	100	1493570000	
KQNG-M5/-1		C 5		5.3	10	13		0.08	100	1493580000	
KQNG-M6/-1		C 6		6.5	12	17		0.09	100	1493590000	
KQNG-M3/-2,5	1.5 - 2.5	C 3	2.3	3.2	6	11	5	0.06	100	1493600000	
KQNG-M3,5/-2,5		C 3.5		3.7	6.8	11		0.07	100	1493610000	
KQNG-M4/S/-2,5		C 4/S		4.3	6.8	11		0.06	100	1493620000	
KQNG-M4/-2,5		C 4		4.3	8	12		0.08	100	1493630000	
KQNG-M5/-2,5		C 5		5.3	10	14		0.10	100	1493640000	
KQNG-M6/-2,5		C 6		6.5	11	16		0.11	100	1493650000	
KQNG-M4/-6	4 - 6	C 4	3.6	4.3	8	14	6	0.14	100	1493660000	
KQNG-M5/-6		C 5		5.3	10	15		0.16	100	1492650000	
KQNG-M6/-6		C 6		6.5	11	16		0.16	100	1492660000	
KQNG-M8/-6		C 8		8.4	14	19		0.19	100	1492670000	
KQNG-M5/-10	10	C 5	4.5	5.3	10	16	8	0.23	100	1492680000	
KQNG-M6/-10		C 6		6.5	11	17		0.24	100	1492690000	
KQNG-M6/-16	16	C 6	5.8	6.5	11	20	10	0.48	50	1492700000	
KQNG-M8/-16		C 8		8.4	14	22		0.50	50	1492710000	

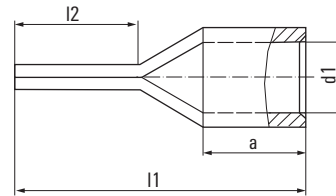
HTN 21

EP G 45

AP G 80 + EP G 60 + HP G 60

CTN 25 D4

**Pin cable lugs DIN 46230, noninsulated**



**Pin cable lugs 0.1 – 95 mm<sup>2</sup>,  
DIN 46230**

**Technical data**

Material: Cu-HCP (0.1 – 6 mm<sup>2</sup>)  
Cu-ETP (10 – 95 mm<sup>2</sup>)  
Surface: tin plated

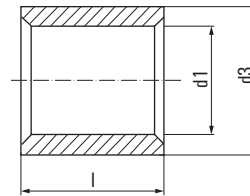
**Ordering data**

Type	Cross-section mm <sup>2</sup>	dimensions in mm				Ø pin	weight 100 pcs./kg	Qty. (pcs.)	Order No.	Tool recommendation	
		d1	l1	l2	a						
KSN/0,1-0,5	0.1 – 0.5	1	14	9	4	1.2	0.02	100	1492720000	HTN 21	
KSN/0,5-1,0	0.5 – 1	1.6	17	10	5	1.9	0.06	100	1492730000		
KSN/1,5-2,5	1.5 – 2.5	2.3	17	10	5	1.9	0.07	100	1492740000		
KSN/-2,5			22	15			0.09	100	1492750000*		
KSN/-6,0	4 – 6	3.6	20	11	6	2.6	0.15	100	1492770000	CTN 25 D4	
KSN/-10	10	4.5	22	12	8	2.3 x 4.2	0.25	100	1492780000		
KSN/-16	16	5.8	26	13	10	2.5 x 5.6	0.41	100	1492790000		
KSN/-25	25	7	34.1	16	14	2.5 x 6.9	0.66	50	1492800000*		
KSN/-35	35	8.4	41	20	16	3.2 x 8.1	1.19	50	1492810000*		
KSN/-50	50	9.5	45.7	21	19	3.7 x 9.5	1.88	50	1492820000*		
KSN/-70	70	11.2	55	24	24	4 x 11	3.01	50	1492830000*		
KSN/-95	95	13.5	55.5	22	24	5.1 x 12.3	4.2	25	1492840000*		
* not standardized											

EPG 45  
APG 80 + EPG 60 + HPG 60



**Parallel connectors 0.1 – 150 mm<sup>2</sup>, form A, DIN 46341 part 1**



**Technical data**

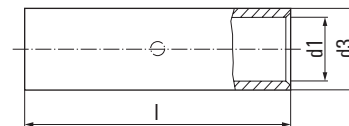
Material: Cu-HCP  
Surface: tin plated

**Ordering data**

Type	Cross-section mm <sup>2</sup>	dimensions in mm			weight 100 pcs./kg	Qty. (pcs.)	Order No.	Tool recommendation	
		l	d1	d3					
VPLN/0,1-0,5	0.1 - 0.5*	5	1.2	2	0.01	100	1492850000	HTN 21	EPG 45 APG 80 + EPG 60 + HPG 60
VPLN/0,5-1,0	0.5 - 1	7	1.6	3.3	0.04	100	1492860000		
VPLN/1,5-2,5	1.5 - 2.5	7	2.3	4	0.05	100	1492870000		
VPLN/4-6,0	4 - 6	7	3.6	5.7	0.09	100	1492880000		
VPLN/-10	10	9	4.6	6.8	0.15	100	1492890000		
VPLN/-16	16	10	5.9	8.3	0.23	100	1492900000		
VPLN/-25	25	12.5	7.7	10.7	0.45	100	1492910000		
VPLN/-35	35	14	9.2	12.4	0.65	100	1492920000		
VPLN/-50	50	17.5	11.2	14.8	1.13	100	1492930000		
VPLN/-70	70	18	13.5	17.5	1.59	100	1492940000		
VPLN/-95	95	19	15	20	2.34	50	1492950000		
VPLN/-120	120	21	16.7	22.7	3.53	50	1492960000		
VPLN/-150	150	25	19	25.5	5.02	50	1492970000		

\* not standardized

**Joint connector 0.1 – 150 mm<sup>2</sup>, form B, DIN 46341 part 1**



**Technical data**

Material: Cu-HCP  
Surface: tin plated

**Ordering data**

Type	Cross-section mm <sup>2</sup>	dimensions in mm			weight 100 pcs./kg	Qty. (pcs.)	Order No.	Tool recommendation	
		l	d1	d3					
VSTN/0,1-0,5	0.1 - 0.5*	12	1.2	2	0.02	100	1492980000	HTN 21	EPG 45 APG 80 + EPG 60 + HPG 60
VSTN/0,5-1	0.5 - 1	15	1.6	3.3	0.09	100	1492990000		
VSTN/1,5-2,5	1.5 - 2.5	15	2.3	4	0.11	100	1493010000		
VSTN/4-6	4 - 6	15	3.6	5.7	0.18	100	1493020000		
VSTN/10	10	20	4.6	6.8	0.36	100	1493030000		
VSTN/16	16	26	5.9	8.3	0.61	100	1493040000		
VSTN/25	25	29	7.7	10.7	1.13	100	1493050000		
VSTN/35	35	32	9.2	12.4	1.55	100	1493060000		
VSTN/50	50	38	11.2	14.8	2.44	100	1493070000		
VSTN/70	70	42	13.5	17.5	3.73	50	1493080000		
VSTN/95	95	48	15	20	6.08	50	1493090000		
VSTN/120	120	52	16.7	22.7	8.67	50	1493110000		
VSTN/150	150	56	19	25.5	11.25	50	1493120000		

\* not standardized





# Service and support

<b>Service and support</b>	Our expertise for your requirements	V.2
	Benefit from optimum support when using our products	V.4

## Our expertise for your requirements

### Service connects - worldwide

Automation technology functions are becoming more complex in a globally-oriented world facing ambitious targets in terms of energy efficiency and smart production. We are your equal partners for the best connections in Industrial Connectivity. Our worldwide network of industrial managers for machine construction, process automation, energy and traffic engineering and for device manufacturers know the challenges you face and can support you in your specific applications.

Training course on technologies, applications and the detailed functionality of our products is available to you locally or at our headquarter in Germany. Our personal support can answer any questions reliably and expertly. Our online services are available 365 day a year around the clock to provide answers to your questions on our products - from user documentation through software to planning tools.

In short: Weidmüller's global service combines our expertise with your requirements.





### **Professional advice on planning**

Our global network of industrial managers has extensive experience in automation technology and electrical connectivity. This expertise allows us to assist you with advice and planning support in order to work with you on resolving the everyday challenges of your applications.



### **Technology and application training**

Industrial automation is moving towards smart production. It faces the challenges of new technologies and applications. Our varied range of training courses develops this knowledge further or provides more in-depth information on the handling of our products and solutions. Our seminars are modular and can be customised. We can train you and your employees in our academy, on your premises if you wish or online in our webinars at any time.



### **Customised installation**

The challenges for the future are reducing costs and increasing efficiency. This requires intelligent, individual solutions which are tailored to your requirements. We can offer a highly qualified customer-specific production service in our application centre. Whether you need modified products, pre-assembled terminal rails or complete small cabinets: we produce the solutions developed for your application quickly and flexibly.


## Online support and downloads

# Exactly the right help and information on our solutions and products

If our products are used in your automation technology applications, you need the best possible individual support, from planning through installation to operation.

For every stage of your application, we can offer the right tools and information for our products and solutions. Up-to-date, uncomplicated, comprehensive and around the clock via our service portal at [www.weidmueller.com/service](http://www.weidmueller.com/service).

Fast access to our support and services is available via Weidmüller webcodes. Simply select the service you want on the right hand side, then enter the webcode made up of five digits with a preceding hashtag into the search field in the top right corner of [www.weidmueller.com](http://www.weidmueller.com) and it will bring up the details you need.



### Online and personal support

From planning through installation to operation, we can provide exactly the right help and information for each step of your application based on our solutions and products: up-to-date, uncomplicated and comprehensive, around the clock, online or in person.



Visit our website for more information

[www.weidmueller.com/service](http://www.weidmueller.com/service)

Let's connect.

### Engineering Support

As a developer, you need simple processes and system-wide tools. We support you in your development environment with comprehensive data, software tools and interfaces, product selection guides and development samples.

### Technical data and downloads

Download all the documents and software relating to our products by simply entering the item number. You can also view our Online Catalogue and research the technical properties of our products.

### Commercial support

Integrate our product data into your commercial system using standardised interfaces or familiarise yourself with the wide range of products in our technical catalogues.



**Engineering data**  
Webcode #01219



**Find downloads**  
Webcode #11379



**Electronic catalogue in BMECat format and other formats**  
Webcode #11378



**Product software**  
Webcode #01212



**Products in the Online Catalogue**  
Webcode #01217



**Access our Webshop**  
Webcode #11382



**Whitepaper for device connectivity**  
Webcode #11359




**Security Advisory Board**  
Webcode #11424



**Technical catalogue in PDF Format**  
Webcode #01218



**Engineering software**  
Webcode #11377



**Product Change Notification**  
Webcode #11425



**Product configurators, product selection guides and samples**  
Webcode #01214

### More offers in online support and downloads

Not found what you are looking for? We have even more to offer you in online support and downloads.



**Approvals, certificates and declaration of conformity**  
Webcode #11374

Here you will find information on the CE declaration of conformity, on RoHS and REACH and other company related certificates and approvals.





# Index

---

<b>Index</b>	Index Type	X.2
	Index Order No.	X.8
	Addresses worldwide	X.14

---

Type	Order No.	Page
<b>1</b>		
1/4" Handgriff	4294820000	F.15
<b>2</b>		
2POL TESTER ZUB	2565720000	G.14
<b>A</b>		
AIE M-SPX 0.25-1.5 S	9204550000	C.11
AIE M-SPX 1.5-6.0 S	9204570000	C.11
AIE multi-spx 0.75-4*SL	9203730000	C.11
AIE multi-stripax 16 SL	9202270000	C.11
AIE multi-stripax 6-16	9202260000	C.11
AIE multi-stripax ASI	9202300000	C.11
AIE multi-stripax AWG	9202280000	C.11
AIE multi-stripax GKWLW	9205770000	C.11
AIE MULTI-STRIPAX POF	1212770000	C.11
AIE MULTI-STRIPAX PV	1204280000	C.11
AIZ 160	9046440000	E.7
AKKU APG/AKT	1502140000	D.38
AKKU APG/AKT	1502140000	D.40
AKKU DMS 3	9007450000	F.7
AKKU DMS PRO	1479110000*	F.6
AKKU EPG	1500840000	D.31
AKKU EPG	1500840000	D.34
AKKU EPG	1500840000	D.36
AKKU EPG	1500840000	D.40
AM 12	9030060000	C.12
AM 16	9204190000	C.13
AM 25	9001540000	C.12
AM 35	9001080000	C.12
AM LWL/PDF	9203060000	D.44
AM-X	2625720000	C.13
APG 80	1502390000	D.38
<b>B</b>		
BATTERIE 1,5V MICRO	9201310000	G.6
BATTERIE 1,5V MICRO	9201310000	G.7
BATTERIE 1,5V MICRO	9201310000	G.16
BATTERIE 1,5V MICRO	9201310000	G.17
BHS 1/4	9009630000	F.8
BIT E6,3 0,4x2,5x70	9202400000	F.8
BIT E6,3 0,5x3,0x70	9204000000	F.8
BIT E6,3 0,6x3,5x70	9024020000	F.8
BIT E6,3 0,6x4,5x110	9205630000	F.8
BIT E6,3 0,8x4,0x70	9024030000	F.8
BIT E6,3 1,0x5,5x70	9024040000	F.8
BIT E6,3 1,2x6,5x70	9022740000	F.8
BIT E6,3 PH1x70	9024080000	F.8
BIT E6,3 PH2x70	9024090000	F.8
BIT E6,3 PZ1x70	9024100000	F.8
BIT E6,3 PZ2x70	9024110000	F.8
BIT E6,3 T15	1318350000	F.8
BIT E6,3 T20	1318370000	F.8
BIT E6,3 T40	1318380000	F.8
BIT E6,3 0,5x3,0x110	9205600000	F.8
BIT E6,3 0,6x3,5x110	9205610000	F.8
BIT E6,3 0,8x4,0x110	9205620000	F.8
BIT E6,3 1,0x5,5x110	9205640000	F.8
BIT E6,3 1,2x6,5x110	9205650000	F.8
BIT E6,32 0,6x3,5x70	9205670000	F.8
Bit-Box WI DMS 3	9024970000	F.9
BLOCKBATTERIE 9V	9004810000	G.11
BLOCKBATTERIE 9V	9004810000	G.12
BLOCKBATTERIE 9V	9004810000	G.13
<b>C</b>		
Crimp-Set Kontakte	9202640000	H.28
CRIMP-SET PZ 16	9025850000	H.26
CRIMP-SET PZ 3	9028650000	H.24
CRIMP-SET PZ 4	9025800000	H.24
CRIMP-SET PZ 4 D	9028630000	H.24
CRIMP-SET PZ 50	9028850000	H.26
CRIMP-SET PZ 6 ROTO L	9028680000	H.24
CRIMP-SET PZ 6 ROTO L D	9028690000	H.24
CRIMP-SET PZ 6 ROTO L T	9028700000	H.24
CRIMP-SET PZ 6/5	9028740000	H.25
CRIMP-SET STRIPAX PLUS	9028770000	H.26
CRIMP-SET STRIPAX PLUS D	9028780000	H.26
CRIMP-SET STRIPAX PLUS T	9028790000	H.26
CRIMPFIX E	2439140000	L.11
CRIMPFIX L	9028530000	L.13
CRIMPFIX LS	9028640000	L.13
CRIMPFIX LZ	9027310000	L.13
CRIMPFIX MAGAZIN	2443370000	L.12
CRIMPFIX R	9028500000	L.12
CRIMPFIX R VARIO	2580000000	L.12
Crimpsset CTI 6	9202600000	H.27
Crimpsset PZ / CTI	9202610000	H.28
CRIMPSET PZ 10 HEX	1542250000	H.25
CRIMPSET PZ 10 SDR	1542280000	H.25
CROSS-KEY MASTER	9918150000	F.27
CROSS-KEY UNIVERSAL	9918130000	F.27
CROSS-KEY UNIVERSAL S	9918140000	F.27
CROSS-KEY-DUO	1480190000	F.28

Type	Order No.	Page
CROSS-KEY-QUADRO	1480180000	F.28
CST	9030500000	C.14
CST VARIO	9005700000	C.15
CTF 63	9202860000	D.5
CTF 63	9202860000	D.16
CTF 63 ZERT	1077010000	D.16
CTF PV WM4	1222870000	D.24
CTI 6	9006120000	D.5
CTI 6	9006120000	D.17
CTI 6	9006120000	J.3
CTI 6 G	9202850000	D.5
CTI 6 G	9202850000	D.17
CTI 6 G	9202850000	J.3
CTI 6 G ZERT	1292880000	D.17
CTI 6 ZERT	9017290000	D.17
CTIN CM 1.6/2.5	9205430000	D.4
CTIN CM 1.6/2.5	9205430000	D.20
CTIN CM 3.6	9205440000	D.4
CTIN CM 3.6	9205440000	D.20
CTN 25 D4	9006220000	D.5
CTN 25 D4	9006220000	D.19
CTN 25 D4 ZERT	9017350000	D.19
CTN 25 D5	9006230000	D.5
CTN 25 D5	9006230000	D.19
CTN 25 D5 ZERT	1292870000	D.19
CTX 500	9006320000	D.5
CTX 500	9006320000	D.26
CTX 501	9006370000	D.5
CTX 501	9006370000	D.26
CTX 502	9006380000	D.5
CTX 502	9006380000	D.26
CTX CM 1.6/2.5	9018490000	D.4
CTX CM 1.6/2.5	9018490000	D.20
CTX CM 1.6/2.5 ZERT	9013690000	D.20
CTX CM 3.6	9018480000	D.4
CTX CM 3.6	9018480000	D.20
CTX CM 3.6 ZERT	1270320000	D.20
CUTFIX 8	9023100000	I.7
CUTFIX 8 INTERFACE	2580010000	I.7
CUTFIX ROLLER	2443360000	I.7
<b>D</b>		
DMS 3	9007440000	F.7
DMS 3 ZERT	9017870000	F.7
DMS MANUELL 0,5-1,7	9918370000	F.11
DMS MANUELL 2,0-7,0	9918380000	F.11
DMS PRO	1479120000*	F.6
DMS PRO ZERT	1987840000*	F.6
DMSI MANUELL 0,5-1,7	9918390000	F.12
DMSI MANUELL 2,0-7,0	9918400000	F.12
DW RSV 1.6	9004530000	D.43
<b>E</b>		
EASYCRIMP	2000360000	D.47
EINSATZ A7-1 CL55	9028450000	H.30
EINSATZ A8-1 CL55	9028460000	H.30
EINSATZ A8-2 CL55	9028420000	H.30
EINSATZ A9-1 CL55	9202020000	H.30
EINSATZ A9-2 CL55	9203280000	H.30
EINSATZ BA7-PSC 80	9202320000	H.31
EINSATZ BA8-PSC 80	9202310000	H.31
EINSTELLBLOCK CST	9005800000	C.14
EPG 45	1500830000	D.34
EPG 60	2453810000	D.36
EPG CUT 40	2453830000	D.31
ERAN MULTI-STRIPAX	9203100000	C.10
ERME 10° SPX 4	1101300000	C.4
ERME 16° SPX 4	1119040000	C.4
ERME AM 16	9204260000	C.13
ERME AM-X	2626340000	C.13
ERME KT 45 R	9204270000	B.7
ERME KT 55	9204280000	B.7
ERME KT 80	9204290000	B.8
ERME LSA PLUS SCHERE	9014050000	D.42
ERME MULTI-STRIPAX	9203070000	C.10
ERME SPX UL	1471390000	C.5
ERME SPX UL XL	1512790000	C.5
ERME VKSW	1251270000	B.10
ERSATZMESSER AM 25/35	9001530000	C.12
ERSATZMESSER STRIPAX PL	9050340000	D.6
ERSATZMESSERSATZ TT864	9008130000	D.29
ERTE KLBC SPX 10	2571480000	C.4
ERTE KLBC SPX 16	2571490000	C.4
ERTE KLBC SPX UL	2571500000	C.5
ERTE KLBC SPX UL XL	2571510000	C.5
ES APG 80 AEH 120	1502090000	D.39
ES APG 80 AEH 150	1502100000	D.39
ES APG 80 AEH 50	1502050000	D.39
ES APG 80 AEH 70	1502070000	D.39
ES APG 80 AEH 95	1502070000	D.39
ES APG 80 AEH 95	1502080000	D.39
ES APG 80 DIN 10	1502830000	D.39
ES APG 80 DIN 120	1502790000	D.39
ES APG 80 DIN 150	1502800000	D.39
ES APG 80 DIN 16	1502840000	D.39
ES APG 80 DIN 185	1501800000	D.39
ES APG 80 DIN 240	1501820000	D.39
ES APG 80 DIN 25	1502850000	D.39
ES APG 80 DIN 35	1502870000	D.39
ES APG 80 DIN 50	1502880000	D.39
ES APG 80 DIN 6	1502820000	D.39
ES APG 80 DIN 70	1502890000	D.39
ES APG 80 DIN 95	1502900000	D.39
ES APG 80 HEX 10	1502620000	D.39
ES APG 80 HEX 120	1502700000	D.39
ES APG 80 HEX 150	1502720000	D.39
ES APG 80 HEX 16	1502630000	D.39
ES APG 80 HEX 185	1502730000	D.39
ES APG 80 HEX 240	1502740000	D.39
ES APG 80 HEX 25	1502600000	D.39
ES APG 80 HEX 300	1502750000	D.39
ES APG 80 HEX 35	1502650000	D.39
ES APG 80 HEX 50	1502780000	D.39
ES APG 80 HEX 6	1505150000	D.37
ES APG 80 HEX 70	1505210000	D.37
ES APG 80 HEX 95	1505220000	D.37
ES EPG 60 ISO 10	2577940000	D.37
ES EPG 60 ISO 16	2577950000	D.37
ES EPG 60 WM 10	2469540000	D.37
ES EPG 60 WM 120	2469610000	D.37
ES EPG 60 WM 150	2469620000	D.37
ES EPG 60 WM 16	2469550000	D.37
ES EPG 60 WM 185	2469630000	D.37
ES EPG 60 WM 240	2469640000	D.37
ES EPG 60 WM 25	2469560000	D.37
ES EPG 60 WM 300	2469550000	D.37
ES EPG 60 WM 35	2469570000	D.37
ES EPG 60 WM 50	2469580000	D.37
ES EPG 60 WM 6	2469380000	D.37
ES EPG 60 WM 70	2469590000	D.37
ES EPG 60 WM 95	2469600000	D.37

Type	Order No.	Page
ES APG 80 DIN 35	1502870000	D.39
ES APG 80 DIN 50	1502880000	D.39
ES APG 80 DIN 6	1502820000	D.39
ES APG 80 DIN 70	1502890000	D.39
ES APG 80 DIN 95	1502900000	D.39
ES APG 80 HEX 10	1502620000	D.39
ES APG 80 HEX 120	1502700000	D.39
ES APG 80 HEX 150	1502720000	D.39
ES APG 80 HEX 16	1502630000	D.39
ES APG 80 HEX 185	1502730000	D.39
ES APG 80 HEX 240	1502740000	D.39
ES APG 80 HEX 25	1502600000	D.39
ES APG 80 HEX 300	1502750000	D.39
ES APG 80 HEX 35	1502650000	D.39
ES APG 80 HEX 50	1502780000	D.39
ES APG 80 HEX 6	1505150000	D.37
ES APG 80 HEX 70	1505210000	D.37
ES APG 80 HEX 95	1505220000	D.37
ES APG 80 ISO 10	2577940000	D.37
ES APG 80 ISO 16	2577950000	D.37
ES APG 80 WM 10	2469540000	D.37
ES APG 80 WM 120	2469610000	D.37
ES APG 80 WM 150	2469620000	D.37
ES APG 80 WM 16	2469550000	D.37
ES APG 80 WM 185	2469630000	D.37
ES APG 80 WM 240	2469640000	D.37
ES APG 80 WM 25	2469560000	D.37
ES APG 80 WM 300	2469550000	D.37
ES APG 80 WM 35	2469570000	D.37
ES APG 80 WM 50	2469580000	D.37
ES APG 80 WM 6	2469380000	D.37
ES APG 80 WM 70	2469590000	D.37
ES APG 80 WM 95	2469600000	D.37
<b>F</b>		
FLECAFIX 11/24	9015900000	F.16
FLECAFIX 24/36	9015980000	F.16
FRZ S 160	9046370000	E.5
FRZ S 200	9046380000	E.5
FRZ SG 160	9046390000	E.5
FRZ SG 200	9046400000	E.5
FSKI/0,5-1,0/288	1491790000	J.27
FSKI/0,5-1,0/488	1491810000	J.27
FSKI/0,5-1,0/638	1491820000	J.27
FSKI/1,5/2,5/488	1491850000	J.27
FSKI/1,5/2,5/638	1491830000	J.27

Type	Order No.	Page
H0.75/14 W BD GSP	9005820000	J.5
H0.75/14 W SP	1476240000	J.4
H0.75/14 W SV	9026070000	J.5
H0.75/14 ZH W	9037230000	J.10
H0.75/14 ZH W SV	9018510000	J.10
H0.75/14D GR	9019040000	J.6
H0.75/14D GR	9005870000	J.7
H0.75/14D GR BD	9004300000	J.6
H0.75/14D GR SV	9019410000	J.6
H0.75/14D ZH GR	9037410000	J.11
H0.75/14D ZH GR SV	9018520000	J.11
H0.75/14DS GR	9028580000	J.14
H0.75/14S W	9025960000	J.14
H0.75/14S W SV	9025700000	J.14
H0.75/14T ZH HBL	9037610000	J.12
H0.75/14T BL BD GSP	9005900000	J.9
H0.75/14T HBL BD	9004310000	J.8
H0.75/14T HBL SV	9021230000	J.8
H0.75/14TS HBL	9018550000	J.14
H0.75/15T ZH BL SV	9018570000	J.12
H0.75/16 W	9025860000	J.4
H0.75/16 W BD GSP	1476030000	J.5
H0.75/16 W SV	9028290000	J.5
H0.75/16 ZH W	9037240000	J.10
H0.75/16 ZH W SV	9004900000	J.10
H0.75/16D GR	9019050000	J.6
H0.75/16D GR BD GSP	1476080000	J.7
H0.75/16D ZH GR	9037420000	J.11
H0.75/16D ZH GR SV	9004770000	J.11
H0.75/16DS GR	2091010000	J.14
H0.75/16T BL BD GSP	1476110000	J.9
H0.75/16T HBL	9021050000	J.8
H0.75/16T ZH HBL	9037620000	J.12
H0.75/16T ZH HBL SV	9005140000	J.12
H0.75/18 W	9025910000	J.4
H0.75/18 W SV	9028300000	J.5
H0.75/18D GR	9019060000	J.6
H0.75/18T HBL	9021060000	J.8
H0.75/19DS ZH GR	9028300000	J.11
H0.75/19S ZH W	9028280000	J.10
H0.75/19TS ZH HBL	9028240000	J.12
H0.75/24 ZH W	9037250000	J.10
H0.75/24D ZH GR	9037430000	J.11
H0.75/24T ZH HBL	9037630000	J.12
H0.75/6	0282700000	J.15
H0.5/14DS W GSP	2528590000	J.14
H0.5/14S OR GSP	2528550000	J.14
H0.5/16DS W BD GSP	2604630000	J.14
H0.5/16S OR BD GSP	2604620000	J.14
H0.5/18 OR	1076980000	J.4
H0.5/18D W	1076990000	J.6
H0.5/18D W SV	1076990000	J.8
H0.75/14 HBL	9021040000	J.8
H0.75/14DS GR GSP	2528600000	J.14
H0.75/14S W GSP	2528560000	J.14
H0.75/14TS HB GSP	2528630000	J.14
H0.75/16DS GR BD GSP	2604650000	J.14
H0.75/16S W BD GSP	2604640000	J.14
H0.75/16TS HBL BD GSP	2604660000	J.14
H1.0/10	0282800000	J.15
H1.0/12 GE	0409700000	J.4
H1.0/12 GE SV	9028310000	J.5
H1.0/12D R	9019070000	J.6
H1.0/12D R SV	9019070000	J.8
H1.0/14 GE	0463000000	J.4
H1.0/14 GE BD	9004320000	J.5
H1.0/14 GE BD GSP	9005830000	J.5
H1.0/14 GE SP	1476250000	J.4
H1.0/14 GE SV	9026080000	J.5
H1.0/14D R	9019080000	J.6
H1.0/14D R SV	9019080000	J.8
H1.0/14D R BD	9004330000	J.6
H1.0/14D R BD GSP	9004330000	J.8
H1.0/14D R BD GSP	9005880000	J.7
H1.0/14D R SP	1476320000	J.6
H1.0/14D R SV	9019420000	J.6
H1.0/14D R SV	9019420000	J.8
H1.0/14S GE	9025970000	J.14
H1.0/14S GE SV	9025710000	J.14
H1.0/14S R	9018560000	J.14
H1.0/15 ZH GE	9037260000	J.10
H1.0/15 ZH GE SV	9018530000	J.10
H1.0/15D ZH R	9037440000	J.11
H1.0/15D ZH R SV	9037440000	J.12
H1.0/15D ZH R SV	9018540000	J.11
H1.0/15D ZH R SV	9018540000	J.12
H1.0/15S ZH GE	9018690000	J.10
H1.0/15S ZH GE SV	9018650000	J.10
H1.0/16 DS R	2092480000	J.14
H1.0/16 GE	9025950000	J.4
H1.0/16 GE BD GSP	1476040000	J.5
H1.0/16 GE SV	9028320000	J.5
H1.0/16D R	9019100000	J.6
H1.0/16D R SV	9019100000	J.8
H1.0/16D R BD GSP	1476090000	J.7
H1.0/16D R BD GSP	1476090000	J.9
H1.0/18 GE	9025930000	J.4
H1.0/18 GE SV	9028340000	J.5

Type	Order No.	Page
H1.0/18D R	9019110000	J.6
H1.0/18D R SV	9019110000	J.8
H1.0/19 ZH GE	9037270000	J.10
H1.0/19 ZH GE SV	9004910000	J.10
H1.0/19D ZH R	9037450000	J.11
H1.0/19D ZH R SV	9037450000	J.12
H1.0/19D ZH R SV	9004760000	J.11
H1.0/19D ZH R SV	9004760000	J.12
H1.0/22DS R ZH	9036330000	J.11
H1.0/25 ZH GE	9037280000	J.10
H1.0/25D ZH R	9037460000	J.11
H1.0/25D ZH R SV	9037460000	J.12
H1.0/6	0372600000	J.15
H1.5/10	0186500000	J.15
H1.5/12	9004600000	J.15
H1.5/12S R	9025690000	J.14
H1.5/14 R	0463100000	J.4
H1.5/14 R BD	9004340000	J.5
H1.5/14 R BD GSP	9005840000	J.5
H1.5/14 R SP	1476270000	J.4
H1.5/14 R SV	9026090000	J.5
H1.5/14D W	9019120000	J.6
H1.5/14D W SV	9019120000	J.8
H1.5/14D SW BD	9004350000	J.6
H1.5/14D SW BD	9004350000	J.8
H1.5/14D SW BD GSP	9005890000	J.7
H1.5/14D SW BD GSP	9005890000	J.9
H1.5/14D SW SP	1476330000	J.6
H1.5/14D SW SV	9019430000	J.6
H1.5/14D SW SV	9019430000	J.8
H1.5/14DS SW SV	9028360000	J.14
H1.5/14S R	9025980000	J.14
H1.5/14S R SV	9025720000	J.14
H1.5/14S W	9025420000	J.14
H1.5/16 DS SW	2092490000	J.14
H1.5/16 R	0635100000	J.4
H1.5/16 R BD GSP	1476050000	J.5
H1.5/16 R SV	9028350000	J.5
H1.5/16 ZH R	9037290000	J.10
H1.5/16 ZH R SV	9004410000	J.10
H1.5/16D W	9019130000	J.6
H1.5/16D W SV	9019130000	J.8
H1.5/16D SW BD GSP	1476100000	J.7
H1.5/16D SW BD GSP	1476100000	J.9
H1.5/16D ZH SW	9037470000	J.11
H1.5/16D ZH SW SV	9037470000	J.12
H1.5/16D ZH SW SV	9004420000	J.11
H1.5/16D ZH SW SV	9004420000	J.12
H1.5/17,5X SW SV	9006590000	J.13
H1.5/18	9004070000	J.15
H1.5/18D W	9019140000	J.6
H1.5/18D W SV	9019140000	J.8
H1.5/19,5X SW SV	9006630000	J.13
H1.5/20 ZH R	9037300000	J.10
H1.5/20 ZH R SV	9004920000	J.10
H1.5/20D SW ZH SV	9004750000	J.11
H1.5/20D SW ZH SV	9004750000	J.12
H1.5/20D ZH SW	9037480000	J.11
H1.5/20D ZH SW SV	9037480000	J.12
H1.5/24 R	0565600000	J.4
H1.5/24 XS SW	9020280000	J.13
H1.5/24D SW	9019150000	J.6
H1.5/24D SW SV	9019150000	J.8
H1.5/26 ZH R	9037310000	J.10
H1.5/26D ZH SW	9037490000	J.11
H1.5/26D ZH SW SV	9037490000	J.12
H1.5/7	0372700000	J.15
H1.0/14DS R GSP	2528610000	J.14
H1.0/14S GE GSP	2528570000	J.14
H1.0/16DS R BD GSP	2604680000	J.14
H1.0/16S GE BD GSP	2604680000	J.14
H1.5/14DS SW GSP	2528620000	J.14
H1.5/14S R GSP	2528580000	J.14
H1.5/16DS SW BD GSP	2604710000	J.14
H1.5/16S R BD GSP	2604700000	J.14
H1.0/12	0282900000	J.15
H1.0/15	0124800000	J.15
H1.0/18	0379300000	J.15
H1.0/22 EB	0534200000	J.4
H1.0/22D R	9019240000	J.6
H1.0/22T BR	9021150000	J.8
H1.0/24 ZH EB	9037340000	J.10
H1.0/24 ZH EB SV	9004940000	J.10
H1.0/24,0X R SV	9006830000	J.13
H1.0/24D ZH R	9037570000	J.11
H1.0/24DS ZH R	9018880000	J.11
H1.0/24T ZH BR	9037710000	J.12
H1.0/26D R ZH SV	9004710000	J.11
H1.0/26T ZH BR SV	9005170000	J.12
H1.0/28 EB	0565800000	J.4
H1.0/28D R	9019250000	J.6
H1.0/28S SW	1462590000	J.14
H1.0/28T BR	9021160000	J.8
H1.0/30 ZH EB	9037350000	J.10
H1.0/30D ZH R	9037580000	J.11
H1.0/30T ZH BR	9037720000	J.12
H1.0/24S ZH EB	9018860000	J.10
H1.0/30DS ZH R	9018890000	J.11
H1.0/30S ZH EB	9018870000	J.10

Type	Order No.	Page
H12.0/32	9036240000	J.15
H12.0/50 BL	9028220000	J.4
H15.0/32	9036250000	J.15
H15.0/54 GE	9028230000	J.4
H16.0/12	0492500000	J.15
H16.0/15	0124300000	J.15
H16.0/18	0375200000	J.15
H16.0/22 GN	0565900000	J.4
H16.0/22D BL	9019260000	J.6
H16.0/22T W	9021170000	J.8
H16.0/25	9004150000	J.15
H16.0/25,5X BL SV	9006870000	J.13
H16.0/28 GN	0566000000	J.4
H16.0/28D BL	9019270000	J.6
H16.0/28T W	9021180000	J.8
H16.0/29 ZH GN	9037360000	J.10
H16.0/29D ZH BL	9037590000	J.11
H16.0/29T ZH W	9037730000	J.12
H16.0/32	9004160000	J.15
H16.0/38 ZH GN	9037370000	J.10
H16.0/38D ZH BL	9037600000	J.11
H16.0/38T ZH W	9037740000	J.12
H2.5/10	9004800000	J.15
H2.5/12	0186100000	J.15
H2.5/12DS BL	9028490000	J.14
H2.5/12TS GR	9036200000	J.14
H2.5/14D BL BD	9004360000	J.6
H2.5/14D BL BD	9004360000	J.5
H2.5/14D BL BD GSP	9005850000	J.7
H2.5/14D BL BD GSP	9005850000	J.5
H2.5/14S BL	1333100000	J.14
H2.5/14S BL SV	9046230000	J.14
H2.5/14T GR BD	9004370000	J.8
H2.5/14T GR BD GSP	9005910000	J.9
H2.5/14TS GR	9426770000	J.14
H2.5/15 BL SV	9026100000	J.5
H2.5/15 BL SV	9026100000	J.6
H2.5/15D BL	9019160000	J.4
H2.5/15D BL	9019160000	J.6
H2.5/15D BL SP	1476280000	J.4
H2.5/15T GR	9021070000	J.8
H2.5/15T GR SV	9021240000	J.8
H2.5/16D BL BD GSP	1476060000	J.5
H2.5/16D BL BD GSP	1476060000	J.7
H2.5/16DS BL	9036220000	J.14
H2.5/16T GR BD GSP	1476120000	J.9
H2.5/16T GR BD GSP	9006670000	J.13
H2.5/18	9004900000	J.15
H2.5/19D BL	9019170000	J.4
H2.5/19D ZH BL	9037500000	J.10
H2.5/19D ZH BL SV	9037500000	J.11
H2.5/19D ZH BL SV	9004430000	J.10
H2.5/19D ZH BL SV	9004430000	J.11
H2.5/19T GR	9021080000	J.8
H2.5/19T ZH GR	9037640000	J.12
H2.5/19T ZH GR SV	9018580000	J.12
H2.5/21 ZH GR SV	9005150000	J.12
H2.5/21,5X BL SV	9006710000	J.13
H2.5/21D ZH BL	9037510000	J.10
H2.5/21D ZH BL SV	9037510000	J.11
H2.5/21D ZH BL SV	9004740000	J.11
H2.5/21T ZH GR	9037650000	J.12
H2.5/24 XS BL	9020288000	J.13
H2.5/25D BL	9019180000	J.4
H2.5/25D BL SV	9019180000	J.6
H2.5/25T GR	9021090000	J.8
H2.5/27D ZH BL	9037520000	J.10
H2.5/27D ZH BL SV	9037520000	J.11
H2.5/27T ZH GR	9037660000	J.12
H2.5/7	0373000000	J.15
H25.0/15	0124400000	J.15
H25.0/18	0375300000	J.15
H25.0/25	9004170000	J.15
H25.0/30 BR	0317000000	J.4
H25.0/30D 16 GE	9019280000	J.6
H25.0/30T SW	9021190000	J.8
H25.0/32	9004180000	J.15
H25.0/36 BR	0317100000	J.4
H25.0/36D GE	9019300000	J.6
H25.0/36T SW	9021200000	J.8
H35.0/18	0368900000	J.15
H35.0/25	9004190000	J.15
H35.0/30 BE	0317200000	J.4
H35.0/30 DS RT	1418020000	J.14
H35.0/30 S BE	1418030000	J.14
H35.0/30D 16 R	9019310000	J.6
H35.0/30S	9451000000	J.15
H35.0/32	9004200000	J.15
H35.0/32 DS RT	1418330000	J.14
H35.0/32 S BE	1418340000	J.14
H35.0/32D R	9019320000	J.6
H35.0/39 BE	0317300000	J.4
H35.0/39D R	9019330000	J.6
H4.0		

Type	Order No.	Page	Type	Order No.	Page	Type	Order No.	Page	Type	Order No.	Page
HTN 21	9014610000	D.5	KP-M10/25	1497990000	K.17	KQH-M8/16	1492500000	J.23	KQN-M6/70	1493190000	K.24
HTN 21	9014610000	D.18	KP-M10/300	1498440000	K.18	KQH-M8/2,5	1492330000	J.23	KQN-M8/1	1493810000	K.23
HTN 21 M. AN	9014100000	D.5	KP-M10/35	1498040000	K.17	KQH-M8/6	1492400000	J.23	KQN-M8/10	1494400000	K.24
HTN 21 M. AN	9014100000	D.18	KP-M10/50	1498080000	K.17	KQIG-M10/6	1491320000	J.24	KQN-M8/120	1493320000	K.24
HTN 21 M. AN ZERT	9017170000	D.18	KP-M10/70	1498140000	K.17	KQIG-M3,5/1	1492530000	J.24	KQN-M8/16	1494090000	K.24
HTN 21 ZERT	9017380000	D.18	KP-M10/95	1498190000	K.17	KQIG-M3,5/2,5	1492610000	J.24	KQN-M8/2,5	1493910000	K.23
HTX 138	9012400000	D.5	KP-M12/120	1498250000	K.18	KQIG-M3/1	1492520000	J.24	KQN-M8/25	1494140000	K.24
HTX 138	9012400000	D.25	KP-M12/150	1498320000	K.18	KQIG-M3/2,5	1492600000	J.24	KQN-M8/35	1494180000	K.24
HTX 188	9011990000	D.5	KP-M12/16	1497960000	K.17	KQIG-M4/1	1492550000	J.24	KQN-M8/50	1493150000	K.24
HTX 188	9011990000	D.25	KP-M12/185	1498360000	K.18	KQIG-M4/2,5	1492630000	J.24	KQN-M8/6	1493980000	K.23
HTX LWL	9011360000	D.5	KP-M12/240	1498410000	K.18	KQIG-M4/6	1491270000	J.24	KQN-M8/70	1493210000	K.24
HTX LWL	9011360000	D.21	KP-M12/25	1498000000	K.17	KQIG-M4/S/1	1492540000	J.24	KQN-M8/95	1493260000	K.24
HTX-HDC/POF	9010950000	D.44	KP-M12/300	1498450000	K.18	KQIG-M4/S/2,5	1492620000	J.24	KQNG-M3,5/1	1493550000	K.25
HTX-IE-POF	1208870000	D.23	KP-M12/50	1498090000	K.17	KQIG-M5/1	1492580000	J.24	KQNG-M3,5/2,5	1493610000	K.25
HÜELSE REMOVAL TOOL HD	1044100000	D.43	KP-M12/70	1498150000	K.17	KQIG-M5/10	1491330000*	J.24	KQNG-M3/1	1493540000	K.25
HÜELSE REMOVAL TOOL CM 3	1044080000	D.43	KP-M12/95	1498210000	K.17	KQIG-M5/2,5	1492640000	J.24	KQNG-M3/2,5	1493600000	K.25
HÜELSE REMOVAL TOOL CM 5	1044090000	D.43	KP-M12/35	1498050000	K.17	KQIG-M5/6	1491280000	J.24	KQNG-M4/1	1493570000	K.25
			KP-M14/120	1498490000	K.18	KQIG-M6/1	1492590000	J.24	KQNG-M4/2,5	1493630000	K.25
			KP-M14/150	1498580000	K.18	KQIG-M6/10	1491340000*	J.24	KQNG-M4/6	1493660000	K.25
			KP-M14/185	1498590000	K.18	KQIG-M6/16	1491350000*	J.24	KQNG-M4/S/1	1493560000	K.25
IE-CST	9204350000	C.14	KP-M14/240	1498530000	K.18	KQIG-M6/2,5	1491260000	J.24	KQNG-M4/S/2,5	1493620000	K.25
IE-CT	8808420000	G.15	KP-M14/300	1498550000	K.18	KQIG-M6/6	1491290000	J.24	KQNG-M5/1	1493580000	K.25
IE-CT-LC-GOF	9205330000	D.5	KP-M14/50	1498570000	K.17	KQIG-M8/16	1491360000*	J.24	KQNG-M5/10	1492680000	K.25
IE-CT-LC-GOF	9205330000	D.22	KP-M14/70	1498560000	K.17	KQIG-M8/6	1491310000	J.24	KQNG-M5/2,5	1493640000	K.25
IE-CT-SC-GOF	9205320000	D.5	KP-M14/95	1498520000	K.17	KQN-M10/1	1493710000	K.23	KQNG-M5/6	1492650000	K.25
IE-CT-SC-GOF	9205320000	D.22	KP-M16/120	1498270000	K.18	KQN-M10/10	1494050000	K.24	KQNG-M6/1	1493590000	K.25
IE-CT-SC-GOF-P	9205350000	D.5	KP-M16/150	1498330000	K.18	KQN-M10/120	1493330000	K.24	KQNG-M6/10	1492690000	K.25
IE-CT-SC-GOF-P	9205350000	D.22	KP-M16/185	1498370000	K.18	KQN-M10/150	1493370000	K.24	KQNG-M6/16	1492700000	K.25
IE-CT-SC-POF	9205340000	D.5	KP-M16/240	1498420000	K.18	KQN-M10/16	1494100000	K.24	KQNG-M6/2,5	1493650000	K.25
IE-CT-SC-POF	9205340000	D.22	KP-M16/25	1498010000	K.17	KQN-M10/185	1493420000	K.24	KQNG-M6/6	1492660000	K.25
IE-KO-HAT	1966810000	B.14	KP-M16/300	1498460000	K.18	KQN-M10/2,5	1493930000	K.23	KQNG-M8/16	1492710000	K.25
IE-KOK-V1	1966780000	B.15	KP-M16/35	1498060000	K.17	KQN-M10/240	1493460000	K.24	KQNG-M8/6	1492670000	K.25
IE-KOK-V4	1966790000	B.15	KP-M16/50	1498110000	K.17	KQN-M10/25	1494150000	K.24	KRN-M10/10	1496940000	K.9
IE-KOK-V5	9204790000	B.15	KP-M16/70	1498160000	K.17	KQN-M10/35	1494190000	K.24	KRN-M10/120	1495650000	K.10
IS 3 KG	1806650000	F.26	KP-M16/95	1498220000	K.17	KQN-M10/50	1493160000	K.24	KRN-M10/120 S	1494920000	K.11
IS 4 DIN 6911	0495100000	F.26	KP-M20/120	1498280000	K.18	KQN-M10/6	1493990000	K.23	KRN-M10/150	1495710000	K.10
IS 6 DIN 6911	0407900000	F.26	KP-M20/150	1498340000	K.18	KQN-M10/70	1493220000	K.24	KRN-M10/150 S	1494950000	K.11
			KP-M20/185	1498380000	K.18	KQN-M10/95	1493270000	K.24	KRN-M10/16	1497000000	K.9
			KP-M20/240	1498430000	K.18	KQN-M12/10	1494060000	K.24	KRN-M10/185	1495430000	K.10
			KP-M20/300	1498470000	K.18	KQN-M12/120	1493340000	K.24	KRN-M10/185 S	1494980000	K.11
			KP-M20/50	1498120000	K.17	KQN-M12/150	1493380000	K.24	KRN-M10/240	1495490000	K.10
KABELBINDERZANGE RT-1	1296000000	D.45	KP-M20/70	1498170000	K.17	KQN-M12/16	1494110000	K.24	KRN-M10/240 S	1494340000	K.11
KBZ 160	9046280000	E.3	KP-M20/95	1498230000	K.17	KQN-M12/185	1493430000	K.24	KRN-M10/25	1496510000	K.9
KBZ 180	9046290000	E.3	KP-M5/10	1497870000	K.17	KQN-M12/2,5	1493940000	K.23	KRN-M10/300	1495530000*	K.10
KBZ 200	9046300000	E.3	KP-M5/16	1497920000	K.17	KQN-M12/240	1493470000	K.24	KRN-M10/35	1496570000	K.10
KBZ1 200	9046430000	E.3	KP-M5/6	1497840000	K.17	KQN-M12/25	1494160000	K.24	KRN-M10/400	2578020000	K.10
KOBBS 19X55	9205040000	B.13	KP-M6/10	1497880000	K.17	KQN-M12/35	1493130000	K.24	KRN-M10/50	1496610000	K.10
KOBBS 19X55	9205040000	B.15	KP-M6/16	1497930000	K.17	KQN-M12/50	1493170000	K.24	KRN-M10/50 S	1494840000	K.11
KOBBS 19X75	9204780000	B.13	KP-M6/25	1497970000	K.17	KQN-M12/6	1494000000	K.23	KRN-M10/6	1497200000	K.9
KOBBS 19X75	9204780000	B.15	KP-M6/35	1498020000	K.17	KQN-M12/70	1493230000	K.24	KRN-M10/70	1496670000	K.10
KOBBS 9.5X50	9205030000	B.13	KP-M6/50	1498510000	K.17	KQN-M12/95	1493280000	K.24	KRN-M10/70 S	1494870000	K.11
KOBBS 9.5X50	9205030000	B.15	KP-M6/6	1497850000	K.17	KQN-M16/120	1493350000	K.24	KRN-M10/95	1495610000	K.10
KOF CARRYLITE 80	1309580000	H.32	KP-M8/10	1497890000	K.17	KQN-M16/150	1493390000	K.24	KRN-M10/95 S	1494900000	K.11
KOF SET ESD	9205210000	E.10	KP-M8/120	1498480000	K.18	KQN-M16/185	1493440000	K.24	KRN-M10/300 S	1494380000*	K.11
KOFFER CARRY LITE 55	9202000000	H.32	KP-M8/150	1498290000	K.18	KQN-M16/240	1493480000	K.24	KRN-M12/10	1496950000	K.9
KOFFER PSC4-01	9028860000	H.32	KP-M8/16	1497940000	K.17	KQN-M16/25	1493490000	K.24	KRN-M12/120	1495670000	K.10
KOFFER PSC5-01 PP	9202010000	H.33	KP-M8/185	1498540000	K.18	KQN-M16/35	1493140000	K.24	KRN-M12/120 S	1494930000	K.11
KOFFER PSC80 PC	9202330000	H.32	KP-M8/25	1497980000	K.17	KQN-M16/50	1493180000	K.24	KRN-M12/150	1495720000	K.10
KOHS 19	9205010000	B.13	KP-M8/35	1498030000	K.17	KQN-M16/70	1493240000	K.24	KRN-M12/150 S	1494970000	K.11
KOHS 19	9205010000	B.14	KP-M8/50	1498070000	K.17	KQN-M16/95	1493290000	K.24	KRN-M12/16	1497010000	K.9
KOHS 9.5+19	9205000000	B.13	KP-M8/6	1497860000	K.17	KQN-M2/1	1493730000	K.23	KRN-M12/185	1495440000	K.10
KOHS 9.5+19	9205000000	B.14	KP-M8/70	1498130000	K.17	KQN-M2/0,5	1493670000	K.23	KRN-M12/185 S	1494990000	K.11
KOK 52 X 91	2008410000	B.15	KP-M8/95	1498180000	K.17	KQN-M2/10	1493720000	K.23	KRN-M12/240	1495500000	K.10
KOK 92 X 92	2008420000	B.15	KQH-M10/1	1492130000	J.23	KQN-M20/120	1493360000	K.24	KRN-M12/240 S	1494350000	K.11
KOK-112X36	9204870000	B.15	KQH-M10/10	1492470000	J.23	KQN-M20/150	1493410000	K.24	KRN-M12/25	1496520000	K.9
KOK-46X46	9204810000	B.15	KQH-M10/16	1492510000	J.23	KQN-M20/185	1493450000	K.24	KRN-M12/300	1495540000	K.10
KOK-52X36	9204820000	B.15	KQH-M10/2,5	1492340000	J.23	KQN-M20/35	1493520000	K.24	KRN-M12/300 S	1494390000*	K.11
KOK-65X36	9204830000	B.15	KQH-M10/6	1492410000	J.23	KQN-M20/50	1493530000	K.24	KRN-M12/35	1496580000	K.10
KOK-68X68	9204840000	B.15	KQH-M12/2,5	1492350000	J.23	KQN-M20/70	1493250000	K.24	KRN-M12/400	2578030000	K.10
KOK-86X36	9204850000	B.15	KQH-M12/6	1492420000	J.23	KQN-M20/95	1493310000	K.24	KRN-M12/400	2578050000	K.10
KOK-91X36	9204860000	B.15	KQH-M2,5/1	1492150000	J.23	KQN-M3,5/1	1493750000	K.23	KRN-M12/50	1496620000	K.10
KOPD 10.0	9205020000	B.14	KQH-M2/0,5	1492090000*	J.23	KQN-M3,5/2,5	1493830000	K.23	KRN-M12/6	1497210000	K.9
KOS PG 13/M20	9204950000	B.13	KQH-M2/1	1492140000	J.23	KQN-M3/0,5	1493680000	K.23	KRN-M12/70	1495570000	K.10
KOS PG 13/M20	9204950000	B.15	KQH-M3,5/1	1492180000	J.23	KQN-M3/1	1493740000	K.23	KRN-M12/70 S	1494880000	K.11
KOS-M16	9204880000	B.13	KQH-M3,5/2,5	1492270000	J.23	KQN-M3/2,5	1493820000	K.23	KRN-M12/95	1495620000	K.10
KOS-M16	9204880000	B.15	KQH-M3/0,5	149210000*	J.23	KQN-M4/0,5	1493690000	K.23	KRN-M12/95 S	1494910000	K.11
KOS-M25	9204900000	B.13	KQH-M3/1	1492170000	J.23	KQN-M4/1	1493770000	K.23	KRN-M14/120	1495800000	K.10
KOS-M25	9204900000	B.15	KQH-M3/2,5	1492250000	J.23	KQN-M4/10	1494010000	K.24	KRN-M14/150	1495810000	K.10
KOS-M32	9204910000	B.13	KQH-M4/0,5	149211000*	J.23	KQN-M4/2,5	1493850000	K.23	KRN-M14/185	1497250000	K.10
KOS-M32	9204910000	B.15	KQH-M4/1	1492200000	J.23	KQN-M4/6	1493950000	K.23	KRN-M14/240	1497270000	K.10
KOS-M40	9204920000	B.13	KQH-M4/2,5	1492290000	J.23	KQN-M4/S/1	1493760000	K.23	KRN-M14/25	1496530000	K.9
KOS-M40	1548410000	B.15	KQH-M4/6	1492370000	J.23	KQN-M4/S/2,5	1493840000	K.23	KRN-M14/300	1497280000	K.10
KOS-M50	1548410000	B.15	KQH-M4/S/1	1492190000	J.23	KQN-M5/0,5	1493700000	K.23	KRN-M14/50	1495750000	K.10
KOS-M63	1548400000	B.15	KQH-M4/S/2,5	1492280000	J.23	KQN-M5/1	1493790000	K.23	KRN-M14/70	1495770000	K.10
KOS-PG11	9204940000	B.13	KQH-M5/0,5	149212000*	J.23	KQN-M5/10	1494020000	K.24	KRN-M14/95	1495780000	K.10
KOS-PG11	9204940000	B.15	KQH-M5/1	1492220000	J.23	KQN-M5/16	1494070000	K			

Type	Order No.	Page	Type	Order No.	Page	Type	Order No.	Page	Type	Order No.	Page
KRN-M20/-185	1495470000	K.10	KWN-M10/-25 45	1496200000	K.14	KWN-M8/-16 45	1496880000	K.14	LIP 1.5R12 V	9200460000	J.20
KRN-M20/-240	1495520000	K.10	KWN-M10/-25 90	1495880000	K.12	KWN-M8/-16 90	1497100000	K.12	LIP 2.5R12 V	9200470000	J.20
KRN-M20/-300	1497240000	K.10	KWN-M10/-35 45	1496240000	K.14	KWN-M8/-25 90	1495290000*	K.12	LR 6R14 V	9200480000	J.20
KRN-M20/-50	1495840000	K.10	KWN-M10/-35 90	1495930000	K.12	KWN-M8/-25 45	1496190000	K.14	LR 1.5M3 V	9200700000	J.19
KRN-M20/-70	1495590000	K.10	KWN-M10/-50 45	1496290000	K.14	KWN-M8/-25 90	1495870000	K.12	LR 1.5M3,5 V	9200800000	J.19
KRN-M20/-95	1495640000	K.10	KWN-M10/-50 90	1495980000	K.13	KWN-M8/-35 45	1496230000	K.14	LR 1.5M4 V	9200900000	J.19
KRN-M3/-0,75	1495010000*	K.9	KWN-M10/-6 90	1496150000	K.12	KWN-M8/-35 90	1495920000	K.12	LR 1.5M5 V	9201000000	J.19
KRN-M3/-1,5	1495040000*	K.9	KWN-M10/-70 45	1496320000	K.14	KWN-M8/-4 90	1495330000*	K.12	LR 1.5M6 V	9201100000	J.19
KRN-M4/-0,75	1495020000*	K.9	KWN-M10/-70 90	1496030000	K.13	KWN-M8/-50 45	1496280000	K.14	LR 1.5M8 V	9201200000	J.19
KRN-M4/-1,5	1495050000*	K.9	KWN-M10/-95 45	1496350000	K.14	KWN-M8/-50 90	1495970000	K.13	LR 2.5M10 V	9200210000	J.19
KRN-M4/-10	1496990000	K.9	KWN-M10/-95 90	1496090000	K.13	KWN-M8/-6 90	1496140000	K.12	LR 2.5M3 V	9201500000	J.19
KRN-M4/-2,5	1495090000*	K.9	KWN-M10/-150 90	1494500000	K.13	KWN-M8/-70 45	1496310000	K.14	LR 2.5M3,5 V	9201600000	J.19
KRN-M4/4	1495130000*	K.9	KWN-M12/-10 90	1497070000	K.12	KWN-M8/-70 90	1496020000	K.13	LR 2.5M4 V	9201700000	J.19
KRN-M4/6	1497150000	K.9	KWN-M12/-120 45	1496410000	K.14	KWN-M8/95 45	1496340000	K.14	LR 2.5M5 V	9201800000	J.19
KRN-M5/-0,75	1495030000*	K.9	KWN-M12/-120 90	1494470000	K.13	KWN-M8/95 90	1496080000	K.13	LR 2.5M6 V	9201900000	J.19
KRN-M5/-1,5	1495070000*	K.9	KWN-M12/-150 45	1496450000	K.14	KWPN-M10/-120 90	1497750000	K.19	LR 2.5M8 V	9200200000	J.19
KRN-M5/-10	1496910000	K.9	KWN-M12/-150 90	1494510000	K.13	KWPN-M10/-150 90	1497810000	K.19	LR 6M10 V	9200270000	J.19
KRN-M5/-16	1496970000	K.9	KWN-M12/-16 90	1497120000	K.12	KWPN-M10/-16 90	1497470000	K.19	LR 6M4 V	9200230000	J.19
KRN-M5/2,5	1495100000*	K.9	KWN-M12/-185 45	1495350000	K.14	KWPN-M10/-185 90	1496690000	K.19	LR 6M5 V	9200240000	J.19
KRN-M5/25	1495830000	K.9	KWN-M12/-185 90	1494550000	K.13	KWPN-M10/-25	1497520000	K.19	LR 6M6 V	9200250000	J.19
KRN-M5/4	1495140000*	K.9	KWN-M12/-240 45	1494500000	K.14	KWPN-M10/-35 90	1497570000	K.19	LR 6M8 V	9200260000	J.19
KRN-M5/6	1497170000	K.9	KWN-M12/-240 90	1494610000	K.13	KWPN-M10/50 90	1497610000	K.19	LS 1.5M3 V	9200290000	J.19
KRN-M6/-1,5	1495080000*	K.9	KWN-M12/25 45	1496210000	K.14	KWPN-M10/70 90	1497650000	K.19	LS 1.5M3,5 V	9200300000	J.19
KRN-M6/-10	1496920000	K.9	KWN-M12/25 90	1495890000	K.12	KWPN-M10/95 90	1497710000	K.19	LS 1.5M4 V	9200310000	J.19
KRN-M6/120 S	1494410000	K.11	KWN-M12/300 90	1497300000	K.13	KWPN-M12/120 90	1497760000	K.19	LS 1.5M5 V	9200320000	J.19
KRN-M6/150 S	1494440000	K.11	KWN-M12/35 45	1496250000	K.14	KWPN-M12/150 90	1497820000	K.19	LS 1.5M6 V	9200330000	J.19
KRN-M6/16	1496980000	K.9	KWN-M12/35 90	1495940000	K.12	KWPN-M12/16 90	1497480000	K.19	LS 2.5M3 V	9200350000	J.19
KRN-M6/2,5	1495110000*	K.9	KWN-M12/50 45	1496300000	K.14	KWPN-M12/185 90	1496700000	K.19	LS 2.5M3,5 V	9200360000	J.19
KRN-M6/25	1496490000	K.9	KWN-M12/50 90	1495990000	K.13	KWPN-M12/240 90	1496730000	K.19	LS 2.5M4 V	9200370000	J.19
KRN-M6/35 S	1496540000	K.10	KWN-M12/6 90	1496710000	K.12	KWPN-M12/25 90	1497530000	K.19	LS 2.5M5 V	9200380000	J.19
KRN-M6/35 S	1494790000	K.11	KWN-M12/70 45	1496330000	K.14	KWPN-M12/300 90	1496770000	K.19	LS 2.5M6 V	9200390000	J.19
KRN-M6/4	1495150000*	K.9	KWN-M12/70 90	1496040000	K.13	KWPN-M12/35 90	1497580000	K.19	LS 6M10 V	9200450000	J.19
KRN-M6/50	1496590000	K.10	KWN-M12/95 45	1496370000	K.14	KWPN-M12/50 90	1497620000	K.19	LS 6M4 V	9200410000	J.19
KRN-M6/50 S	1494820000	K.11	KWN-M12/95 90	1496100000	K.13	KWPN-M12/70 90	1497660000	K.19	LS 6M5 V	9200420000	J.19
KRN-M6/6	1497180000	K.9	KWN-M14/25 90	1495900000	K.12	KWPN-M12/95 90	1497720000	K.19	LS 6M6 V	9200430000	J.19
KRN-M6/70	1496840000	K.10	KWN-M14/35 90	1494640000	K.12	KWPN-M16/150 90	1497830000	K.19	LS 6M8 V	9200440000	J.19
KRN-M6/70 S	1494850000	K.11	KWN-M14/70 90	1494680000	K.13	KWPN-M16/185 90	1496710000	K.19	LSP 4L	9200500000	6.9
KRN-M6/95	1495820000	K.10	KWN-M14/95 90	1494670000	K.13	KWPN-M16/240 90	1496740000	K.19			
KRN-M6/95 S	1494430000	K.11	KWN-M14/50 90	1494650000	K.13	KWPN-M16/300 90	1496780000	K.19			
KRN-M8/-10	1496930000	K.9	KWN-M16/120 45	1496420000	K.14	KWPN-M16/50 90	1497630000	K.19			
KRN-M8/-120	1495790000	K.10	KWN-M16/120 90	1494480000	K.13	KWPN-M16/70 90	1497680000	K.19			
KRN-M8/-120 S	1494420000	K.11	KWN-M16/150 45	1496470000	K.14	KWPN-M16/95 90	1497730000	K.19			
KRN-M8/-150	1495700000	K.10	KWN-M16/150 90	1494520000	K.13	KWPN-M16/120 90	1497770000	K.19			
KRN-M8/-150 S	1494940000	K.11	KWN-M16/185 45	1495370000	K.14	KWPN-M20/120 90	1497780000	K.19			
KRN-M8/-16	1496990000	K.9	KWN-M16/185 90	1494570000	K.13	KWPN-M20/185 90	1496720000	K.19			
KRN-M8/-185	1497290000*	K.10	KWN-M16/240 45	1495410000	K.14	KWPN-M20/240 90	1496750000	K.19			
KRN-M8/-2,5	1495120000*	K.9	KWN-M16/240 90	1494620000	K.13	KWPN-M20/300 90	1496790000	K.19			
KRN-M8/-240	1495480000*	K.10	KWN-M16/300 90	1497310000	K.13	KWPN-M20/150 90	1496680000	K.19			
KRN-M8/25	1496500000	K.9	KWN-M16/35 90	1494680000	K.12	KWPN-M20/150 90	1496680000	K.19			
KRN-M8/35	1496550000	K.10	KWN-M16/50 90	1496000000	K.13	KWPN-M6/16 90	1497440000	K.19			
KRN-M8/35 S	1494810000*	K.11	KWN-M16/70 90	1496050000	K.13	KWPN-M6/25 90	1497490000	K.19			
KRN-M8/4	1495170000*	K.9	KWN-M16/95 45	1496380000*	K.14	KWPN-M6/35 90	1497540000	K.19			
KRN-M8/50	1496800000	K.10	KWN-M16/95 90	1496110000	K.13	KWPN-M8/10 90	1497430000	K.19			
KRN-M8/50 S	1494830000	K.11	KWN-M20/150 45	1496480000*	K.14	KWPN-M8/150 90	1497790000	K.19			
KRN-M8/6	1497190000	K.9	KWN-M20/150 90	1494530000	K.13	KWPN-M8/16 90	1497450000	K.19			
KRN-M8/70	1496650000	K.10	KWN-M20/185 45	1495380000	K.14	KWPN-M8/185 90	1496800000	K.19			
KRN-M8/70 S	1494860000	K.11	KWN-M20/185 90	1494580000	K.13	KWPN-M8/25 90	1497510000	K.19			
KRN-M8/95	1495600000	K.10	KWN-M20/240 45	1495420000	K.14	KWPN-M8/35 90	1497550000	K.19			
KRN-M8/95 S	1494890000	K.11	KWN-M20/240 90	1494630000	K.13	KWPN-M8/50 90	1497590000	K.19			
KSE 160	9046410000	E.4	KWN-M20/300 90	1497320000	K.13	KWPN-M8/70 90	1497640000	K.19			
KSE 200	9046420000	E.4	KWN-M20/50 90	1494710000	K.13	KWPN-M8/95 90	1497690000	K.19			
KSI/-10	1491430000*	J.25	KWN-M20/70 90	1496070000	K.13						
KSI/-16	1491440000*	J.25	KWN-M3/-0,75 90	1495180000*	K.12						
KSI/0,-1,0	1491370000*	J.25	KWN-M3/-1,5 90	1495210000*	K.12						
KSI/0,5,-1,0	1491380000	J.25	KWN-M4/-0,75 90	1495190000*	K.12						
KSI/1,5,-2,5	1491390000	J.25	KWN-M4/-1,5 90	1495220000*	K.12						
KSI/1,5,-2,5	1491410000	J.25	KWN-M4/2,5 90	1495250000*	K.12						
KSI/4,0,-6,0	1491420000	J.25	KWN-M4/4 90	1495300000*	K.12						
KSN/-10	1492780000	K.26	KWN-M4/6 90	1497220000	K.12						
KSN/-16	1492790000	K.26	KWN-M5/-0,75 90	1495200000*	K.12						
KSN/-2,5	1492750000*	K.26	KWN-M5/-1,5 90	1495230000*	K.12						
KSN/25	1492800000*	K.26	KWN-M5/-10 45	1496810000	K.14						
KSN/35	1492810000*	K.26	KWN-M5/-10 90	1497020000	K.12						
KSN/50	1492820000*	K.26	KWN-M5/16 45	1496850000	K.14						
KSN/6,0	1492770000	K.26	KWN-M5/16 90	1497080000	K.12						
KSN/70	1492830000*	K.26	KWN-M5/2,5 90	1495270000*	K.12						
KSN/95	1492840000*	K.26	KWN-M5/4 90	1495310000*	K.12						
KSN/0,-1,0,5	1492720000	K.26	KWN-M5/6 90	1496120000	K.12						
KSN/0,5,-1,0	1492730000	K.26	KWN-M6/-1,5 90	1495240000*	K.12						
KSN/1,5,-2,5	1492740000	K.26	KWN-M6/-10 45	1496820000	K.14						
KT 12	9002860000	B.4	KWN-M6/-10 90	1497030000	K.12						
KT 14	1157820000	B.5	KWN-M6/-16 45	1496870000	K.14						
KT 22	1157830000	B.5	KWN-M6/-2,5 90	1495280000*	K.12						
KT 45 R	9202040000	B.7	KWN-M6/25 45	1496180000	K.14						
KT 55	9202050000	B.7	KWN-M6/25 90	1495850000	K.12						
KT 8	9002650000	B.4	KWN-M6/35 45	1496220000	K.14						
KT 80	9002080000	B.8	KWN-M6/35 90	1495910000	K.12						
KT Z0V	9002170000	B.10	KWN-M6/4 90	1496320000*	K.12						
KTF 36	9002190000	B.6	KWN-M6/50 45	1496270000*	K.14						
KWN-M10/10 45	1496840000*	K.14	KWN-M6/50 90	1495950000	K.13						
KWN-M10/10 90	1497050000	K.12	KWN-M6/6 90	1496130000	K.12						
KWN-M10/120 45	1496400000	K.14	KWN-M6/70 90	1496010000	K.13						
KWN-M10/120 90	1494450000	K.13	KWN-M6/16 90	1497090000	K.12						
KWN-M10/150 45	1496440000	K.14	KWN-M8/10 45	1496830000	K.14						
KWN-M10/150 90	1496890000	K.14	KWN-M8/10 90	1497040000	K.12						
KWN-M10/16 90	1497110000	K.12	KWN-M8/120 45	1496390000	K.14						
KWN-M10/185 45	1495										



Type	Order No.	Page
P BAG XL SET 11	2602210000	H.17
P BAG XL SET 12	2602220000	H.17
P BAG XL SET 13	2602230000	H.18
P BAG XL SET 14	2602240000	H.18
P BAG XL SET 2	2602120000	H.12
P BAG XL SET 3	2602130000	H.13
P BAG XL SET 4	2602140000	H.13
P BAG XL SET 5	2602150000	H.14
P BAG XL SET 6	2602160000	H.14
P BAG XL SET 7	2602170000	H.15
P BAG XL SET 8	2602180000	H.15
P BAG XL SET 9	2602190000	H.16
PB LWL/PDF	9020400000	D.44
POWERCRIMPER 6.0	2634310000	L.11
POWERSTRIPPER 16.0	9028480000	L.8
POWERSTRIPPER 6.0	9028510000	L.8
Powerstripper AM 12	1534740000	L.10
PRO CASE CAB	2602250000	H.11
PRO CASE 16	2602270000	H.8
PRO CASE ELEC	2602280000	H.10
Pro Case Insta	9203160000	H.7
Pro Case leer	9202470000	H.6
Pro Case leer	9202470000	H.7
Pro Case leer	9202470000	H.8
Pro Case leer	9202470000	H.9
Pro Case leer	9202470000	H.10
Pro Case leer	9202470000	H.11
Pro Case Premium	9202460000	H.6
PRO CASE UL	2602260000	H.9
PRSPSU	1332420000	G.6
PRSPSU	1332420000	G.7
PS LWL/PDF	9020390000	D.44
PS_ZDV	1121740000	G.14
PS_ZDV_SET	1116710000	G.14
PUNCH DOWN TOOL PDT	9013970000	D.42
PZ 1.5	9005990000	D.4
PZ 1.5	9005990000	D.7
PZ 1.5	9005990000	J.3
PZ 1.5 ZERT	9017310000	D.7
PZ 10 HEX	1445070000	D.4
PZ 10 HEX	1445070000	D.10
PZ 10 HEX	1445070000	J.3
PZ 10 SDR	1445080000	D.4
PZ 10 SDR	1445080000	D.10
PZ 10 SDR	1445080000	J.3
PZ 16	9012600000	D.4
PZ 16	9012600000	D.11
PZ 16	9012600000	J.3
PZ 16 ZERT	9017340000	D.11
PZ 3	0567300000	D.4
PZ 3	0567300000	D.7
PZ 3	0567300000	J.3
PZ 3 ZERT	9017360000	D.7
PZ 4	9012500000	D.4
PZ 4	9012500000	D.8
PZ 4	9012500000	J.3
PZ 4 ZERT	9017300000	D.8
PZ 50	9006450000	D.4
PZ 50	9006450000	D.12
PZ 50	9006450000	J.3
PZ 50 ZERT	9017400000	D.12
PZ 6 Roto	9014350000	D.4
PZ 6 Roto	9014350000	D.9
PZ 6 Roto	9014350000	J.3
PZ 6 ROTO L	1444050000	D.9
PZ 6 ROTO L	1444050000	J.3
PZ 6 ROTO ZERT	9017440000	D.9
PZ 6/5	9011460000	D.4
PZ 6/5	9011460000	D.8
PZ 6/5	9011460000	J.3
PZ 6/5 ZERT	9017900000	D.8
PZ PK 10/120	1500480000	D.33
PZ PK 6/70	1500470000	D.32
PZ RK 10/120	1500450000	D.33
PZ RK 6/70	1500440000	D.32
PZ ZH 16	9013600000	D.4
PZ ZH 16	9013600000	D.11
PZ ZH 16	9013600000	J.3
PZ ZH 16 ZERT	9013610000	D.11

## R

Removal Tool AFK	1866760000	D.43
Removal Tool CM 20	1866740000	D.43
Removal Tool CM 3	1866710000	D.43
Removal Tool CM 5	1866720000	D.43
REMOVAL TOOL HD	1866730000	D.43
Removal Tool HE	1866750000	D.43
RZ 160	9046360000	E.6

## S

SCHA CST	9032060000	C.14
SCHRAUBENDREHER CST	9005720000	C.15
SCISSOR 1 K	9918690000	C.16
SCISSOR 2 K	9918230000	B.17
SCISSORS KEVLAR	1208910000	B.17
Screwty M12 KO o. SD	1900100000	F.15
Screwty M12F KO o. SD	1900120000	F.15

Type	Order No.	Page
Screwty M23	1981560000	F.15
Screwty M8 KO o. SD	1900110000	F.15
Screwty M8F KO o. SD	1900130000	F.15
Screwty Set	1910000000	F.15
Screwty Set-DM	1920000000	F.15
Screwty-M12	1900000000	F.15
Screwty-M12 F	1900020000	F.15
Screwty-M8	1900010000	F.15
Screwty-M8 F	1900030000	F.15
Screwty-M12 F-DM	1900021000	F.15
Screwty-M12-DM	1900001000	F.15
Screwty-M8 F-DM	1900031000	F.15
Screwty-M8-DM	1900011000	F.15
SD 0.6x3.5x60 pico	9918110000	F.23
SD Set S2.0-5.5	9205560000	F.24
SD SET S2.5-5.5/PH1/2	9009740000	F.24
SD TH10	9009180000	F.23
SD TH15	9009170000	F.23
SD TH20	9009160000	F.23
SD TO 0.6X3.0	1323880000	F.24
SDI Set S2.0-5.5	9205550000	F.22
SDI Set S2.5-5.5/PH1/2	9009730000	F.22
SDI Set S2.5-5.5/PZ1/2	1128540000	F.22
SDI SL S3.5-6.5/PH1/2	1274750000	F.19
SDI SL S3.5-6.5/PZ1/2	1445930000	F.19
SDI SL/PH 1	1318330000	F.21
SDI SL/PH 2	1318340000	F.21
SDIK PH0	9008560000	F.21
SDIK PH1	9008570000	F.21
SDIK PH1 SL	1274710000	F.19
SDIK PH2	9008580000	F.21
SDIK PH2 SL	1274720000	F.19
SDIK PH3	9008590000	F.21
SDIK PZ1	9008900000	F.21
SDIK PZ1 SL	1274730000	F.19
SDIK PZ2	9008890000	F.21
SDIK PZ2 SL	1274740000	F.19
SDIS 0.4X2.0X60	9205690000	F.21
SDIS 0.4X2.5X75	9008370000	F.21
SDIS 0.5X3.0X100	9008380000	F.21
SDIS 0.6X3.5X100	9008390000	F.21
SDIS 0.8X4.0X100	9008400000	F.21
SDIS 1.0X4.5X125	9008910000	F.21
SDIS 1.0X4.5X175	9205700000	F.21
SDIS 1.0X5.5X125	9008410000	F.21
SDIS 1.0X5.5X175	9205710000	F.21
SDIS 1.2X6.5X150	9008420000	F.21
SDIS 1.6X8.0X175	9008430000	F.21
SDIS SL 0.6X3.5X100	1274680000	F.19
SDIS SL 0.8X4.0X100	1274670000	F.19
SDIS SL 1.0X5.5X125	1274680000	F.19
SDIS SL 1.2X6.5X150	1274690000	F.19
SDIS SL PZ2	1552230000	F.19
SDIZ 0.6X3.5X100	9008450000	F.21
SDIZ 0.8X4.0X100	9008460000	F.21
SDK PH0	9008470000	F.23
SDK PH1	9008480000	F.23
SDK PH2	9008490000	F.23
SDK PH3	9008500000	F.23
SDK PZ1	9008530000	F.23
SDK PZ2	9008540000	F.23
SDK PZ3	9008550000	F.23
SDQ T15	1318390000	F.26
SDQ T20	1318400000	F.26
SDQ T40	1318410000	F.26
SDS 0.4X2.0X60	9037160000	F.23
SDS 0.4X2.5X75	9009030000	F.23
SDS 0.5X3.0X80	9008320000	F.23
SDS 0.6X3.5X100	9008330000	F.23
SDS 0.6X3.5X200	9010110000	F.23
SDS 0.8X4.0X100	9008340000	F.23
SDS 0.8X4.5X125	9009020000	F.23
SDS 1.0X6.5X150	9008350000	F.23
SDS 1.2X6.5X150	9009010000	F.23
SE HD 140	9046310000	E.4
SE HD 160	9046320000	E.4
SE HD 180	9046330000	E.4
SE TOP	9046340000	E.4
SEE ESD 120	9205130000	E.9
SEE ESD 125	9204750000	E.9
SK WSD-S 1,5-10,0	9008850000	F.25
SKAI TASCHE	2544760000	G.6
SKAI TASCHE	2544760000	G.7
SKAI TASCHE	2544760000	G.8
SKAI TASCHE	2544760000	G.14
SKS 2.0-8.0	9008860000	F.25
SKS 2.0-8.0 MR	9008870000	F.25
SLICER 1K	9918160000	B.16
SLICER 2K	9041600000	B.16
SLICER NO 16	9918070000	C.17
SLICER NO 27	9918080000	C.17
STRIPAX	9005000000	C.4
STRIPAX 16	9005610000	C.4
STRIPAX PLUS 2.5	9020000000	D.4
STRIPAX PLUS 2.5	9020000000	D.6
STRIPAX PLUS 2.5	9020000000	D.8
STRIPAX PLUS 2.5 ZERT	9011980000	J.3
STRIPAX ULTIMATE	1468880000	C.5
STRIPAX ULTIMATE XL	1512780000	C.5

Type	Order No.	Page
STRIPAX ZERT	9017330000	C.4
STRIPPER COAX	9918030000	C.18
STRIPPER PC	9918060000	C.18
Stripper round	9918040000	C.16
STRIPPER ROUND TOP	9918050000	C.16
SUPER CUT	9205150000	E.10
SVSE ESD 130	9205140000	E.9
SWIFTY	9006020000	F.17
SZE ESD 130	9204770000	E.9

Type	Order No.	Page
TC ADFBH	2683700000	H.4
TC BHLE	2683660000	H.4
TC INL BIG 1	2683720000	H.4
TC INL BIG 1 EMPTY	2683730000	H.4
TC INL THIRD 1	2683740000	H.4
TC INL THIRD 1 EMPTY	2683750000	H.4
TC INL THIRD 1 FIELD EMPTY	2683940000	H.4
TC INL THIRD 10	2683920000	H.4
TC INL THIRD 10 EMPTY	2683930000	H.4
TC INL THIRD 2	2683760000	H.4
TC INL THIRD 2 EMPTY	2683770000	H.4
TC INL THIRD 2 FIELDS EMPTY	2683950000	H.4
TC INL THIRD 3	2683780000	H.4
TC INL THIRD 3 EMPTY	2683790000	H.4
TC INL THIRD 3 FIELDS EMPTY	2683960000	H.4
TC INL THIRD 4	2683800000	H.4
TC INL THIRD 4 EMPTY	2683810000	H.4
TC INL THIRD 5	2683820000	H.4
TC INL THIRD 5 EMPTY	2683830000	H.4
TC INL THIRD 6	2683840000	H.4
TC INL THIRD 6 EMPTY	2683850000	H.4
TC INL THIRD 7	2683860000	H.4
TC INL THIRD 7 EMPTY	2683870000	H.4
TC INL THIRD 8	2683880000	H.4
TC INL THIRD 8 EMPTY	2683890000	H.4
TC INL THIRD 9	2683900000	H.4
TC INL THIRD 9 EMPTY	2683910000	H.4
TC LORW	2683650000	H.4
TC PRHA	2683680000	H.4
TC SDHA	2683690000	H.4
TC TFFHA	2683710000	H.4
TC ZUAL	2683670000	H.4
TEMPHASER	9427300000	G.11
TH-S 9-40	9008880000	F.25
TOOL CHEST	2683640000	H.4
TOOL SET IE-POF	1208930000	H.29
TOP CASE	1345330000	H.6
TOP CASE	1345330000	H.7
TOP CASE	1345330000	H.8
TOP CASE	1345330000	H.9
TOP CASE	1345330000	H.10
TOP CASE	1345330000	H.11
TOP CASE 16	2602310000	H.8
TOP CASE CAB	2602290000	H.11
TOP CASE ELEC	2602320000	H.10
TOP CASE INSTA	1345310000	H.7
TOP CASE PREMIUM	1345320000	H.6
TOP CASE UL	2602300000	H.9
TSO 35	1318510000	B.12
TSLO 5	9918700000	B.11
TSLO C	1270310000	B.11
TT 1064 RS	9008190000	D.5
TT 1064 RS	9008190000	D.29
TT 8 RS MP 8	9022080000	D.5
TT 8 RS MP 8	9022080000	D.28
TT 864 RS	9008120000	D.5
TT 864 RS	9008120000	D.29

Type	Order No.	Page
UBH 1/4 E6,3	9009520000	F.9

Type	Order No.	Page
VFSKH/0,1-0,5/285	1491620000	J.26
VFSKH/0,1-0,5/288	1491630000	J.26
VFSKH/0,5-1,0/288	1491650000	J.26
VFSKH/0,5-1,0/485	1491660000	J.26
VFSKH/0,5-1,0/488	1491670000	J.26
VFSKH/0,5-1,0/638	1491680000	J.26
VFSKH/05-1,0/285	1491640000	J.26
VFSKH/1,5-2,5/285	1491730000	J.26
VFSKH/1,5-2,5/288	1491740000	J.26
VFSKH/1,5-2,5/485	1491690000	J.26
VFSKH/1,5-2,5/488	1491710000	J.26
VFSKH/1,5-2,5/638	1491720000	J.26
VFSKH/4,0-6,0/638	1491750000	J.26
VFSKH/4,0-6,0/9512	1491760000	J.26
VFSKH/0,5-1,0/285	1491860000	J.26
VFSKH/0,5-1,0/288	1491870000	J.26
VFSKH/0,5-1,0/485	1491880000	J.26
VFSKH/0,5-1,0/488	1491890000	J.26
VFSKH/0,5-1,0/638	1491910000	J.26
VFSKH/1,5-2,5/485	1491920000	J.26
VFSKH/1,5-2,5/488	1491930000	J.26
VFSKH/1,5-2,5/638	1491940000	J.26
VFSKH/4,0-6,0/638	1491950000	J.26

Type	Order No.	Page
VKSW	1137530000	B.10
VPL/0,1-0,5	1491450000	J.25
VPL/0,5-1,0	1491460000	J.25
VPL/1,5-2,5	1491470000	J.25
VPL/4,0-6,0	1491480000	J.25
VPLN/10	1492890000	K.27
VPLN/120	1492960000	K.27
VPLN/150	1492970000	K.27
VPLN/16	1492900000	K.27
VPLN/25	1492910000	K.27
VPLN/35	1492920000	K.27
VPLN/50	1492930000	K.27
VPLN/70	1492940000	K.27

Type	Order No.	Page
WB IK SL PZ1	2433230000	F.12
WB IK SL PZ2	2433240000	F.12
WB SI SL 0,8x4,0	2433190000	F.12
WB SI SL 0,4x2,5	2433160000	F.12
WB SI SL 0,5x3,0	2433170000	F.12
WB SI SL 0,6x3,5	2433180000	F.12
WB SI SL 1,0x5,5	2433200000	F.12
WIRE PROCESSING CENTER	2634120000	L.16
WK 1/4 C6,3 E6,3	9202510000	F.11
WK I SLIM BIT	2489300000	F.12
WK K PH0	9918570000	F.11
WK K PH1	9918580000	F.11
WK K PH2	9918590000	F.11
WK K PZ0	9918600000	F.11
WK K PZ1	9918610000	F.11
WK K PZ2	9918620000	F.11
WK S 0,4x2,5	9918520000	F.11
WK S 0,5x3,0	9918530000	F.11
WK S 0,6x3,5	9918540000	F.11
WK S 0,8x4,0	9918550000	F.11
WK S 1,0x5,5	9918560000	F.11
WK-1/4(Screwty)	1862200000	F.15
WPC GFSN	2666400000	L.16
WPC KBZF A	2666380000	L.16
WPC KBZF B	2666390000	L.16
WPC WAGON	2634140000	L.16
WSM TOOL AUTOMATIK	1774470000	D.45
WSM TOOL MANUELL	1774480000	D.46

## Z

ZH-BOX 0,5-2,5QMM	9025390000	J.16
ZUB MULTI 1037	9205460000	G.13
ZUB MULTI 1037	9205460000	G.14
ZUB MULTIMETER	9205270000	G.11
ZUB MULTIMETER	9205270000	G.13
ZUB MULTIMETER	9205270000	G.14
ZUB SLICER N016-35	9201430000	C.17
ZUB TEMPHASER	9205260000	G.11
ZUB TEMPHASER	9205260000	G.12
ZUB TEMPHASER	9205260000	G.14



Order No.	Type	Page
-----------	------	------

## 0120000000

0124300000	H16,0/15	J.15
0124400000	H25,0/15	J.15
0124700000	H6,0/15	J.15
0124800000	H10,0/15	J.15

## 0180000000

0186100000	H2,5/12	J.15
0186500000	H1,5/10	J.15

## 0190000000

0191900000	H6,0/12	J.15
------------	---------	------

## 0240000000

0244100000	H4,0/12	J.15
------------	---------	------

## 0280000000

0282600000	H0,5/6	J.15
0282700000	H0,75/6	J.15
0282800000	H1,0/10	J.15
0282900000	H10,0/12	J.15

## 0310000000

0317000000	H25,0/30 BR	J.4
0317100000	H25,0/36 BR	J.4
0317200000	H35,0/30 BE	J.4
0317300000	H35,0/39 BE	J.4

## 0360000000

0368900000	H35,0/18	J.15
------------	----------	------

## 0370000000

0372600000	H1,0/6	J.15
0372700000	H1,5/7	J.15
0373000000	H2,5/7	J.15
0373100000	H4,0/9	J.15
0375200000	H16,0/18	J.15
0375300000	H25,0/18	J.15
0379300000	H10,0/18	J.15

## 0400000000

0407900000	IS 6 DIN 6911	F.26
0409500000	H0,5/12 OR	J.4
0409600000	H0,75/12 W	J.4
0409700000	H1,0/12 GE	J.4

## 0440000000

0444200000	H50/36 OLIV	J.4
------------	-------------	-----

## 0460000000

0462900000	H0,75/14 W	J.4
0463000000	H1,0/14 GE	J.4
0463100000	H1,5/14 R	J.4

## 0480000000

0485100000	IS 4 DIN 6911	F.26
------------	---------------	------

## 0490000000

0492500000	H16,0/12	J.15
------------	----------	------

## 0530000000

0533500000	H6,0/20 SW	J.4
0534200000	H10,0/22 EB	J.4

## 0540000000

0542500000	H0,75/10	J.15
------------	----------	------

## 0560000000

0565600000	H1,5/24 R	J.4
0565700000	H6,0/26 SW	J.4
0565800000	H10,0/28 EB	J.4
0565900000	H16,0/22 GN	J.4
0566000000	H16,0/28 GN	J.4
0567300000	PZ 3	D.4
0567300000	PZ 3	D.7
0567300000	PZ 3	J.3

## 0630000000

0635100000	H1,5/16 R	J.4
------------	-----------	-----

## 0690000000

Order No.	Type	Page
-----------	------	------

0690700000	H0,5/14 OR	J.4
------------	------------	-----

## 1040000000

1044080000	HÜLSE REMOVAL TOOL CM 3	D.43
1044090000	HÜLSE REMOVAL TOOL CM 5	D.43
1044100000	HUELSE REMOVAL TOOL HD	D.43

## 1070000000

1076980000	H0,5/18 OR	J.4
1076990000	H0,5/18D W	J.6
1076990000	H0,5/18D W	J.8
1077010000	CTF 63 ZERT	D.16

## 1110000000

1116710000	PS_ZOV_SET	G.14
1119030000	ERME 10° SPX 4	C.4
1119040000	ERME 16° SPX 4	C.4

## 1120000000

1121740000	PS_ZOV	G.14
1128540000	SDI Set S2.5-5.5/PZ1/2	F.22

## 1130000000

1137530000	VKSW	B.10
1139070000	H0,34/14 ZH TK	J.10

## 1150000000

1157820000	KT 14	B.5
1157830000	KT 22	B.5

## 1190000000

1190490000	multi-stripax PV	C.10
------------	------------------	------

## 1200000000

1204280000	AIE MULTI-STRIPAX PV	C.11
1208870000	HTX-IE-POF	D.23
1208880000	multi-stripax IE-POF	C.10
1208910000	SCISSORS KEVLAR	B.17
1208930000	TOOL SET IE-POF	H.29

## 1210000000

1212770000	AIE MULTI-STRIPAX POF	C.11
1216230000	HBT 6,0 - 4,6 GE	J.28

## 1220000000

1222870000	CTF PV WM4	D.24
------------	------------	------

## 1230000000

1233330000	HBT 2,5 - 4,6 BL	J.28
1233340000	HBT 1,5 - 4,6 RT	J.28

## 1250000000

1251270000	ERME VKSW	B.10
------------	-----------	------

## 1270000000

1270310000	TSLD C	B.11
1270320000	CTX CM 3.6 ZERT	D.20
1274660000	SDIS SL 0.6X3.5X100	F.19
1274670000	SDIS SL 0.8X4.0X100	F.19
1274680000	SDIS SL 1.0X5.5X125	F.19
1274690000	SDIS SL 1.2X6.5X150	F.19
1274710000	SDIK PH1 SL	F.19
1274720000	SDIK PH2 SL	F.19
1274730000	SDIK PZ1 SL	F.19
1274740000	SDIK PZ2 SL	F.19
1274750000	SDI SL S3.5-6.5/PH1/2	F.19

## 1290000000

1292870000	CTN 25 D5 ZERT	D.19
1292880000	CTI 6 G ZERT	D.17
1296000000	KABELBINDERZANGE RT-1	D.45

## 1300000000

1309580000	KOF CARRYLITE 80	H.32
------------	------------------	------

## 1310000000

1312440000	HBT 1,5 - 3,0 RT	J.28
1312450000	HBT 2,5 - 3,0 BL	J.28
1312470000	HBT 6,0 - 3,0 GE	J.28
1318330000	SDI SL/PH 1	F.21
1318340000	SDI SL/PH 2	F.21
1318350000	BIT E6.3 T15	F.8
1318370000	BIT E6.3 T20	F.8

Order No.	Type	Page
-----------	------	------

1318380000	BIT E6.3 T40	F.8
1318390000	SDT T15	F.26
1318400000	SDT T20	F.26
1318410000	SDT T40	F.26
1318510000	TSD 35	B.12

## 1320000000

1323880000	SD TO 0,6X3,0	F.24
------------	---------------	------

## 1330000000

1332420000	PRSPSU	G.6
1332420000	PRSPSU	G.7
1333100000	H2,5/14S BL	J.14

## 1340000000

1345310000	TOP CASE INSTA	H.7
1345320000	TOP CASE PREMIUM	H.6
1345330000	TOP CASE	H.6
1345330000	TOP CASE	H.7
1345330000	TOP CASE	H.8
1345330000	TOP CASE	H.9
1345330000	TOP CASE	H.10
1345330000	TOP CASE	H.11

## 1410000000

1418020000	H35,0/30 DS RT	J.14
1418030000	H35,0/30 S BE	J.14
1418330000	H35,0/32 DS RT	J.14
1418340000	H35,0/32 S BE	J.14

## 1440000000

1444050000	PZ 6 ROTOL	D.9
1444050000	PZ 6 ROTOL	J.3
1445070000	PZ 10 HEX	D.4
1445070000	PZ 10 HEX	D.10
1445070000	PZ 10 HEX	J.3
1445080000	PZ 10 SDR	D.4
1445080000	PZ 10 SDR	D.10
1445080000	PZ 10 SDR	J.3
1445930000	SDI SL S3.5-6.5/PZ1/2	F.19

## 1460000000

1462590000	H10,0/28S SW	J.14
1468880000	STRIPAX ULTIMATE	C.5

## 1470000000

1471390000	ERME SPX UL	C.5
1475640000	H0,34/5	J.15
1476010000	H0,5/16 OR BD GSP	J.5
1476030000	H0,75/16 W BD GSP	J.5
1476040000	H1,0/16 GE BD GSP	J.5
1476050000	H1,5/16 R BD GSP	J.5
1476060000	H2,5/16D BL BD GSP	J.5
1476060000	H2,5/16D BL BD GSP	J.7
1476070000	H0,5/16D W BD GSP	J.7
1476070000	H0,5/16D W BD GSP	J.9
1476080000	H0,75/16D R BD GSP	J.7
1476090000	H1,0/16D R BD GSP	J.7
1476090000	H1,0/16D R BD GSP	J.9
1476100000	H1,5/16D SW BD GSP	J.7
1476100000	H1,5/16D SW BD GSP	J.9
1476110000	H0,75/16T BL BD GSP	J.9
1476120000	H2,5/16T GR BD GSP	J.9
1476230000	H0,5/14 OR SP	J.4
1476240000	H0,75/14 W SP	J.4
1476250000	H1,0/14 GE SP	J.4
1476270000	H1,5/14 R SP	J.4
1476280000	H2,5/15D BL SP	J.4
1476290000	H4,0/18D GR SP	J.4
1476300000	H0,5/14D W SP	J.6
1476320000	H1,0/14D R SP	J.6
1476330000	H1,5/14D SW SP	J.6
1479110000*	AKKU DMS PRO	F.6
1479120000*	DMS PRO	F.6

## 1480000000

1480180000	CROSSKEY-QUADRO	F.28
1480190000	CROSSKEY-DUO	F.28

## 1490000000

1491260000	KQIG-M6/2,5	J.24
1491270000	KQIG-M4/6	J.24
1491280000	KQIG-M5/6	J.24
1491290000	KQIG-M6/6	J.24
1491310000	KQIG-M8/6	J.24
1491320000	KQIG-M10/6	J.24
1491330000*	KQIG-M5/10	J.24
1491340000*	KQIG-M6/10	J.24
1491350000*	KQIG-M6/16	J.24
1491360000*	KQIG-M8/16	J.24

Order No.	Type	Page
-----------	------	------

1491370000*	KSI/0,1-0,5	J.25
1491380000	KSI/0,5-1,0	J.25
1491390000	KSI/1,5-2,5	J.25
1491410000		

Order No.	Type	Page	Order No.	Type	Page	Order No.	Type	Page	Order No.	Type	Page
1492600000	KQIG-M3/2,5	J.24	1493660000	KQNG-M4/6	K.25	1494880000	KRN-M12-/70 S	K.11	1495990000	KWN-M12-/50 90	K.13
1492610000	KQIG-M3,5/2,5	J.24	1493670000	KQNM-M2/0,5	K.23	1494890000	KRN-M8-/95 S	K.11	1496000000	KWN-M16-/50 90	K.13
1492620000	KQIG-M4/S/2,5	J.24	1493680000	KQNM-M3/0,5	K.23	1494900000	KRN-M10-/95 S	K.11	1496010000	KWN-M8-/70 90	K.13
1492630000	KQIG-M4/2,5	J.24	1493690000	KQNM-M4/0,5	K.23	1494910000	KRN-M12-/95 S	K.11	1496020000	KWN-M8-/70 90	K.13
1492640000	KQIG-M5-/2,5	J.24	1493700000	KQNM-M5/0,5	K.23	1494920000	KRN-M10-/120 S	K.11	1496030000	KWN-M10-/70 90	K.13
1492650000	KQNG-M5/6	K.25	1493710000	KQNM-M10-/1	K.23	1494930000	KRN-M12-/120 S	K.11	1496040000	KWN-M12-/70 90	K.13
1492660000	KQNG-M6/6	K.25	1493720000	KQNM-M2-/1	K.23	1494940000	KRN-M8-/150 S	K.11	1496050000	KWN-M16-/70 90	K.13
1492670000	KQNG-M8/6	K.25	1493730000	KQNM-M2,5-/1	K.23	1494950000	KRN-M10-/150 S	K.11	1496070000	KWN-M20-/70 90	K.13
1492680000	KQNG-M5-/10	K.25	1493740000	KQNM-M3-/1	K.23	1494970000	KRN-M12-/150 S	K.11	1496080000	KWN-M8-/95 90	K.13
1492690000	KQNG-M6-/10	K.25	1493750000	KQNM-M3,5-/1	K.23	1494980000	KRN-M10-/185 S	K.11	1496090000	KWN-M10-/95 90	K.13
1492700000	KQNG-M6-/16	K.25	1493760000	KQNM-M4/S-/1	K.23	1494990000	KRN-M12-/185 S	K.11	1496100000	KWN-M12-/95 90	K.13
1492710000	KQNG-M8-/16	K.25	1493770000	KQNM-M4-/1	K.23	1495000000	KRN-M16-/185 S	K.11	1496110000	KWN-M16-/95 90	K.13
1492720000	KSN/0,1-0,5	K.26	1493780000	KQNM-M5/S-/1	K.23	1495010000*	KRN-M3/0,75	K.9	1496120000	KWN-M5/6 90	K.12
1492730000	KSN/0,5-1,0	K.26	1493790000	KQNM-M5-/1	K.23	1495020000*	KRN-M4/0,75	K.9	1496130000	KWN-M6/6 90	K.12
1492740000	KSN/1,5-2,5	K.26	1493800000	KQNM-M6-/1	K.23	1495030000*	KRN-M5/0,75	K.9	1496140000	KWN-M8/6 90	K.12
1492750000*	KSN-/2,5	K.26	1493810000	KQNM-M8-/1	K.23	1495040000*	KRN-M3/1,5	K.9	1496150000	KWN-M10/6 90	K.12
1492770000	KSN-/6,0	K.26	1493820000	KQNM-M3/2,5	K.23	1495050000*	KRN-M4/1,5	K.9	1496170000	KWN-M12/6 90	K.12
1492780000	KSN/10	K.26	1493830000	KQNM-M3,5/2,5	K.23	1495070000*	KRN-M5/1,5	K.9	1496180000	KWN-M6/25 45	K.14
1492790000	KSN/16	K.26	1493840000	KQNM-M4/S/2,5	K.23	1495080000*	KRN-M6/1,5	K.9	1496190000	KWN-M8/25 45	K.14
1492800000*	KSN/25	K.26	1493850000	KQNM-M4/2,5	K.23	1495090000*	KRN-M4/2,5	K.9	1496200000	KWN-M10/25 45	K.14
1492810000*	KSN/35	K.26	1493870000	KQNM-M5/2,5	K.23	1495100000*	KRN-M5/2,5	K.9	1496210000	KWN-M12/25 45	K.14
1492820000*	KSN/50	K.26	1493880000	KQNM-M5/2,5	K.23	1495110000*	KRN-M6/2,5	K.9	1496220000	KWN-M6/35 45	K.14
1492830000*	KSN/70	K.26	1493890000	KQNM-M6/2,5	K.23	1495120000*	KRN-M8/2,5	K.9	1496230000	KWN-M8/35 45	K.14
1492840000*	KSN/95	K.26	1493910000	KQNM-M8/2,5	K.23	1495130000*	KRN-M4/4	K.9	1496240000	KWN-M10/35 45	K.14
1492850000	VPLN/0,1-0,5	K.27	1493930000	KQNM-M10/2,5	K.23	1495140000*	KRN-M5/4	K.9	1496250000	KWN-M12/35 45	K.14
1492860000	VPLN/0,5-1,0	K.27	1493940000	KQNM-M12-/2,5	K.23	1495150000*	KRN-M6/4	K.9	1496270000*	KWN-M8/50 45	K.14
1492870000	VPLN/1,5-2,5	K.27	1493950000	KQNM-M4/6	K.23	1495170000*	KRN-M8/4	K.9	1496280000	KWN-M8/50 45	K.14
1492880000	VPLN/4-6,0	K.27	1493960000	KQNM-M5/6	K.23	1495180000*	KWN-M3/0,75 90	K.12	1496290000	KWN-M10/50 45	K.14
1492890000	VPLN/10	K.27	1493970000	KQNM-M6/6	K.23	1495190000*	KWN-M4/0,75 90	K.12	1496300000	KWN-M12/50 45	K.14
1492900000	VPLN-/16	K.27	1493980000	KQNM-M8/6	K.23	1495200000*	KWN-M5/0,75 90	K.12	1496310000	KWN-M16/70 45	K.14
1492910000	VPLN/25	K.27	1493990000	KQNM-M10/6	K.23	1495210000*	KWN-M3/1,5 90	K.12	1496320000	KWN-M10/70 45	K.14
1492920000	VPLN-/35	K.27	1494000000	KQNM-M12/6	K.23	1495220000*	KWN-M4/1,5 90	K.12	1496330000	KWN-M12/70 45	K.14
1492930000	VPLN-/50	K.27	1494010000	KQNM-M4/10	K.24	1495230000*	KWN-M5/1,5 90	K.12	1496340000	KWN-M8/95 45	K.14
1492940000	VPLN-/70	K.27	1494020000	KQNM-M5/10	K.24	1495240000*	KWN-M6/1,5 90	K.12	1496350000	KWN-M10/95 45	K.14
1492950000	VPLN-/95	K.27	1494030000	KQNM-M6/10	K.24	1495250000*	KWN-M4/2,5 90	K.12	1496370000	KWN-M12/95 45	K.14
1492960000	VPLN-/120	K.27	1494040000	KQNM-M8/10	K.24	1495270000*	KWN-M5/2,5 90	K.12	1496380000*	KWN-M16/95 45	K.14
1492970000	VPLN-/150	K.27	1494050000	KQNM-M10/10	K.24	1495280000*	KWN-M6/2,5 90	K.12	1496390000	KWN-M8/120 45	K.14
1492980000	VSTN/0,1-0,5	K.27	1494060000	KQNM-M12-/10	K.24	1495290000*	KWN-M8/2,5 90	K.12	1496400000	KWN-M10/120 45	K.14
1492990000	VSTN/0,5-1	K.27	1494070000	KQNM-M5/16	K.24	1495300000*	KWN-M4/4 90	K.12	1496410000	KWN-M12/120 45	K.14
1493010000	VSTN/1,5-2,5	K.27	1494080000	KQNM-M6/16	K.24	1495310000*	KWN-M5/4 90	K.12	1496420000	KWN-M16/120 45	K.14
1493020000	VSTN/4-6	K.27	1494090000	KQNM-M8/16	K.24	1495320000*	KWN-M6/4 90	K.12	1496430000*	KWN-M8/150 45	K.14
1493030000	VSTN/10	K.27	1494100000	KQNM-M10-/16	K.24	1495330000*	KWN-M8/4 90	K.12	1496440000	KWN-M10/150 45	K.14
1493040000	VSTN/16	K.27	1494110000	KQNM-M12-/16	K.24	1495340000	KWN-M10/185 45	K.14	1496450000	KWN-M12/150 45	K.14
1493050000	VSTN/25	K.27	1494120000	KQNM-M5/25	K.24	1495350000	KWN-M12/185 45	K.14	1496470000	KWN-M16/150 45	K.14
1493060000	VSTN/35	K.27	1494130000	KQNM-M6/25	K.24	1495370000	KWN-M16/185 45	K.14	1496480000*	KWN-M20/150 45	K.14
1493070000	VSTN/50	K.27	1494140000	KQNM-M8/25	K.24	1495380000	KWN-M20/185 45	K.14	1496490000	KRN-M6/25	K.9
1493080000	VSTN/70	K.27	1494150000	KQNM-M10/25	K.24	1495400000	KWN-M12/240 45	K.14	1496500000	KRN-M8/25	K.9
1493090000	VSTN/95	K.27	1494160000	KQNM-M12/25	K.24	1495410000	KWN-M16/240 45	K.14	1496510000	KRN-M10/25	K.9
1493110000	VSTN/120	K.27	1494170000	KQNM-M6/35	K.24	1495420000	KWN-M20/240 45	K.14	1496520000	KRN-M12/25	K.9
1493120000	VSTN/150	K.27	1494180000	KQNM-M8/35	K.24	1495430000	KRN-M10/185	K.10	1496530000	KRN-M14/25	K.9
1493130000	KQNM-M12/35	K.24	1494190000	KQNM-M10/35	K.24	1495440000	KRN-M12/185	K.10	1496540000	KRN-M6/35	K.10
1493140000	KQNM-M16/35	K.24	1494340000	KRN-M10/240 S	K.11	1495450000	KRN-M16/185	K.10	1496550000	KRN-M8/35	K.10
1493150000	KQNM-M8/50	K.24	1494350000	KRN-M12/240 S	K.11	1495470000	KRN-M20/185	K.10	1496570000	KRN-M10/35	K.10
1493160000	KQNM-M10/50	K.24	1494370000	KRN-M16/240 S	K.11	1495480000*	KRN-M8/240	K.10	1496580000	KRN-M12/35	K.10
1493170000	KQNM-M12/50	K.24	1494380000*	KRN-M10/300 S	K.11	1495490000	KRN-M10/240	K.10	1496590000	KRN-M6/50	K.10
1493180000	KQNM-M16/50	K.24	1494390000*	KRN-M12/300 S	K.11	1495500000	KRN-M12/240	K.10	1496600000	KRN-M8/50	K.10
1493190000	KQNM-M6/70	K.24	1494400000*	KRN-M16/300 S	K.11	1495510000	KRN-M16/240	K.10	1496610000	KRN-M10/50	K.10
1493210000	KQNM-M8/70	K.24	1494410000	KRN-M6/120 S	K.11	1495520000	KRN-M20/240	K.10	1496620000	KRN-M12/50	K.10
1493220000	KQNM-M10/70	K.24	1494420000	KRN-M8/120 S	K.11	1495530000*	KRN-M10/300	K.10	1496630000	KRN-M16/50	K.10
1493230000	KQNM-M12/70	K.24	1494430000	KRN-M6/95 S	K.11	1495540000	KRN-M12/300	K.10	1496640000	KRN-M6/70	K.10
1493240000	KQNM-M16/70	K.24	1494440000	KRN-M6/150 S	K.11	1495550000	KRN-M16/300	K.10	1496650000	KRN-M8/70	K.10
1493250000	KQNM-M20/70	K.24	1494450000	KWN-M10/120 90	K.13	1495570000	KRN-M12/70	K.10	1496670000	KRN-M10/70	K.10
1493260000	KQNM-M8/95	K.24	1494470000	KWN-M12/120 90	K.13	1495580000	KRN-M16/70	K.10	1496680000	KWPN-M20/150 90	K.19
1493270000	KQNM-M10/95	K.24	1494480000	KWN-M16/120 90	K.13	1495590000	KRN-M20/70	K.10	1496690000	KWPN-M10/185 90	K.19
1493280000	KQNM-M12/95	K.24	1494490000	KWN-M8/150 90	K.13	1495600000	KRN-M8/95	K.10	1496700000	KWPN-M12/185 90	K.19
1493290000	KQNM-M16/95	K.24	1494500000	KWN-M10/150 90	K.13	1495610000	KRN-M10/95	K.10	1496710000	KWPN-M16/185 90	K.19
1493310000	KQNM-M20/95	K.24	1494510000	KWN-M12/150 90	K.13	1495620000	KRN-M12/95	K.10	1496720000	KWPN-M20/185 90	K.19
1493320000	KQNM-M8/120	K.24	1494520000	KWN-M16/150 90	K.13	1495630000	KRN-M16/95	K.10	1496730000	KWPN-M12/240 90	K.19
1493330000	KQNM-M10/120	K.24	1494530000	KWN-M20/150 90	K.13	1495640000	KRN-M20/95	K.10	1496740000	KWPN-M16/240 90	K.19
1493340000	KQNM-M12/120	K.24	1494540000	KWN-M10/185 90	K.13	1495650000	KRN-M10/120	K.10	1496750000	KWPN-M20/240 90	K.19
1493350000	KQNM-M16/120	K.24	1494550000	KWN-M12/185 90	K.13	1495670000	KRN-M12/120	K.10	1496770000	KWPN-M12/300 90	K.19
1493360000	KQNM-M20/120	K.24	1494560000	KWN-M16/185 90	K.13	1495680000	KRN-M16/120	K.10	1496780000	KWPN-M16/300 90	K.19
1493370000	KQNM-M10/150	K.24	1494580000	KWN-M20/185 90	K.13	1495690000	KRN-M20/120	K.10	1496790000	KWPN-M20/300 90	K.19
1493380000	KQNM-M12/150	K.24	1494590000	KWN-M10/240 90	K.13	1495700000	KRN-M8/150	K.10	1496800000	KWPN-M8/185 90	K.19
1493390000	KQNM-M16/150	K.24	1494610000	KWN-M12/240 90	K.13	1495710000	KRN-M10/150	K.10	1496810000	KWN-M5/10 45	K.14
1493410000	KQNM-M20/150	K.24	1494620000	KWN-M16/240 90	K.13	1495720000	KRN-M12/150	K.10	1496820000	KWN-M6/10 45	K.14
1493420000	KQNM-M10/185	K.24	1494630000	KWN-M20/240 90	K.13	1495730000	KRN-M16/150	K.10	1496830000	KWN-M8/10 45	K.14
1493430000	KQNM-M12/185	K.24	1494640000	KWN-M14/35 90	K.12	1495740000	KRN-M20/150	K.10	1496840000*	KWN-M10/10 45	K.14
1493440000	KQNM-M16/185	K.24	1494650000	KWN-M14/50 90	K.13	1495750000	KRN-M14/50	K.10	1496850000	KWN-M5/16 45	K.14
1493450000	KQNM-M20/185	K.24	1494660000	KWN-M14/70 90	K.13	1495770000	KRN-M14/70	K.10	1496870000	KWN-M6/16 45	K.14
1493460000	KQNM-M10/240	K.24	1494670000	KWN-M14/95 90	K.13	1495780000	KRN-M14/95	K.10	1496880000	KWN-M8/16 45	K.14
1493470000	KQNM-M12/240	K.24	1494680000	K							

Order No.	Type	Page
1497090000	KWN-M6/16 90	K.12
1497100000	KWN-M8/16 90	K.12
1497110000	KWN-M10/16 90	K.12
1497120000	KWN-M12/16 90	K.12
1497130000	VSTN/10	K.15
1497140000	VSTN/16	K.15
1497150000	KRN-M4/6	K.9
1497170000	KRN-M5/6	K.9
1497180000	KRN-M6/6	K.9
1497190000	KRN-M8/6	K.9
1497200000	KRN-M10/6	K.9
1497210000	KRN-M12/6	K.9
1497220000	KWN-M4/6-90	K.12
1497240000	KRN-M20/300	K.10
1497250000	KRN-M14/185	K.10
1497270000	KRN-M14/240	K.10
1497280000	KRN-M14/300	K.10
1497290000*	KRN-M8/185	K.10
1497300000	KWN-M12/300 90	K.13
1497310000	KWN-M16/300 90	K.13
1497320000	KWN-M20/300 90	K.13
1497330000	VSTN-M0,5/0,75	K.15
1497340000	VSTN-M1/1,5	K.15
1497350000	VSTN/2,5	K.15
1497370000	VSTN/4	K.15
1497380000	VSTN/150	K.15
1497390000	VSTN/185	K.15
1497400000	VSTN/240	K.15
1497420000	KWPN-M6/10 90	K.19
1497430000	KWPN-M8/10 90	K.19
1497440000	KWPN-M6/16 90	K.19
1497450000	KWPN-M8/16 90	K.19
1497470000	KWPN-M10/16 90	K.19
1497480000	KWPN-M12/16 90	K.19
1497490000	KWPN-M6/25 90	K.19
1497510000	KWPN-M8/25 90	K.19
1497520000	KWPN-M10/25 90	K.19
1497530000	KWPN-M12/25 90	K.19
1497540000	KWPN-M6/35 90	K.19
1497550000	KWPN-M8/35 90	K.19
1497570000	KWPN-M10/35 90	K.19
1497580000	KWPN-M12/35 90	K.19
1497590000	KWPN-M8/50 90	K.19
1497610000	KWPN-M10/50 90	K.19
1497620000	KWPN-M12/50 90	K.19
1497630000	KWPN-M16/50 90	K.19
1497640000	KWPN-M8/70 90	K.19
1497650000	KWPN-M10/70 90	K.19
1497660000	KWPN-M12/70 90	K.19
1497680000	KWPN-M16/70 90	K.19
1497690000	KWPN-M8/95 90	K.19
1497710000	KWPN-M10/95 90	K.19
1497720000	KWPN-M12/95 90	K.19
1497730000	KWPN-M16/95 90	K.19
1497750000	KWPN-M10/120 90	K.19
1497760000	KWPN-M12/120 90	K.19
1497770000	KWPN-M16/120 90	K.19
1497780000	KWPN-M20/120 90	K.19
1497790000	KWPN-M8/150 90	K.19
1497810000	KWPN-M10/150 90	K.19
1497820000	KWPN-M12/150 90	K.19
1497830000	KWPN-M16/150 90	K.19
1497840000	KP-M5/6	K.17
1497850000	KP-M6/6	K.17
1497860000	KP-M8/6	K.17
1497870000	KP-M5/10	K.17
1497880000	KP-M6/10	K.17
1497890000	KP-M8/10	K.17
1497910000	KP-M10/10	K.17
1497920000	KP-M5/16	K.17
1497930000	KP-M6/16	K.17
1497940000	KP-M8/16	K.17
1497950000	KP-M10/16	K.17
1497960000	KP-M12/16	K.17
1497970000	KP-M6/25	K.17
1497980000	KP-M8/25	K.17
1497990000	KP-M10/25	K.17
1498000000	KP-M12/25	K.17
1498010000	KP-M16/25	K.17
1498020000	KP-M6/35	K.17
1498030000	KP-M8/35	K.17
1498040000	KP-M10/35	K.17
1498050000	KP-M12/35	K.17
1498060000	KP-M16/35	K.17
1498070000	KP-M8/50	K.17
1498080000	KP-M10/50	K.17
1498090000	KP-M12/50	K.17
1498110000	KP-M16/50	K.17
1498120000	KP-M20/50	K.17
1498130000	KP-M8/70	K.17
1498140000	KP-M10/70	K.17
1498150000	KP-M12/70	K.17
1498160000	KP-M16/70	K.17
1498170000	KP-M20/70	K.17
1498180000	KP-M8/95	K.17
1498190000	KP-M10/95	K.17
1498210000	KP-M12/95	K.17
1498220000	KP-M16/95	K.17
1498230000	KP-M20/95	K.17

Order No.	Type	Page
1498240000	KP-M10/120	K.18
1498250000	KP-M12/120	K.18
1498270000	KP-M16/120	K.18
1498280000	KP-M20/120	K.18
1498290000	KP-M8/150	K.18
1498310000	KP-M10/150	K.18
1498320000	KP-M12/150	K.18
1498330000	KP-M16/150	K.18
1498340000	KP-M20/150	K.18
1498350000	KP-M10/185	K.18
1498360000	KP-M12/185	K.18
1498370000	KP-M16/185	K.18
1498380000	KP-M20/185	K.18
1498390000	KP-M10/240	K.18
1498410000	KP-M12/240	K.18
1498420000	KP-M16/240	K.18
1498430000	KP-M20/240	K.18
1498440000	KP-M10/300	K.18
1498450000	KP-M12/300	K.18
1498460000	KP-M16/300	K.18
1498470000	KP-M20/300	K.18
1498480000	KP-M8/120	K.18
1498490000	KP-M14/120	K.18
1498510000	KP-M6/50	K.17
1498520000	KP-M14/95	K.17
1498530000	KP-M14/240	K.18
1498540000	KP-M8/185	K.18
1498550000	KP-M14/300	K.18
1498560000	KP-M14/70	K.17
1498570000	KP-M14/50	K.17
1498580000	KP-M14/150	K.18
1498590000	KP-M14/185	K.18
1498610000	VPN/6	K.20
1498620000	VPN/10	K.20
1498630000	VPN/16	K.20
1498640000	VPN/25	K.20
1498650000	VPN/35	K.20
1498660000	VPN/50	K.20
1498670000	VPN/70	K.20
1498680000	VPN/95	K.20
1498690000	VPN/120	K.20
1498710000	VPN/150	K.20
1498720000	VPN/185	K.20
1498730000	VPN/240	K.20
1498740000	VPN/300	K.20

## 1500000000

1500440000	PZ RK 6/70	D.32
1500450000	PZ RK 10/120	D.33
1500470000	PZ PK 6/70	D.32
1500480000	PZ PK 10/120	D.33
1500830000	EPG 45	D.34
1500840000	AKKU EPG	D.31
1500840000	AKKU EPG	D.34
1500840000	AKKU EPG	D.36
1500840000	AKKU EPG	D.40
1500850000	ES EPG 45 WM 6	D.35
1500870000	ES EPG 45 WM 10/70	D.35
1500880000	ES EPG 45 WM 25/50	D.35
1500890000	ES EPG 45 WM 95	D.35
1500900000	ES EPG 45 WM 120	D.35
1500920000	ES EPG 45 WM 16/35	D.35
1500930000	ES EPG 45 HEX 6	D.35
1500940000	ES EPG 45 HEX 10/70	D.35
1500950000	ES EPG 45 HEX 16/35	D.35
1500970000	ES EPG 45 HEX 25/50	D.35
1500980000	ES EPG 45 HEX 95	D.35
1500990000	ES EPG 45 HEX 120	D.35
1501290000	ES EPG 45 DIN 6	D.35
1501320000	ES EPG 45 DIN 10	D.35
1501330000	ES EPG 45 DIN 16	D.35
1501340000	ES EPG 45 DIN 25	D.35
1501350000	ES EPG 45 DIN 35	D.35
1501370000	ES EPG 45 DIN 50	D.35
1501380000	ES EPG 45 DIN 70	D.35
1501800000	ES APG 80 DIN 185	D.39
1501820000	ES APG 80 DIN 240	D.39
1502050000	ES APG 80 AEH 50	D.39
1502070000	ES APG 80 AEH 70	D.39
1502080000	ES APG 80 AEH 95	D.39
1502090000	ES APG 80 AEH 120	D.39
1502100000	ES APG 80 AEH 150	D.39
1502140000	AKKU APG/AKT	D.38
1502140000	AKKU APG/AKT	D.40
1502170000	LADEGERAET APG/AKT	D.38
1502170000	LADEGERAET APG/AKT	D.40
1502390000	APG 80	D.38
1502430000	ES APG 80 WM 6	D.39
1502440000	ES APG 80 WM10	D.39
1502470000	ES APG 80 WM 16	D.39
1502480000	ES APG 80 WM 25	D.39
1502490000	ES APG 80 WM 35	D.39
1502500000	ES APG 80 WM 50	D.39
1502520000	ES APG 80 WM 70	D.39
1502530000	ES APG 80 WM 95	D.39
1502540000	ES APG 80 WM 120	D.39
1502550000	ES APG 80 WM 150	D.39
1502570000	ES APG 80 WM 185	D.39

Order No.	Type	Page
1502580000	ES APG 80 WM 240	D.39
1502590000	ES APG 80 WM 300	D.39
1502600000	ES APG 80 HEX 6	D.39
1502620000	ES APG 80 HEX 10	D.39
1502630000	ES APG 80 HEX 16	D.39
1502640000	ES APG 80 HEX 25	D.39
1502650000	ES APG 80 HEX 35	D.39
1502670000	ES APG 80 HEX 50	D.39
1502680000	ES APG 80 HEX 70	D.39
1502690000	ES APG 80 HEX 95	D.39
1502700000	ES APG 80 HEX 120	D.39
1502720000	ES APG 80 HEX 150	D.39
1502730000	ES APG 80 HEX 185	D.39
1502740000	ES APG 80 HEX 240	D.39
1502750000	ES APG 80 HEX 300	D.39
1502780000	ES APG 80 HEX 300AL	D.39
1502790000	ES APG 80 DIN 120	D.39
1502800000	ES APG 80 DIN 150	D.39
1502820000	ES APG 80 DIN 6	D.39
1502830000	ES APG 80 DIN 10	D.39
1502840000	ES APG 80 DIN 16	D.39
1502850000	ES APG 80 DIN 25	D.39
1502870000	ES APG 80 DIN 35	D.39
1502880000	ES APG 80 DIN 50	D.39
1502890000	ES APG 80 DIN 70	D.39
1502900000	ES APG 80 DIN 95	D.39
1509370000	LADEGERAET EPG	D.31
1509370000	LADEGERAET EPG	D.34
1509370000	LADEGERAET EPG	D.36
1509370000	LADEGERAET EPG	D.40
1509380000	LADEGERAET EPG 45 120V	D.40
1509390000	LADEGERAET APG/AKT 120 V	D.40

## 1510000000

1512780000	STRIPAX ULTIMATE XL	C.5
1512790000	ERME SPX UL XL	C.5

## 1530000000

1534740000	Powerstripper AM 12	F.10
------------	---------------------	------

## 1540000000

1542250000	CRIMPSET PZ 10 HEX	H.25
1542280000	CRIMPSET PZ 10 SDR	H.25
1548380000	KOS-PG42	B.15
1548390000	KOS-PG48	B.15
1548400000	KOS-M63	B.15
1548410000	KOS-M50	B.15

## 1550000000

1552230000	SDIS SL P22	F.19
------------	-------------	------

## 1770000000

1774470000	WSM TOOL AUTOMATIK	D.45
1774480000	WSM TOOL MANUELL	D.46

## 1800000000

1806850000	IS 3 KG	F.26
------------	---------	------

## 1860000000

1862200000	WK-1/4(Screwly)	F.15
1866710000	Removal Tool CM 3	D.43
1866720000	Removal Tool CM 5	D.43
1866730000	REMOVAL TOOL HD	D.43
1866740000	Removal Tool CM 20	D.43
1866750000	Removal Tool HE	D.43
1866760000	Removal Tool AFK	D.43

## 1900000000

1900000000	Screwly-M12	F.15
1900010000	Screwly-M12-DM	F.15
1900010000	Screwly-M8	F.15
1900011000	Screwly-M8-DM	F.15
1900020000	Screwly-M12 F	F.15
1900021000	Screwly-M12 F-DM	F.15
1900030000	Screwly-M8 F	F.15
1900031000	Screwly-M8 F-DM	F.15
1900100000	Screwly M12 KO o. SD	F.15
1900110000	Screwly M8 KO o. SD	F.15
1900120000	Screwly M121 KO o. SD	F.15
1900130000	Screwly M8F KO o. SD	F.15

## 1910000000

1910000000	Screwly Set	F.15
------------	-------------	------

## 1920000000

1920000000	Screwly Set-DM	F.15
------------	----------------	------

Order No.	Type	Page
<b>1960000000</b>		
1966780000	IE-KOK-V1	B.15
1966790000	IE-KOK-Y4	B.15
1966810000	IE-KO-HAT	B.14

Order No.	Type	Page
2505360000	ES EPG 60 DIN 120	D.37
2506000000	WB I T10	F.12
2506010000	WB I T15	F.12
2506020000	WB I T20	F.12
2506030000	WB I VK 1	F.12
2506040000	WB I VK 2	F.12
2506050000	WB I SK 2.5	F.12
2506060000	WB I SK 3	F.12
2506070000	WB I SK 4	F.12
2506080000	WB I SK 5	F.12

## 2520000000

2528550000	HO.5/14S OR GSP	J.14
2528560000	HO.75/14S W GSP	J.14
2528570000	H1.0/14S GE GSP	J.14
2528580000	H1.5/14S R GSP	J.14
2528590000	HO.5/14DS W GSP	J.14
2528600000	HO.75/14DS GR GSP	J.14
2528610000	H1.0/14DS R GSP	J.14
2528620000	H1.5/14DS SW GSP	J.14
2528630000	HO.75/14TS HB GSP	J.14

## 2540000000

2544760000	SKAI TASCH	G.6
2544760000	SKAI TASCH	G.7
2544760000	SKAI TASCH	G.8
2544760000	SKAI TASCH	G.14
2548180000	P BAG	H.19
2548180000	P BAG	H.20
2548180000	P BAG	H.21
2548180000	P BAG	H.22
2548180000	P BAG	H.23

## 2560000000

2561430000	P BAG SET 1	H.19
2565720000	2POL TESTER ZUB	G.14

## 2570000000

2571480000	ERTE KLBC SPX 10	C.4
2571490000	ERTE KLBC SPX 16	C.4
2571500000	ERTE KLBC SPX UL	C.5
2571510000	ERTE KLBC SPX UL XL	C.5
2576610000	P BAG SET 2	H.19
2576620000	P BAG BIG	H.12
2576620000	P BAG BIG	H.13
2576620000	P BAG BIG	H.14
2576620000	P BAG BIG	H.15
2576620000	P BAG BIG	H.16
2576620000	P BAG BIG	H.17
2576620000	P BAG BIG	H.18
2577810000	ES EPG 60 AEH 25	D.37
2577820000	ES EPG 60 AEH 35	D.37
2577830000	ES EPG 60 AEH 50	D.37
2577850000	ES EPG 60 AEH 70	D.37
2577870000	ES EPG 60 AEH 95	D.37
2577880000	ES EPG 60 AEH 120	D.37
2577900000	ES EPG 60 AEH 150	D.37
2577930000	ES EPG 60 AEH 185	D.37
2577940000	ES EPG 60 ISO 10	D.37
2577950000	ES EPG 60 ISO 16	D.37
2578020000	KRN-M10/400	K.10
2578030000	KRN-M12/400	K.10
2578040000	KRN-M16/400	K.10
2578050000	KRN-M12/400	K.10
2578060000	ES APG80 WM 400	D.39
2579420000	P BAG SET 3	H.20
2579430000	P BAG SET 4	H.20
2579440000	P BAG SET 5	H.21
2579450000	P BAG SET 6	H.21
2579460000	P BAG SET 7	H.22
2579470000	P BAG SET 8	H.22
2579480000	P BAG SET 9	H.23
2579490000	P BAG SET 10	H.23

## 2580000000

2580000000	CRIMPFIX R VARID	L.12
2580010000	CUTFIX 8 INTERFACE	L.7

## 2600000000

2602110000	P BAG XL SET 1	H.12
2602120000	P BAG XL SET 2	H.12
2602130000	P BAG XL SET 3	H.13
2602140000	P BAG XL SET 4	H.13
2602150000	P BAG XL SET 5	H.14
2602160000	P BAG XL SET 6	H.14
2602170000	P BAG XL SET 7	H.15
2602180000	P BAG XL SET 8	H.15
2602190000	P BAG XL SET 9	H.16
2602200000	P BAG XL SET 10	H.16
2602210000	P BAG XL SET 11	H.17
2602220000	P BAG XL SET 12	H.17
2602230000	P BAG XL SET 13	H.18
2602240000	P BAG XL SET 14	H.18

Order No.	Type	Page
2602250000	PRO CASE CAB	H.11
2602260000	PRO CASE UL	H.9
2602270000	PRO CASE 16	H.8
2602280000	PRO CASE ELEC	H.10
2602290000	TOP CASE CAB	H.11
2602300000	TOP CASE UL	H.9
2602310000	TOP CASE 16	H.8
2602320000	TOP CASE ELEC	H.10
2604620000	HO.5/16S OR BD GSP	J.14
2604630000	HO.5/16DS W BD GSP	J.14
2604640000	HO.75/16S W BD GSP	J.14
2604650000	HO.75/16DS GR BD GSP	J.14
2604660000	HO.75/16TS HBL BD GSP	J.14
2604680000	H1.0/16S GE BD GSP	J.14
2604690000	H1.0/16DS R BD GSP	J.14
2604700000	H1.5/16S R BD GSP	J.14
2604710000	H1.5/16DS SW BD GSP	J.14

## 2620000000

2625720000	AM-X	C.13
2626340000	ERME AM-X	C.13

## 2630000000

2634120000	WIRE PROCESSING CENTER	L.16
2634140000	WPC WAGON	L.16
2634310000	POWERCRIMPER 6.0	L.11

## 2660000000

2666380000	WPC KBZF A	L.16
2666390000	WPC KBZF B	L.16
2666400000	WPC GFSN	L.16

## 2680000000

2683640000	TOOL CHEST	H.4
2683650000	TC LORW	H.4
2683660000	TC BHLE	H.4
2683670000	TC ZUAL	H.4
2683680000	TC PRHA	H.4
2683690000	TC SDHA	H.4
2683700000	TC ABFBH	H.4
2683710000	TC TFFHA	H.4
2683720000	TC INL BIG 1	H.4
2683730000	TC INL BIG 1 EMPTY	H.4
2683740000	TC INL THRD 1	H.4
2683750000	TC INL THRD 1 EMPTY	H.4
2683760000	TC INL THRD 2	H.4
2683770000	TC INL THRD 2 EMPTY	H.4
2683780000	TC INL THRD 3	H.4
2683790000	TC INL THRD 3 EMPTY	H.4
2683800000	TC INL THRD 4	H.4
2683810000	TC INL THRD 4 EMPTY	H.4
2683820000	TC INL THRD 5	H.4
2683830000	TC INL THRD 5 EMPTY	H.4
2683840000	TC INL THRD 6	H.4
2683850000	TC INL THRD 6 EMPTY	H.4
2683860000	TC INL THRD 7	H.4
2683870000	TC INL THRD 7 EMPTY	H.4
2683880000	TC INL THRD 8	H.4
2683890000	TC INL THRD 8 EMPTY	H.4
2683900000	TC INL THRD 9	H.4
2683910000	TC INL THRD 9 EMPTY	H.4
2683920000	TC INL THRD 10	H.4
2683930000	TC INL THRD 10 EMPTY	H.4
2683940000	TC INL THRD 1 FIELD EMPTY	H.4
2683950000	TC INL THRD 2 FIELDS EMPTY	H.4
2683960000	TC INL THRD 3 FIELDS EMPTY	H.4

## 4290000000

4294820000	1/4" Handgriff	F.15
------------	----------------	------

## 8800000000

8808420000	IE-CT	G.15
------------	-------	------

## 9000000000

9001080000	AM 35	C.12
9001280000	M-D-STRIPAX	C.6
9001530000	ERSATZMESSER AM 25/35	C.12
9001540000	AM 25	C.12
9002170000	KT ZQV	B.10
9002190000	KTF 36	B.6
9002650000	KT 8	B.4
9002660000	KT 12	B.4
9003500000	M-D-STRIPAX +6 MEHA	C.6
9003600000	MEHA KP GE M-D-SPX	C.6
9003610000	MEHA KP RT M-D-SPX	C.6
9003620000	MEHA KP GN M-D-SPX	C.6
9003630000	MEHA KP BL M-D-SPX	C.6
9003640000	MEHA KP SW M-D-SPX	C.6
9003700000	M-D-STRIPAX AWG 30+32	C.6
9003710000	M-D-STRIPAX AWG 26+28	C.6
9003720000	M-D-STRIPAX AWG 24	C.6
9003730000	M-D-STRIPAX AWG 20+22	C.6

Order No.	Type	Page
9003740000	M-D-STRIPAX AWG 18	C.6
9003750000	M-D-STRIPAX LWL	C.7
9003750000	M-D-STRIPAX LWL	D.44
9003760000	MEHA KP LWL M-D-SPX	C.7
9004050000	HO.5/10	J.15
9004060000	H1.5/12	J.15
9004070000	H1.5/18	J.15
9004080000	H2.5/10	J.15
9004090000	H2.5/18	J.15
9004100000	H4.0/15	J.15
9004110000	H4.0/18	J.15
9004120000	H6.0/10	J.15
9004130000	H6.0/18	J.15
9004150000	H16.0/25	J.15
9004160000	H16.0/32	J.15
9004170000	H25.0/25	J.15
9004180000	H25.0/32	J.15
9004190000	H35.0/25	J.15
9004200000	H35.0/32	J.15
9004210000	H50.0/18	J.15
9004220000	H50.0/32	J.15
9004230000	H70.0/25	J.15
9004240000	H70.0/32	J.15
9004250000	H95.0/25	J.15
9004260000	H95.0/32	J.15
9004270000	HO.5/14 DR BD	J.5
9004280000	HO.5/14D W BD	J.6
9004280000	HO.5/14R W BD	J.8
9004290000	HO.75/14 W BD	J.5
9004300000	HO.75/14D GR BD	J.6
9004310000	HO.75/14T HBL BD	J.8
9004320000	H1.0/14 GE BD	J.5
9004330000	H1.0/14D R BD	J.6
9004330000	H1.0/14D R BD	J.8
9004340000	H1.5/14 R BD	J.5
9004350000	H1.5/14D SW BD	J.6
9004350000	H1.5/14D SW BD	J.8
9004360000	H2.5/14D BL BD	J.5
9004370000	H2.5/14T GR BD	J.6
9004410000	H1.5/16 ZH R SV	J.10
9004420000	H1.5/16D ZH SW SV	J.11
9004420000	H1.5/16D ZH SW SV	J.12
9004430000	H2.5/18D ZH BL SV	J.10
9004430000	H2.5/18D ZH BL SV	J.11
9004440000	HO.5/14 ZH OR SV	J.10
9004500000	WAW 1 NEUTRAL	B.9
9004510000	WAW 2	B.9
9004530000	DW RSV 1.6	D.43
9004560000	HO.5/14S OR	J.14
9004590000	HO.5/14S W	J.14
9004710000	H10.0/26D R ZH SV	J.11
9004720000	H6.0/23D ZH GE SV	J.11
9004730000	H4/22D ZH GR SV	J.10
9004730000	H4/22D ZH GR SV	J.11
9004740000	H2.5/21D ZH BL SV	J.10
9004740000	H2.5/21D ZH BL SV	J.11
9004750000	H1.5/20D SW ZH SV	J.11
9004750000	H1.5/20D SW ZH SV	J.12
9004760000	H1.0/19D ZH R SV	J.11
9004760000	H1.0/19D ZH R SV	J.12
9004770000	HO.75/16D ZH GR SV	J.11
9004780000	HO.5/14D ZH W SV	J.11
9004810000	BLOCKBATTERIE 9V	G.11
9004810000	BLOCKBATTERIE 9V	G.12
9004810000	BLOCKBATTERIE 9V	G.13
9004900000	HO.75/16 ZH W SV	J.10
9004910000	H1.0/19 ZH GE SV	J.10
9004920000	H1.5/20 ZH R SV	J.10
9004930000	H6.0/23 ZH SW SV	J.10
9004940000	H10.0/24 ZH EFB SV	J.10
9005000000	STRIPAX	C.4
9005140000	HO.75/16T ZH HBL SV	J.12
9005150000	H2.5/21 ZH GR SV	J.12
9005160000	H6.0/23T ZH GN SV	J.12
9005170000	H10.0/26T ZH BR SV	J.12
9005180000	HO.14/10 GR SV	J.5
90051610000	STRIPAX 16	C.4
9005700000	CST VARIO	C.15
9005720000	SCHRAUBENDREHER CST	C.15
9005730000	MESSEERINSATZ CST VARIO	C.15
9005740000	MESSEERHALTER CST VARIO	C.15
9005800000	EINSTELLLOCK CST	C.14
9005810000	HO.5/14 DR BD GSP	J.5
9005820000	HO.75/14 W BD GSP	J.5
9005830000	H1.0/14 GE BD GSP	J.5
9005840000	H1.5/14 R BD GSP	J.5
9005850000	H2.5/14D BL BD GSP	J.5
9005850000	H2.5/14D BL BD GSP	J.7
9005860000	HO.5/14D W BD GSP	J.7
9005860000	HO.5/14D W BD GSP	J.9
9005870000	HO.75/14D GR	J.7
9005880000	H1.0/14D R BD GSP	J.7
9005880000	H1.0/14D R BD GSP	J.9
9005890000	H1.5/14D SW BD GSP	J.7
9005890000	H1.5/14D SW BD GSP	J.9
9005900000	HO.75/14T BL BD GSP	J.9
9005910000	H2.5/14T GR BD GSP	J.9
9005990000	PZ 1.5	D.4

Order No.	Type	Page
9005990000	PZ 1.5	D.7
9005990000	PZ 1.5	J.3
9006020000	SWIFTY	F.17
9006120000	CTI 6	D.5
9006120000	CTI 6	D.17
9006120000	CTI 6	J.3
9006220000	CTN 25 D4	D.5
9006220000	CTN 25 D4	D.19
9006230000	CTN 25 D6	D.5
9006230000	CTN 25 D6	D.19
9006230000	CTN 25 D6	D.5
9006320000	CTX 500	D.5



Order No.	Type	Page
9012410000	HTG 174	D.5
9012410000	HTG 174	D.25
9012500000	PZ 4	D.4
9012500000	PZ 4	D.8
9012500000	PZ 4	J.3
9012600000	PZ 16	D.4
9012600000	PZ 16	D.11
9012600000	PZ 16	J.3
9013080000	HTF 48	D.5
9013080000	HTF 48	D.16
9013090000	HTF 28	D.5
9013090000	HTF 28	D.16
9013260000	HTF SUB-D	D.5
9013260000	HTF SUB-D	D.26
9013400000	HTF 63	D.5
9013400000	HTF 63	D.16
9013550000	HTF RSV 12	D.4
9013550000	HTF RSV 12	D.27
9013560000	HTF RSV 16 WI	D.4
9013560000	HTF RSV 16 WI	D.27
9013600000	PZ ZH 16	D.4
9013600000	PZ ZH 16	D.11
9013600000	PZ ZH 16	J.3
9013610000	PZ ZH 16 ZERT	D.11
9013690000	CTX CM 1.6/2.5 ZERT	D.20
9013970000	PUNCH DOWN TOOL POT	A.42
9014050000	ERME LSA PLUS SCHERE	D.42
9014100000	HTN 21 M. AN	D.5
9014100000	HTN 21 M. AN	D.18
9014140000	HTF DFF	D.4
9014140000	HTF DFF	D.27
9014350000	PZ 6 Roto	D.4
9014350000	PZ 6 Roto	D.9
9014350000	PZ 6 Roto	J.3
9014400000	HTI 15	D.5
9014400000	HTI 15	D.18
9014400000	HTI 15	J.3
9014610000	HTN 21	D.5
9014610000	HTN 21	D.18
9014840000	HTF ZRV	D.4
9014840000	HTF ZRV	D.27
9015900000	FLECAFIX 11/24	F.16
9015900000	FLECAFIX 24/36	F.16
9017170000	HTN 21 M. AN ZERT	D.18
9017240000	HTF 63 ZERT	D.16
9017260000	HTF 48 ZERT	D.16
9017290000	CTI 6 ZERT	D.17
9017300000	PZ 4 ZERT	D.8
9017310000	PZ 1.5 ZERT	D.7
9017330000	STRIPAX ZERT	C.4
9017340000	PZ 16 ZERT	D.11
9017350000	CTN 25 D4 ZERT	D.19
9017360000	PZ 3 ZERT	D.7
9017380000	HTN 21 ZERT	D.18
9017400000	PZ 50 ZERT	D.12
9017410000	HTF 28 ZERT	D.16
9017430000	HTI 15 ZERT	D.18
9017440000	PZ 6 ROTO ZERT	D.9
9017870000	DMS 3 ZERT	F.7
9017890000	HTF RSV 16 ZERT	D.27
9017890000	HTF RSV 12 ZERT	D.27
9017900000	PZ 6/5 ZERT	D.8
9018480000	CTX CM 3.6	D.4
9018480000	CTX CM 3.6	D.20
9018490000	CTX CM 1.6/2.5	D.4
9018490000	CTX CM 1.6/2.5	D.20
9018510000	H0,75/14 ZH W SV	J.10
9018520000	H0,75/14D ZH GR SV	J.11
9018530000	H1,0/15 ZH GE SV	J.10
9018540000	H1,0/15D ZH R SV	J.11
9018540000	H1,0/15D ZH R SV	J.12
9018550000	H0,75/14TS HBL	J.14
9018560000	H1,0/14S R	J.14
9018570000	H0,75/15T ZH BL SV	J.12
9018580000	H2,5/19T ZH GR SV	J.12
9018590000	H4,0/22T ZH OR SV	J.12
9018650000	H1,0/15S ZH GE SV	J.10
9018690000	H1,0/15S ZH GE	J.10
9018860000	H10/24S ZH EB	J.10
9018870000	H10/30S ZH EB	J.10
9018880000	H10,0/24DS ZH R	J.11
9018890000	H10/30DS ZH R	J.11
9018910000	H0,25/5	J.15
9019000000	H0,5/12D W	J.6
9019000000	H0,5/12D W	J.8
9019010000	H0,5/14D W	J.6
9019010000	H0,5/14D W	J.8
9019020000	H0,5/16D W	J.6
9019020000	H0,5/16D W	J.8
9019030000	H0,75/12D GR	J.6
9019040000	H0,75/14D GR	J.6
9019050000	H0,75/16D GR	J.6
9019060000	H0,75/18D GR	J.6
9019070000	H1,0/12D R	J.6
9019070000	H1,0/12D R	J.8
9019080000	H1,0/14D R	J.6
9019080000	H1,0/14D R	J.8
9019100000	H1,0/16D R	J.6
9019100000	H1,0/16D R	J.8

Order No.	Type	Page
9019110000	H1,0/18D R	J.6
9019110000	H1,0/18D R	J.8
9019120000	H1,5/14D SW	J.6
9019120000	H1,5/14D SW	J.8
9019130000	H1,5/16D SW	J.6
9019130000	H1,5/16D SW	J.8
9019140000	H1,5/18D SW	J.6
9019140000	H1,5/18D SW	J.8
9019150000	H1,5/24D SW	J.6
9019150000	H1,5/24D SW	J.8
9019160000	H2,5/15D BL	J.4
9019160000	H2,5/15D BL	J.6
9019170000	H2,5/19D BL	J.4
9019170000	H2,5/19D BL	J.6
9019180000	H2,5/25D BL	J.4
9019180000	H2,5/25D BL	J.6
9019190000	H4,0/18D GR	J.4
9019190000	H4,0/18D GR	J.6
9019200000	H4,0/20D GR	J.4
9019200000	H4,0/20D GR	J.6
9019210000	H4,0/26D GR	J.4
9019210000	H4,0/26D GR	J.6
9019220000	H6,0/20D GE	J.6
9019230000	H6,0/26D GE	J.6
9019240000	H10,0/22D R	J.6
9019250000	H10,0/28D R	J.6
9019260000	H16,0/22D BL	J.6
9019270000	H16,0/28D BL	J.6
9019280000	H25,0/30D 16 GE	J.6
9019300000	H25,0/36D GE	J.6
9019310000	H35,0/30D 16 R	J.6
9019320000	H35,0/32D R	J.6
9019330000	H35,0/39D R	J.6
9019340000	H50/36D BL	J.6
9019350000	H50,0/41D BL	J.6
9019400000	H0,5/14D W SV	J.6
9019400000	H0,5/14D W SV	J.8
9019410000	H0,75/14D GR SV	J.6
9019420000	H1,0/14D R SV	J.6
9019420000	H1,0/14D R SV	J.8
9019430000	H1,5/14D SW SV	J.6
9019430000	H1,5/14D SW SV	J.8

## 9020000000

9020000000	STRIPAX PLUS 2.5	D.4
9020000000	STRIPAX PLUS 2.5	D.6
9020000000	STRIPAX PLUS 2.5	J.3
9020038000	AM LWL/PDF	D.44
9020390000	PS LWL/PDF	D.44
9020400000	PB LWL/PDF	D.44
9021010000	H0,25/10T GE	J.15
9021020000	H0,25/12T GE	J.8
9021030000	H0,75/12T HBL	J.8
9021040000	H0,75/14 HBL	J.8
9021050000	H0,75/16T HBL	J.8
9021060000	H0,75/18T HBL	J.8
9021070000	H2,5/15T GR	J.8
9021080000	H2,5/19T GR	J.8
9021090000	H2,5/25T GR	J.8
9021100000	H4,0/18T OR	J.8
9021110000	H4,0/20T OR	J.8
9021120000	H4,0/26T OR	J.8
9021130000	H6,0/20T GN	J.8
9021140000	H6/26T GN	J.8
9021150000	H10,0/22T BR	J.8
9021160000	H10,0/28T BR	J.8
9021170000	H16,0/22T W	J.8
9021180000	H16,0/28T W	J.8
9021190000	H25,0/30T SW	J.8
9021200000	H25,0/36T SW	J.8
9021210000	H0,25/10T GE SV	J.8
9021220000	H0,25/12T GE SV	J.8
9021230000	H0,75/14T HBL SV	J.8
9021240000	H2,5/15T GR SV	J.8
9021250000	H4,0/18T OR SV	J.8
9023090000	H-BOX 0,5-2,50MM T	J.16
9023100000	CUTFIX 8	L.7
9024000000	BIT E6,3 0,5x3,0x7,0	F.8
9024020000	BIT E6,3 0,6x3,5x7,0	F.8
9024030000	BIT E6,3 0,8x4,0x7,0	F.8
9024040000	BIT E6,3 1,0x5,5x7,0	F.8
9024080000	BIT E6,3 PH1x7,0	F.8
9024090000	BIT E6,3 PH2x7,0	F.8
9024100000	BIT E6,3 PZ1x7,0	F.8
9024110000	BIT E6,3 PZ2x7,0	F.8
9024970000	Bit-Box WI DMS 3	F.9
9025240000	H1,5/14S SW	J.14
9025390000	ZH-BOX 0,5-2,50MM	J.16
9025400000	H-BOX 4,0-16,00MM DIN	J.17
9025410000	H-BOX 0,14-0,750MM	J.16
9025420000	HLEERBOX 4 TRENNSTEGE	J.17
9025430000	H-BOX 0,5-2,50MM DIN	J.16
9025680000	HLEERBOX 5 TRENNSTEGE	J.17
9025690000	H1,5/12S R	J.14
9025700000	H0,75/14S W SV	J.14
9025710000	H1,0/14S GE SV	J.14
9025720000	H1,5/14S R SV	J.14
9025740000	H0,25/10 HBL	J.4

Order No.	Type	Page
9025750000	H0,34/10 TK	J.4
9025760000	H0,25/12 HBL	J.4
9025770000	H0,34/12 TK	J.4
9025780000	H0,25/12 HBL SV	J.5
9025790000	H0,34/12 TK SV	J.5
9025800000	CRIMP-SET PZ 4	H.24
9025850000	CRIMP-SET PZ 16	H.26
9025860000	H0,75/16 W	J.4
9025870000	H0,5/16 OR	J.4
9025880000	H50,0/22S	J.15
9025900000	H-BOX 0,5-2,50MM	J.16
9025910000	H0,75/18 W	J.4
9025920000	H-BOX 4,0-16,00MM	J.17
9025930000	H1,0/18 GE	J.4
9025940000	HLEERBOX 5 EINSAETZE	J.17
9025950000	H1,0/16 GE	J.4
9025960000	H0,75/14S W	J.14
9025970000	H1,0/14S GE	J.14
9025980000	H1,5/14S R	J.14
9026010000	H4,0/18 GR SV	J.5
9026010000	H4,0/18 GR SV	J.6
9026030000	H0,34/10 TK SV	J.5
9026050000	H0,25/10 HBL SV	J.5
9026060000	H0,5/14 OR SV	J.5
9026070000	H0,75/14 W SV	J.5
9026080000	H1,0/18 GE SV	J.5
9026090000	H1,5/14 R SV	J.5
9026100000	H2,5/16 BL SV	J.5
9026100000	H2,5/16 BL SV	J.6
9026110000	H0,14/12 GR SV	J.5
9026250000	H0,14/10T BR SV	J.8
9026260000	H0,5/12 OR SV	J.5
9026270000	H0,5/16 OR SV	J.5
9026280000	H0,75/12 W SV	J.5
9026290000	H0,75/16 W SV	J.5
9026300000	H0,75/18 W SV	J.5
9026310000	H1,0/12 GE SV	J.5
9026320000	H1,0/16 GE SV	J.5
9026340000	H1,0/18 GE SV	J.5
9026350000	H1,5/14S SW SV	J.14
9026420000	EINSATZ A8-2 CL55	H.30
9026450000	EINSATZ A7-1 CL55	H.30
9026460000	EINSATZ A8-1 CL55	H.30
9026480000	POWERSTRIPPER 16,0	L.8
9026490000	H2,5/12DS BL	J.15
9026500000	CRIMPFIX R	L.12
9026510000	POWERSTRIPPER 6,0	L.8
9026530000	CRIMPFIX L	L.13
9026540000	CRIMPFIX LS	L.13
9026580000	H0,75/14DS GR	J.14
9026630000	CRIMP-SET PZ 4 D	H.24
9026650000	CRIMP-SET PZ 3	H.24
9026680000	CRIMP-SET PZ 6 ROTO L	H.24
9026690000	CRIMP-SET PZ 6 ROTO LD	H.24
9026700000	CRIMP-SET PZ 6 ROTO LT	H.24
9026740000	CRIMP-SET PZ 6/5	H.25
9026770000	CRIMP-SET STRIPAX PLUS	H.26
9026780000	CRIMP-SET STRIPAX PLUS D	H.26
9026790000	CRIMP-SET STRIPAX PLUS T	H.26
9026850000	CRIMP-SET PZ 50	H.26
9026860000	KOFFER PSC4-01	H.32

## 9030000000

9030060000	AM 12	C.12
9030050000	CST	C.14
9030200000	SCHA CST	C.14
9036200000	H2,5/12TS GR	J.14
9036220000	H2,5/16DS BL	J.14
9036240000	H120,0/32	J.15
9036250000	H150,0/32	J.15
9036290000	HOOKBLA 0,25-1,5 SW	J.20
9036300000	HOOKBLA 1,0-2,5 SW	J.20
9036330000	H1,0/22DS R ZH	J.11
9037160000	SDS 0,4X2,0X60	F.23
9037200000	H0,5/14 ZH OR	J.10
9037200000	H0,5/14 ZH OR	J.12
9037210000	H0,5/16 ZH OR	J.10
9037210000	H0,5/16 ZH OR	J.12
9037220000	H0,5/18 ZH OR	J.10
9037220000	H0,5/18 ZH GR	J.12
9037230000	H0,75/14 ZH W	J.10
9037240000	H0,75/16 ZH W	J.10
9037250000	H0,75/24 ZH W	J.10
9037260000	H1,0/15 ZH GE	J.10
9037270000	H1,0/19 ZH GE	J.10
9037280000	H1,0/25 ZH GE	J.10
9037290000	H1,5/16 ZH R	J.10
9037300000	H1,5/20 ZH R	J.10
9037310000	H1,5/26 ZH R	J.10
9037320000	H6,0/23 ZH SW	J.12
9037330000	H6,0/29 ZH SW	J.10
9037340000	H10,0/24 ZH EB	J.10

Order No.	Type	Page
9037350000	H10,0/30 ZH EB	J.10
9037360000	H16,0/29 ZH GN	J.10
9037370000	H16,0/38 ZH GN	J.10
9037380000	H0,5/14D ZH W	J.11
9037390000	H0,5/16D ZH W	J.11

Order No.	Type	Page
9200300000	LIS 1,5M3,5V	J.19
9200310000	LIS 1,5M4 V	J.19
9200320000	LIS 1,5M5 V	J.19
9200330000	LIS 1,5M6 V	J.19
9200350000	LIS 2,5M3 V	J.19
9200360000	LIS 2,5M3,5 V	J.19
9200370000	LIS 2,5M4 V	J.19
9200380000	LIS 2,5M5 V	J.19
9200390000	LIS 2,5M6 V	J.19
9200410000	LIS 6M4 V	J.19
9200420000	LIS 6M5 V	J.19
9200430000	LIS 6M6 V	J.19
9200440000	LIS 6M8 V	J.19
9200450000	LIS 6M10 V	J.19
9200460000	LIP 1,5F12 V	J.20
9200470000	LIP 2,5F12 V	J.20
9200480000	LIP 6R14 V	J.20
9200490000	LUB 1,5B25 VF	J.20
9200500000	LUB 2,5B25 VF	J.20
9200510000	LUB 6B26 VF	J.20
9200520000	LIF 1,5F288 R	J.21
9200530000	LIF 1,5F488 R	J.21
9200540000	LIF 1,5F638 R	J.21
9200550000	LIF 2,5F488 R	J.21
9200560000	LIF 2,5F638 R	J.21
9200570000	LIF 6F638 R	J.21
9200580000	LIF 1,5M638 R	J.21
9200590000	LIF 2,5M638 R	J.21
9200600000	LIF 6M638 R	J.21
9200610000	LIF 1,5T638 R	J.21
9200620000	LIF 2,5T638 R	J.21
9200630000	LIF 6T638 R	J.21
9200640000	LIF 1,5F638 RF	J.22
9200650000	LIF 2,5F638 RF	J.22
9200660000	LIF 6F638 RF	J.22
9200670000	LID 1,5M4 R	J.22
9200680000	LID 2,5M5 R	J.22
9200690000	LID 6M5 R	J.22
9200700000	LID 1,5F4 RF	J.22
9200710000	LID 2,5F5 RF	J.22
9200720000	LID 6,0F5 RF	J.22
9201040000	HTF AFK 2,5	D.4
9201040000	HTF AFK 2,5	D.27
9201310000	BATTERIE 1,5V MICRO	G.6
9201310000	BATTERIE 1,5V MICRO	G.7
9201310000	BATTERIE 1,5V MICRO	G.16
9201310000	BATTERIE 1,5V MICRO	G.17
9201430000	ZUB SLICER NO16-35	C.17
9202000000	KOFFER CARRY LITE 55	H.32
9202010000	KOFFER PSC5-01 PP	H.33
9202020000	EINSATZ A9-1 CL55	H.30
9202040000	KT 45 R	B.7
9202060000	KT 55	B.7
9202080000	KT 80	B.8
9202210000	multi-stripax 6-16	C.10
9202220000	multi-stripax 16 SL	C.10
9202230000	multi-stripax AWG	C.10
9202250000	multi-stripax ASI	C.10
9202260000	AIE multi-stripax 6-16	C.11
9202270000	AIE multi-stripax 16 SL	C.11
9202280000	AIE multi-stripax AWG	C.11
9202300000	AIE multi-stripax ASI	C.11
9202310000	EINSATZ BA8-PSC 80	H.31
9202320000	EINSATZ BA7-PSC 80	H.31
9202330000	KOFFER PSC80 PC	H.32
9202460000	Pro Case Premium	H.6
9202470000	Pro Case leer	H.6
9202470000	Pro Case leer	H.7
9202470000	Pro Case leer	H.8
9202470000	Pro Case leer	H.9
9202470000	Pro Case leer	H.10
9202470000	Pro Case leer	H.11
9202510000	WK 1/4 C6,3 E6,3	F.11
9202600000	Crimpset CT16	H.27
9202610000	Crimpset PZ / CT1	H.28
9202640000	Crimp-Set Kontakte	H.28
9202740000	BIT E6,3 1,2x6,5x70	F.8
9202750000	BIT E6,3 0,4x2,5x70	F.8
9202800000	TT 8 RS MP 8	D.5
9202800000	TT 8 RS MP 8	D.28
9202820000	H0,75/19S ZH W	J.10
9202830000	H0,75/19DS ZH GR	J.11
9202840000	H0,75/19TS ZH HBL	J.12
9202850000	CTI 6 G	D.5
9202850000	CTI 6 G	D.17
9202850000	CTI 6 G	J.3
9202860000	CTF 63	D.5
9202860000	CTF 63	D.16
9202870000	H1,5/24 XS SW	J.13
9202880000	H2,5/24 XS BL	J.13
9202900000	H 0,5/16 S DR	J.14
9202910000	H0,5/16 DS W	J.14
9203070000	ERIME MULTI-STRIPAX	C.10
9203100000	ERAN MULTI-STRIPAX	C.10
9203160000	Pro Case Insta	H.7
9203260000	EINSATZ A9-2 CL55	H.30
9203610000	multi-stripax 0,75-4*SL	C.10
9203620000	H 10,0/22 S EB	J.14
9203630000	H 4,0/20 DS GR	J.14

Order No.	Type	Page
9203730000	AIE multi-spx 0,75-4*SL	C.11
9204090000	H0,34/11 S TK	J.14
9204190000	AM 16	C.13
9204240000	H 0,75/15 SW	J.14
9204260000	ERME AM 16	C.13
9204270000	ERME KT 45 R	B.7
9204280000	ERME KT 55	B.7
9204290000	ERME KT 80	B.8
9204350000	IE-CST	C.14
9204540000	multi-stripax 0,25-1,5S	C.10
9204550000	AIE M-SPX 0,25-1,5 S	C.11
9204560000	multi-stripax 1,5-6,0S	C.10
9204570000	AIE M-SPX 1,5-6,0 S	C.11
9204750000	SEE ESD 125	E.9
9204760000	FZE ESD 130	E.9
9204770000	SZE ESD 130	E.9
9204780000	KOBBS 19X75	B.13
9204780000	KOBBS 19X75	B.15
9204790000	IE-KOKV5	B.15
9204810000	KOK-46X46	B.15
9204820000	KOK-52X36	B.15
9204830000	KOK-65X36	B.15
9204840000	KOK-68X68	B.15
9204850000	KOK-86X36	B.15
9204860000	KOK-91X36	B.15
9204870000	KOK-112X36	B.15
9204880000	KOS-M16	B.13
9204880000	KOS-M16	B.15
9204900000	KOS-M25	B.13
9204900000	KOS-M25	B.15
9204910000	KOS-M32	B.13
9204920000	KOS-M40	B.13
9204930000	KOS-P69	B.13
9204930000	KOS-P69	B.15
9204940000	KOS-PG11	B.13
9204940000	KOS-PG11	B.15
9204950000	KOS PG 13/20	B.13
9204950000	KOS PG 13/20	B.15
9204960000	KOS-PG16	B.13
9204960000	KOS-PG16	B.15
9204970000	KOS-PG21	B.13
9204970000	KOS-PG21	B.15
9204980000	KOS-PG29	B.13
9204990000	KOS-PG36	B.13
9205000000	KOHS 9,5+19	B.13
9205000000	KOHS 9,5+19	B.14
9205010000	KOHS 19	B.13
9205010000	KOHS 19	B.14
9205020000	KOPD 10,0	B.13
9205030000	KOBBS 9,5X50	B.14
9205030000	KOBBS 9,5X50	B.15
9205040000	KOBBS 19X55	B.13
9205040000	KOBBS 19X55	B.15
9205050000	LSP 4L	G.9
9205130000	SEE ESD 120	E.9
9205140000	SVSE ESD 130	E.9
9205150000	SUPER CUT	E.10
9205210000	KOF SET ESD	E.10
9205260000	ZUB TEMPHASER	G.11
9205260000	ZUB TEMPHASER	G.12
9205260000	ZUB TEMPHASER	G.14
9205270000	ZUB MULTIMETER	G.11
9205270000	ZUB MULTIMETER	G.13
9205270000	ZUB MULTIMETER	G.14
9205320000	IE-CT-SC-GOF	D.5
9205320000	IE-CT-SC-GOF	D.22
9205330000	IE-CT-LC-GOF	D.5
9205330000	IE-CT-LC-GOF	D.22
9205340000	IE-CT-SC-PDF	D.5
9205340000	IE-CT-SC-PDF	D.22
9205350000	IE-CT-SC-GOF-P	D.5
9205350000	IE-CT-SC-GOF-P	D.22
9205400000	LAN USB TESTER	G.15
9205430000	CTIN CM 1,6/2,5	D.4
9205430000	CTIN CM 1,6/2,5	D.20
9205440000	CTIN CM 3,6	D.4
9205440000	CTIN CM 3,6	D.20
9205460000	ZUB MULTI 1037	G.13
9205460000	ZUB MULTI 1037	G.14
9205550000	SDI Set S2,0-5,5	F.22
9205560000	SD Set S2,0-5,5	F.24
9205600000	BIT E6,3 0,5X3,0X110	F.8
9205610000	BIT E6,3 0,6X3,5X110	F.8
9205620000	BIT E6,3 0,8X4,0X110	F.8
9205630000	BIT E6,3 0,6X4,5X110	F.8
9205640000	BIT E6,3 1,0X5,5X110	F.8
9205650000	BIT E6,3 1,2X6,5X110	F.8
9205670000	BIT E6,3 0,6X3,5X70	F.8
9205680000	SDIS 0,4X2,0X60	F.21
9205700000	SDIS 1,0X4,5X175	F.21
9205710000	SDIS 1,0X5,5X175	F.21
9205760000	multi-stripax GW LW	C.10
9205770000	AIE multi-stripax GKWLW	C.11

## 9420000000

9423580000	MULTIMETER 1037	G.13
9425830000	MULTIMETER 125S	G.11
9426770000	H2,5/14TS GR	J.14

Order No.	Type	Page
9427300000	TEMPHASER	G.11
9427370000	MULTIMETER C 2606	G.13
9427460000	MG KIT CA 600	G.12

## 9450000000

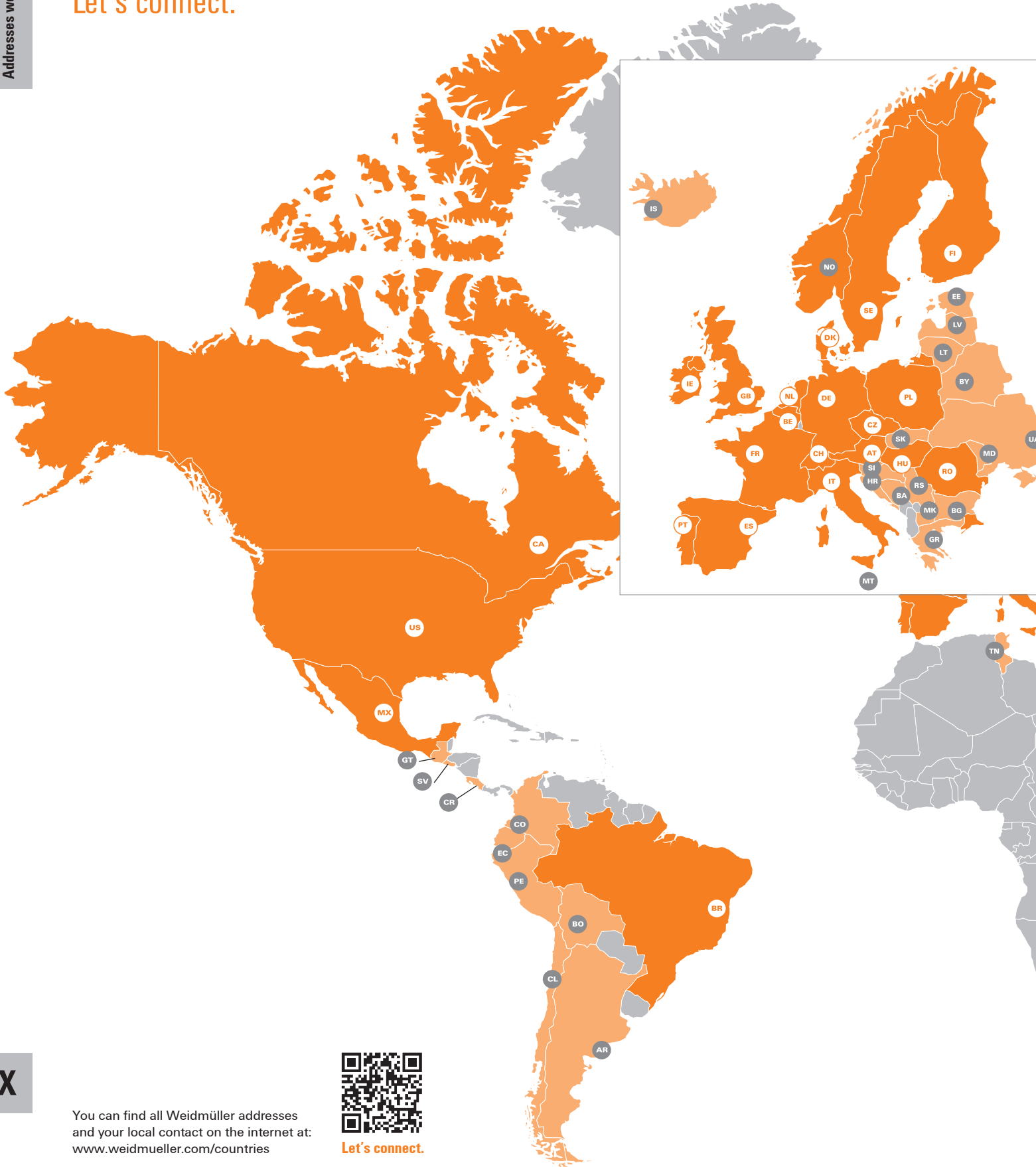
9451000000	H35,0/30S	J.15
------------	-----------	------

## 9910000000

9918030000	STRIPPER COAX	C.18
9918040000	Stripper round	C.16
9918050000	STRIPPER ROUND TOP	C.16
9918060000	STRIPPER PC	C.18
9918070000	SLICER NO 16	C.17
9918080000	SLICER NO 27	C.17
9918110000	SD 0,6x3,5x60 pico	F.23
9918130000	CROSS-KEY UNIVERSAL	F.27
9918140000	CROSS-KEY UNIVERSAL S	F.27
9918150000	CROSS-KEY MASTER	F.27
9918160000	SLICER 1K	B.16
9918230000	SCISSOR 2 K	B.17
9918370000	DMS MANUELL 0,5-1,7	F.11
9918380000	DMS MANUELL 2,0-7,0	F.11
9918390000	DMSI MANUELL 0,5-1,7	F.12
9918400000	DMSI MANUELL 2,0-7,0	F.12
9918520000	WK S 0,4X2,5	F.11
9918530000	WK S 0,5X3,0	F.11
9918540000	WK S 0,6X3,5	F.11
9918550000	WK S 0,8x4,0	F.11
9918560000	WK S 1,0x5,5	F.11
9918570000	WK K PH0	F.11
9918580000	WK K PH1	F.11
9918590000	WK K PH2	F.11
9918600000	WK K PZ0	F.11
9918610000	WK K PZ1	F.11
9918620000	WK K PZ2	F.11
9918690000	SCISSOR 1 K	B.16
9918700000	TSLD 5	B.11
9918860000	VT COMBI PRO	G.7
9918870000	VT DIGI PRO	G.6
9918880000	VT MASTER	G.7
9918950000	VT	G.8
9918970000	VT CTB	G.8

# Addresses worldwide

Let's connect.



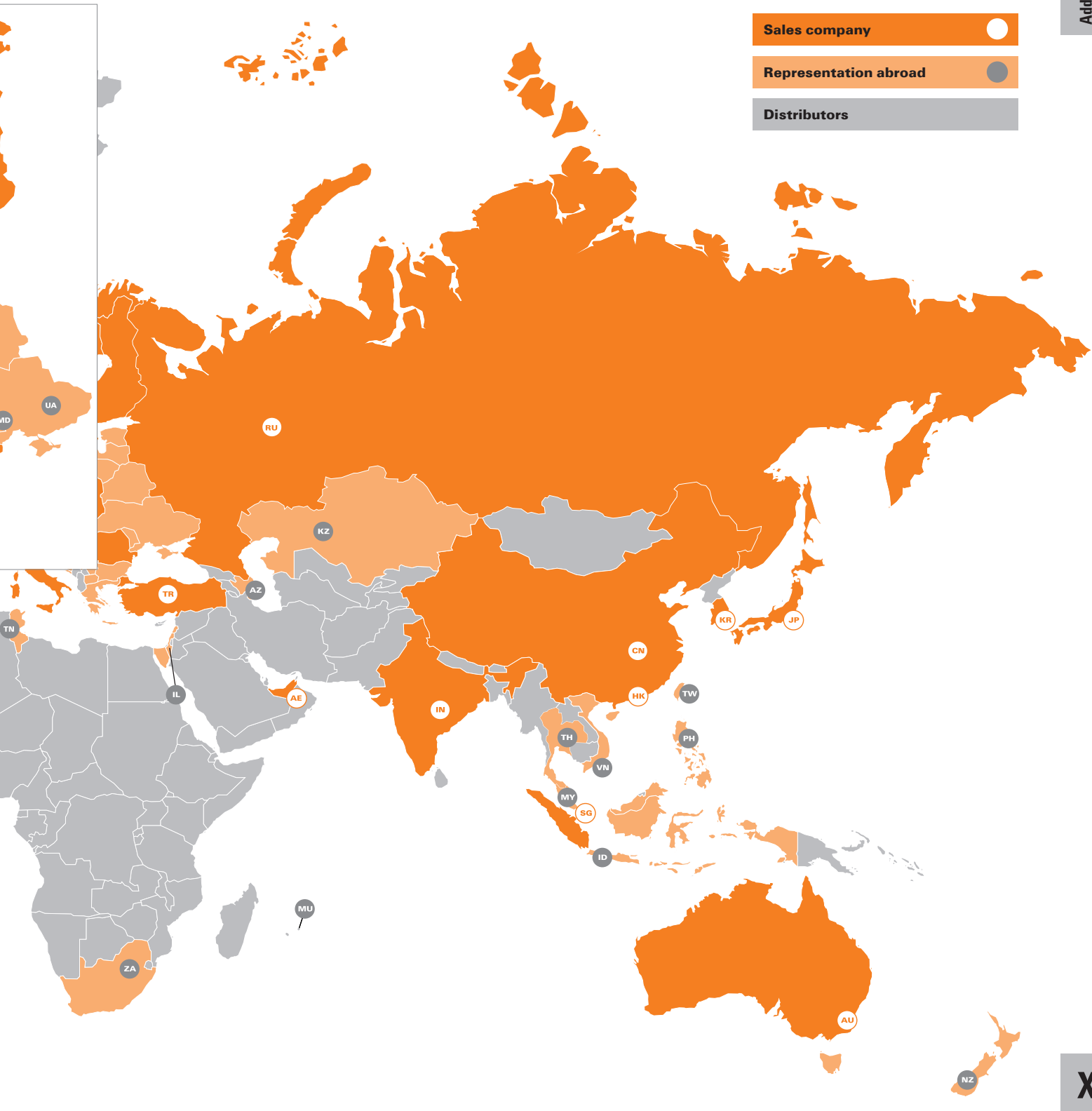
X

You can find all Weidmüller addresses and your local contact on the internet at: [www.weidmueller.com/countries](http://www.weidmueller.com/countries)



Let's connect.





We cannot guarantee that there are no mistakes in the publications or software provided by us to the customer for the purpose of making orders. We try our best to quickly correct errors in our printed media.

**X**

All orders are based on our general terms of delivery, which can be reviewed on the websites of our group companies where you place your order. On demand we can also send the general terms of delivery to you.

## Weidmüller – Your partner in Industrial Connectivity

As experienced experts we support our customers and partners around the world with products, solutions and services in the industrial environment of power, signal and data. We are at home in their industries and markets and know the technological challenges of tomorrow. We are therefore continuously developing innovative, sustainable and useful solutions for their individual needs. Together we set standards in Industrial Connectivity.

Weidmüller Interface GmbH & Co. KG  
Klingenbergstraße 26  
32758 Detmold, Germany  
T +49 5231 14-0  
F +49 5231 14-292083  
[www.weidmueller.com](http://www.weidmueller.com)

Personal support can  
be found on our website:  
[www.weidmueller.com/contact](http://www.weidmueller.com/contact)

Made in Germany



Order number: 2617740000/05/2019/SMR

## X-ON Electronics

Largest Supplier of Electrical and Electronic Components

*Click to view similar products for [Pliers & Tweezers](#) category:*

*Click to view products by [Weidmuller](#) manufacturer:*

Other Similar products are found below :

[0026](#) [32750](#) [G77015](#) [0037](#) [2890-180](#) [571](#) [76C](#) [RX 8130](#) [RX 8145](#) [RX 8146](#) [RX 8152](#) [DRP10N](#) [0036](#) [44 21 J41](#) [49 31 A0](#) [49 41 A11](#) [64](#)  
[11 115](#) [0020](#) [0032](#) [44593](#) [00 19 72 V01](#) [00 20 72 V06](#) [1006](#) [30 11 140](#) [30 21 160](#) [30 25 160](#) [72 01 160](#) [102ACA](#) [72 11 160](#) [HLCP180](#) [72](#)  
[21 160](#) [7224](#) [32954](#) [33507](#) [33521](#) [3400](#) [34 12 130](#) [34688](#) [34689](#) [34690](#) [34700](#) [35 22 115 ESD](#) [3-653-15](#) [3-657-15](#) [3-669-15](#) [3-672-15](#) [3-](#)  
[675-15](#) [37450](#) [74 06 180](#) [74 06 200](#)