

## P.C.B. Connector

- Tension Clamp
- 3.50mm Pitch
- 2...24 Poles
- Colour - Orange\*
- 1.5mm<sup>2</sup> max. wire size (flexible)
- 3.2mm P.C. pin length\*\*

\* Other colours available on request

\*\* 4.5mm P.C. pin length on request

### Technical Data

Insulating Material	PBT
Contact Spring Material/Plating	CuSn/SnPb
Contact Pin Material/Plating	CuZn/Sn
Flammability class	UL 94 V0

### Dimensions

Pitch	3.50mm
PCB Hole	Ø1.3 + 0.1mm
Insulation Stripping Length	10mm

### Conductor Clamping

Max. Clamping Range	0.08...1.5mm <sup>2</sup>
Solid	0.5...1.5mm <sup>2</sup>
Flexible	0.5...1.5mm <sup>2</sup>
AWG Conductors	No. 28...16

### VDE Rated Data

Rated Cross Section	1.5mm <sup>2</sup>
Rated Current	10A
Rated Voltage (Ins. Grp. C)	125Va.c./150Vd.c.
Rated Voltage (Ins. Grp. B)	250Va.c./300Vd.c.

### UL Rated Data

Rated Voltage	Industrial 300Va.c.
Rated Voltage	Commercial 250Va.c.
Rated Current	10A
Conductor Sizes	22...14AWG

### Ordering Data

Note:

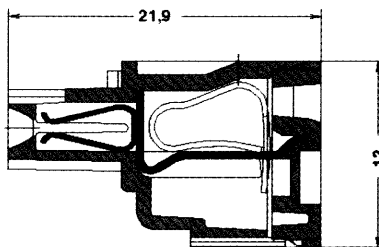

For the mounting of PCBs, it should be noted that the ratings in this catalogue relate only to Connectors. The necessary PCB creepage and clearance paths must be determined in accordance with VDE 0110b. The current capacity of the PCBs is to be observed according to DIN IEC 326 part 3.

### Accessories

Coding Piece	
Locking Latch (for use on SL)	
Marking Strips	8 way 1-8
Marking Strips	16 way 1-16
Marking Strips	24 way 1-24
Fixing Screw (for fixing Header to PCB)	

## BLZF 3.5/2...24

Free Socket  
Tension Clamp  
180° Cable Orientation



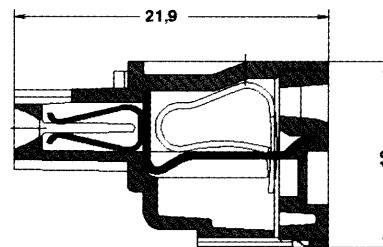

Poles	Description	Cat. No.
2	BLZF 3.5/2	169019
3	BLZF 3.5/3	169020
4	BLZF 3.5/4	169021
5	BLZF 3.5/5	169022
6	BLZF 3.5/6	169023
7	BLZF 3.5/7	169024
8	BLZF 3.5/8	169025
9	BLZF 3.5/9	169026
10	BLZF 3.5/10	169027
11	BLZF 3.5/11	169028
12	BLZF 3.5/12	169029
13	BLZF 3.5/13	169030
14	BLZF 3.5/14	169031
15	BLZF 3.5/15	169032
16	BLZF 3.5/16	169033
17	BLZF 3.5/17	169034
18	BLZF 3.5/18	169035
19	BLZF 3.5/19	169036
20	BLZF 3.5/20	169037
21	BLZF 3.5/21	169038
22	BLZF 3.5/22	169039
23	BLZF 3.5/23	169040
24	BLZF 3.5/24	169041

Description	Cat. No.
BL/SL 3.5 KO SW	161010

KSW 4 8/3.5W (1...8)	163019/0001
KSW 4 16/3.5W (1...16)	163015/0001
KSW 4 24/3.5W (1...24)	164041/0001

## BLZF 3.5/2...24F

Free Socket, with locking flange  
Tension Clamp  
180° Cable Orientation



Poles	Description	Cat. No.
2	BLZF 3.5/2F	169088
3	BLZF 3.5/3F	169089
4	BLZF 3.5/4F	169090
5	BLZF 3.5/5F	169091
6	BLZF 3.5/6F	169092
7	BLZF 3.5/7F	169093
8	BLZF 3.5/8F	169094
9	BLZF 3.5/9F	169095
10	BLZF 3.5/10F	169096
11	BLZF 3.5/11F	169097
12	BLZF 3.5/12F	169098
13	BLZF 3.5/13F	169099
14	BLZF 3.5/14F	169100
15	BLZF 3.5/15F	169101
16	BLZF 3.5/16F	169102
17	BLZF 3.5/17F	169103
18	BLZF 3.5/18F	169104
19	BLZF 3.5/19F	169105
20	BLZF 3.5/20F	169106
21	BLZF 3.5/21F	169107
22	BLZF 3.5/22F	169108
23	BLZF 3.5/23F	169109
24	BLZF 3.5/24F	169110

Description	Cat. No.
BL/SL 3.5 KO SW	161010

KSW 4 8/3.5W (1...8)	163019/0001
KSW 4 16/3.5W (1...16)	163015/0001
KSW 4 24/3.5W (1...24)	164041/0001

## P.C.B. Connector

- Screw Clamp
- 3.50mm Pitch
- 2...24 Poles
- Colour - Orange\*
- 1.5mm<sup>2</sup> max. wire size (flexible)
- 3.2mm P.C. pin length\*\*

\* Other colours available on request  
 \*\* 4.5mm P.C. pin length on request

### Technical Data

Insulating Material	PBT
Screw Clamp Material/Plating	Steel/ZncC
Contact Spring Material/Plating	CuSn/SnPb
Contact Pin Material/Plating	CuZn/Sn
Flammability class	UL 94 V0

### Dimensions

Pitch	3.50mm
PCB Hole	Ø1.3 + 0.1mm
Insulation Stripping Length	7mm
Clamping Screw Thread	M2

### Conductor Clamping

Max. Clamping Range	0.08...1.5mm <sup>2</sup>
Solid	0.5...1.5mm <sup>2</sup>
Flexible	0.5...1.5mm <sup>2</sup>
AWG Conductors	No. 28...16

### VDE Rated Data

Rated Cross Section	1.5mm <sup>2</sup>
Rated Current	12A
Rated Voltage (Ins. Grp. C)	125Va.c./150Vd.c.
Rated Voltage (Ins. Grp. B)	250Va.c./300Vd.c.

### UL Rated Data

Rated Voltage	Industrial 300Va.c.
Rated Voltage	Commercial 250Va.c.
Rated Current	10A
Conductor Sizes	22...14AWG

### Tightening Torque

Manual Screwdriver Type SD/SDI	0.25Nm
--------------------------------	--------

### Ordering Data

Note:

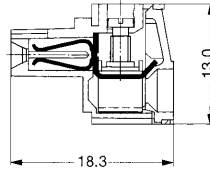

For the mounting of PCBs, it should be noted that the ratings in this catalogue relate only to Connectors. The necessary PCB creepage and clearance paths must be determined in accordance with VDE 0110b. The current capacity of the PCBs is to be observed according to DIN IEC 326 part 3.

### Accessories

Coding Piece	
Locking Latch (for use on SL)	
Marking Strips	8 way 1-8
Marking Strips	16 way 1-16
Marking Strips	24 way 1-24
Fixing Screw (for fixing Header to PCB)	
Screwdriver	

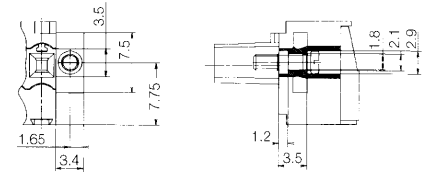
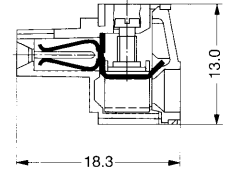

## BL 3.5/2...24

Free Socket  
 Standard Screw Clamp  
 180° Cable Orientation



## BL 3.5/2...24F

Free Socket, with locking flange  
 Standard Screw Clamp  
 180° Cable Orientation



Poles	Description	Cat. No.
2	BL3.5/2	159736
3	BL 3.5/3	159737
4	BL 3.5/4	159738
5	BL 3.5/5	159739
6	BL 3.5/6	159740
7	BL 3.5/7	159741
8	BL 3.5/8	159742
9	BL 3.5/9	159743
10	BL 3.5/10	159744
11	BL 3.5/11	159745
12	BL 3.5/12	159746
13	BL 3.5/13	159747
14	BL 3.5/14	159748
15	BL 3.5/15	159749
16	BL 3.5/16	159750
17	BL 3.5/17	162029
18	BL 3.5/18	162030
19	BL 3.5/19	162031
20	BL 3.5/20	162032
21	BL 3.5/21	162033
22	BL 3.5/22	162034
23	BL 3.5/23	162035
24	BL 3.5/24	162036

Cat. No.	Description	Cat. No.
BL/SL 3.5 KO SW		161010
KSW 4 8/3.5W (1...8)		163019/0001
KSW 4 16/3.5W (1...16)		163015/0001
KSW 4 24/3.5W (1...24)		164041/0001
SDI (0.4x2.5x75)		950251

Poles	Description	Cat. No.
2	BL 3.5/2F	160664
3	BL 3.5/3F	160665
4	BL 3.5/4F	160666
5	BL 3.5/5F	160667
6	BL 3.5/6F	160668
7	BL 3.5/7F	160669
8	BL 3.5/8F	160670
9	BL 3.5/9F	160671
10	BL 3.5/10F	160672
11	BL 3.5/11F	160673
12	BL 3.5/12F	160674
13	BL 3.5/13F	160675
14	BL 3.5/14F	160676
15	BL 3.5/15F	160677
16	BL 3.5/16F	160678
17	BL 3.5/17F	162076
18	BL 3.5/18F	162077
19	BL 3.5/19F	162078
20	BL 3.5/20F	162079
21	BL 3.5/21F	162080
22	BL 3.5/22F	162081
23	BL 3.5/23F	162082
24	BL 3.5/24F	162083

Description	Cat. No.
BL/SL 3.5 KO SW	161010
KSW 4 8/3.5W (1...8)	163019/0001
KSW 4 16/3.5W (1...16)	163015/0001
KSW 4 24/3.5W (1...24)	164041/0001
SDI (0.4x2.5x75)	950251

## X-ON Electronics

Largest Supplier of Electrical and Electronic Components

*Click to view similar products for [weidmuller](#) manufacturer:*

Other Similar products are found below :

[8924550000](#) [56956](#) [0133660000](#) [6720000227](#) [6720005111](#) [68676](#) [69718](#) [EXO24CH](#) [7760056106](#) [7760056348](#) [7940000218](#) [8005181001](#)  
[8008180000](#) [8432240000](#) [8463580000](#) [8545830000](#) [8689870000](#) [8705640000](#) [9001080000](#) [9003720000](#) [9004250000](#) [9004780000](#)  
[9013260000](#) [9014100000](#) [9019040000](#) [9026010000](#) [9028630000](#) [903708](#) [9037350000](#) [9046290000](#) [9129643500](#) [913155](#) [9159530000](#)  
[919656](#) [919764](#) [9202230000](#) [9202850000](#) [9456750000](#) [9457913000](#) [980811](#) [980826](#) [9912800003](#) [9916080000](#) [9916280012](#) [9918380000](#)  
[9919371205](#) [9919371224](#) [9925710000](#) [9927480024](#) [1166660000](#)