

## HSS-HF 3/4 11.0-17.0/50Y


**Weidmüller Interface GmbH & Co. KG**

Klingenbergstraße 26

D-32758 Detmold

Germany

[www.weidmueller.com](http://www.weidmueller.com)



Similar to illustration



The heat-shrinkable sleeve is printable on 2 sides and can be used for marking and insulating cables and wires. The flexible, heat-shrink material enables a firm, perfect fit around the conductor and therefore saves space.

### General ordering data

Version	Conductor and cable markers, 11 - 17 mm, 50.8 x 31.8 mm, yellow
Order No.	<a href="#">1961950000</a>
Type	HSS-HF 3/4 11.0-17.0/50Y
GTIN (EAN)	4032248642649
Qty.	1,250 pc(s).
compatible printer	<a href="#">2599430000</a> <a href="#">2599440000</a> <a href="#">1140490000</a>

Creation date January 25, 2021 11:56:53 AM CET

Catalogue status 15.01.2021 / We reserve the right to make technical changes.

**HSS-HF 3/4 11.0-17.0/50Y****Weidmüller Interface GmbH & Co. KG**

Klingenbergstraße 26

D-32758 Detmold

Germany

www.weidmueller.com

**Technical data****Dimensions and weights**

Depth	0.77 mm	Depth (inches)	0.03 inch
Height	50.8 mm	Height (inches)	2 inch
Net weight	2.68 g	Width	31.8 mm
Width (inches)	1.252 inch		

**Temperatures**

Operating temperature range	-55...105 °C
-----------------------------	--------------

**General data**

Colour	yellow	Halogen	No
Material	Polyolefine	Material colour according to resistance code	4
Operating temperature range	-55...105 °C	Operating temperature range, max.	105 °C
Operating temperature range, min.	-55 °C	Recommended industries	Transportation
Type of printing	neutral	Width	31.8 mm

**Conductor and cable markers**

Conductor O.D.	11 - 17 mm	Conductor O.D., max.	17 mm
Conductor O.D., min.	11 mm	Conductor cross-section, max.	70 mm <sup>2</sup>
Conductor cross-section, min.	35 mm <sup>2</sup>	Cross-section for connected wire	35 - 70 mm <sup>2</sup>
Halogen	No	Rate of shrinkage	2:1
Recommended shrinking temperature	90 °C	Text field height	30.54 mm
Text field width	50.8 mm		

**Classifications**

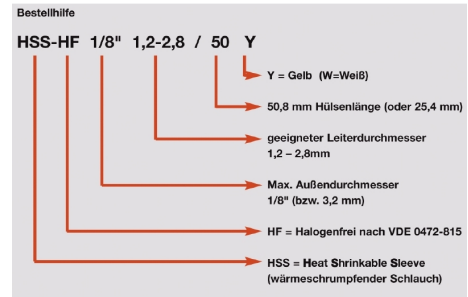

ETIM 6.0	EC001530	ETIM 7.0	EC001530
ECLASS 9.0	27-40-04-01	ECLASS 9.1	27-40-04-01
ECLASS 10.0	27-40-04-01	ECLASS 11.0	27-28-11-02

**Approvals**

ROHS	Conform
------	---------

**Downloads**

Approval/Certificate/Document of Conformity	<a href="#">NFX 70-100-1 2006 + NF X 70-100-2 2006</a> <a href="#">BS EN 45545-2 2013+A1 2015</a> <a href="#">BS EN ISO 4589-2 1999</a>
Engineering Data	<a href="#">STEP</a>
Engineering Data	<a href="#">EPLAN, WSCAD, Zuken E3.S</a>

**Data sheet****HSS-HF 3/4 11.0-17.0/50Y****Weidmüller Interface GmbH & Co. KG**  
Klingenbergstraße 26  
D-32758 Detmold  
Germany[www.weidmueller.com](http://www.weidmueller.com)**Drawings**

## X-ON Electronics

Largest Supplier of Electrical and Electronic Components

*Click to view similar products for [Wire Labels & Markers](#) category:*

*Click to view products by [Weidmuller](#) manufacturer:*

Other Similar products are found below :

[89078GBEST](#) [89082GBESR](#) [89082GBEST](#) [PCL025-4](#) [5761-2SF](#) [58400](#) [586R734H02](#) [M1.040.0000.6](#) [CRS-CM5M](#) [CRS-M18M](#) [CS1836-000](#) [CS8626-000](#) [CU6337-000](#) [CU6342-000](#) [CU6343-000](#) [CWD01-0](#) [CWD012-0](#) [CWD012-7](#) [CWD015-3](#) [CWD015-7](#) [CWD02-0](#) [CWD02-3](#) [CWD02-4](#) [CWD02-6](#) [CWD02-8](#) [CWD02-A](#) [CWD02-D](#) [CWD02-H](#) [CWD02-K](#) [CWD02-L](#) [CWD02-M](#) [CWD02-P](#) [CWD02-Q](#) [CWD02-R](#) [CWD02-U](#) [CWD02-W](#) [CWD02-Y](#) [CWD03-+](#) [CWD03-0](#) [CWD03-P](#) [CWD06-0](#) [CWD06-8](#) [CWD06-9](#) [CWD06-L](#) [CWD06-N](#) [CWD09-0](#) [CWD09-5](#) [CWD09-7](#) [6806810001](#) [CZ2857-000](#)