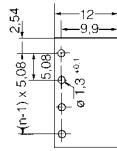


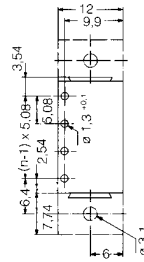
**SL 5.08/90 pin headers**  
tin-plated version



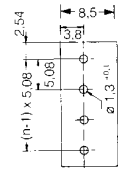

**SL 5.08/90B pin headers**  
tin-plated version



**B-Version**



**SL 5.08/180 pin headers**  
tin-plated version



**SL 5.08/2 ... 24/90**

Solder version, pin length 3,2 mm

No. of poles	Type	Cat.No.	Qty.
2	SL 5.08/2/90 3.2SN OR	150806	100
3	SL 5.08/3/90 3.2SN OR	150816	100
4	SL 5.08/4/90 3.2SN OR	150826	100
5	SL 5.08/5/90 3.2SN OR	150836	50
6	SL 5.08/6/90 3.2SN OR	150846	50
7	SL 5.08/7/90 3.2SN OR	150856	50
8	SL 5.08/8/90 3.2SN OR	150866	50
9	SL 5.08/9/90 3.2SN OR	150876	50
10	SL 5.08/10/90 3.2SN OR	150886	50
11	SL 5.08/11/90 3.2SN OR	150896	50
12	SL 5.08/12/90 3.2SN OR	150906	50
13	SL 5.08/13/90 3.2SN OR	150916	50
14	SL 5.08/14/90 3.2SN OR	150926	50
15	SL 5.08/15/90 3.2SN OR	150936	50
16	SL 5.08/16/90 3.2SN OR	150946	50
17	SL 5.08/17/90 3.2SN OR	150956	20
18	SL 5.08/18/90 3.2SN OR	150966	20
19	SL 5.08/19/90 3.2SN OR	150976	20
20	SL 5.08/20/90 3.2SN OR	150986	20
21	SL 5.08/21/90 3.2SN OR	150996	20
22	SL 5.08/22/90 3.2SN OR	151006	20
23	SL 5.08/23/90 3.2SN OR	151016	20
24	SL 5.08/24/90 3.2SN OR	151026	20

**SL 5.08/2 ... 24/90B**

Solder version, pin length 3,2 mm  
Lateral dovetail for mounting brackets

No. of poles	Type	Cat.No.	Qty.
2	SL 5.08/2/90B 3.2SN OR	151036	100
3	SL 5.08/3/90B 3.2SN OR	151046	100
4	SL 5.08/4/90B 3.2SN OR	151056	100
5	SL 5.08/5/90B 3.2SN OR	151066	50
6	SL 5.08/6/90B 3.2SN OR	151076	50
7	SL 5.08/7/90B 3.2SN OR	151086	50
8	SL 5.08/8/90B 3.2SN OR	151096	50
9	SL 5.08/9/90B 3.2SN OR	151106	50
10	SL 5.08/10/90B 3.2SN OR	151116	50
11	SL 5.08/11/90B 3.2SN OR	151126	50
12	SL 5.08/12/90B 3.2SN OR	151136	50
13	SL 5.08/13/90B 3.2SN OR	151146	50
14	SL 5.08/14/90B 3.2SN OR	151156	50
15	SL 5.08/15/90B 3.2SN OR	151166	50
16	SL 5.08/16/90B 3.2SN OR	151176	50
17	SL 5.08/17/90B 3.2SN OR	151186	20
18	SL 5.08/18/90B 3.2SN OR	151196	20
19	SL 5.08/19/90B 3.2SN OR	151206	20
20	SL 5.08/20/90B 3.2SN OR	151216	20
21	SL 5.08/21/90B 3.2SN OR	151226	20
22	SL 5.08/22/90B 3.2SN OR	151236	20
23	SL 5.08/23/90B 3.2SN OR	151246	20
24	SL 5.08/24/90B 3.2SN OR	151256	20

**SL 5.08/2 ... 24/180**

Solder version, pin length 3,2 mm

No. of poles	Type	Cat.No.	Qty.
2	SL 5.08/2/180 3.2SN OR	151726	100
3	SL 5.08/3/180 3.2SN OR	151736	100
4	SL 5.08/4/180 3.2SN OR	151746	100
5	SL 5.08/5/180 3.2SN OR	151756	50
6	SL 5.08/6/180 3.2SN OR	151766	50
7	SL 5.08/7/180 3.2SN OR	151776	50
8	SL 5.08/8/180 3.2SN OR	151786	50
9	SL 5.08/9/180 3.2SN OR	151796	50
10	SL 5.08/10/180 3.2SN OR	151806	50
11	SL 5.08/11/180 3.2SN OR	151816	50
12	SL 5.08/12/180 3.2SN OR	151826	50
13	SL 5.08/13/180 3.2SN OR	151836	50
14	SL 5.08/14/180 3.2SN OR	151846	50
15	SL 5.08/15/180 3.2SN OR	151856	50
16	SL 5.08/16/180 3.2SN OR	151866	50
17	SL 5.08/17/180 3.2SN OR	151876	20
18	SL 5.08/18/180 3.2SN OR	151886	20
19	SL 5.08/19/180 3.2SN OR	151896	20
20	SL 5.08/20/180 3.2SN OR	151906	20
21	SL 5.08/21/180 3.2SN OR	151916	20
22	SL 5.08/22/180 3.2SN OR	151926	20
23	SL 5.08/23/180 3.2SN OR	151936	20
24	SL 5.08/24/180 3.2SN OR	151946	20

**SL 5.08/2 ... 24/90**

Solder version, pin length 4,5 mm

No. of poles	Type	Cat.No.	Qty.
2	SL 5.08/2/90 4.5SN OR	151266	100
3	SL 5.08/3/90 4.5SN OR	151276	100
4	SL 5.08/4/90 4.5SN OR	151286	100
5	SL 5.08/5/90 4.5SN OR	151296	50
6	SL 5.08/6/90 4.5SN OR	151306	50
7	SL 5.08/7/90 4.5SN OR	151316	50
8	SL 5.08/8/90 4.5SN OR	151326	50
9	SL 5.08/9/90 4.5SN OR	151336	50
10	SL 5.08/10/90 4.5SN OR	151346	50
11	SL 5.08/11/90 4.5SN OR	151356	50
12	SL 5.08/12/90 4.5SN OR	151366	50
13	SL 5.08/13/90 4.5SN OR	151376	50
14	SL 5.08/14/90 4.5SN OR	151386	50
15	SL 5.08/15/90 4.5SN OR	151396	50
16	SL 5.08/16/90 4.5SN OR	151406	50
17	SL 5.08/17/90 4.5SN OR	151416	20
18	SL 5.08/18/90 4.5SN OR	151426	20
19	SL 5.08/19/90 4.5SN OR	151436	20
20	SL 5.08/20/90 4.5SN OR	151446	20
21	SL 5.08/21/90 4.5SN OR	151456	20
22	SL 5.08/22/90 4.5SN OR	151466	20
23	SL 5.08/23/90 4.5SN OR	151476	20
24	SL 5.08/24/90 4.5SN OR	151486	20

**SL 5.08/2 ... 24/90B**

Solder version, pin length 4,5 mm  
Lateral dovetail for mounting brackets

No. of poles	Type	Cat.No.	Qty.
2	SL 5.08/2/90B 4.5SN OR	151496	100
3	SL 5.08/3/90B 4.5SN OR	151506	100
4	SL 5.08/4/90B 4.5SN OR	151516	100
5	SL 5.08/5/90B 4.5SN OR	151526	50
6	SL 5.08/6/90B 4.5SN OR	151536	50
7	SL 5.08/7/90B 4.5SN OR	151546	50
8	SL 5.08/8/90B 4.5SN OR	151556	50
9	SL 5.08/9/90B 4.5SN OR	151566	50
10	SL 5.08/10/90B 4.5SN OR	151576	50
11	SL 5.08/11/90B 4.5SN OR	151586	50
12	SL 5.08/12/90B 4.5SN OR	151596	50
13	SL 5.08/13/90B 4.5SN OR	151606	50
14	SL 5.08/14/90B 4.5SN OR	151616	50
15	SL 5.08/15/90B 4.5SN OR	151626	50
16	SL 5.08/16/90B 4.5SN OR	151636	50
17	SL 5.08/17/90B 4.5SN OR	151646	20
18	SL 5.08/18/90B 4.5SN OR	151656	20
19	SL 5.08/19/90B 4.5SN OR	151666	20
20	SL 5.08/20/90B 4.5SN OR	151676	20
21	SL 5.08/21/90B 4.5SN OR	151686	20
22	SL 5.08/22/90B 4.5SN OR	151696	20
23	SL 5.08/23/90B 4.5SN OR	151706	20
24	SL 5.08/24/90B 4.5SN OR	151716	20

**SL 5.08/2 ... 24/180**

Solder version, pin length 4,5 mm

No. of poles	Type	Cat.No.	Qty.
2	SL 5.08/2/180 4.5SN OR	152186	100
3	SL 5.08/3/180 4.5SN OR	152196	100
4	SL 5.08/4/180 4.5SN OR	152206	100
5	SL 5.08/5/180 4.5SN OR	152216	50
6	SL 5.08/6/180 4.5SN OR	152226	50
7	SL 5.08/7/180 4.5SN OR	152236	50
8	SL 5.08/8/180 4.5SN OR	152246	50
9	SL 5.08/9/180 4.5SN OR	152256	50
10	SL 5.08/10/180 4.5SN OR	152266	50
11	SL 5.08/11/180 4.5SN OR	152276	50
12	SL 5.08/12/180 4.5SN OR	152286	50
13	SL 5.08/13/180 4.5SN OR	152296	50
14	SL 5.08/14/180 4.5SN OR	152306	50
15	SL 5.08/15/180 4.5SN OR	152316	50
16	SL 5.08/16/180 4.5SN OR	152326	50
17	SL 5.08/17/180 4.5SN OR	152336	20
18	SL 5.08/18/180 4.5SN OR	152346	20
19	SL 5.08/19/180 4.5SN OR	152356	20
20	SL 5.08/20/180 4.5SN OR	152366	20
21	SL 5.08/21/180 4.5SN OR	152376	20
22	SL 5.08/22/180 4.5SN OR	152386	20
23	SL 5.08/23/180 4.5SN OR	152396	20
24	SL 5.08/24/180 4.5SN OR	152406	20

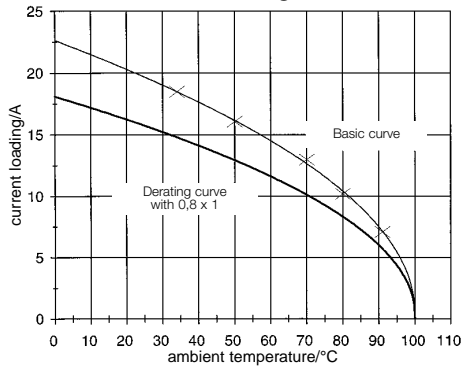
**Accessories**

Marking material, strain reliefs, coding elements, compartment dividing element see page 5/133

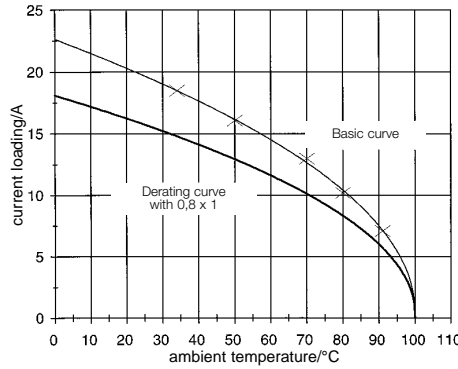
Cover hoods, locking latch, mounting bracket, floodlight indication see page 5/134

**P.C.B. Connectors, imperial pitch**  
**BLZ 5.08/SL 5.08 and BLZ 7.62/SL 7.62**

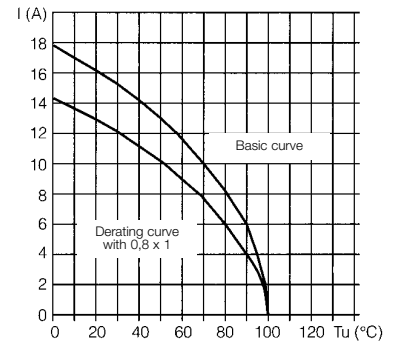
**Technical data / derating curves**



**SLS 5.08/2 with BLZ 5.08/2**  
**Conductor: H07V-K 2,5 mm<sup>2</sup>**



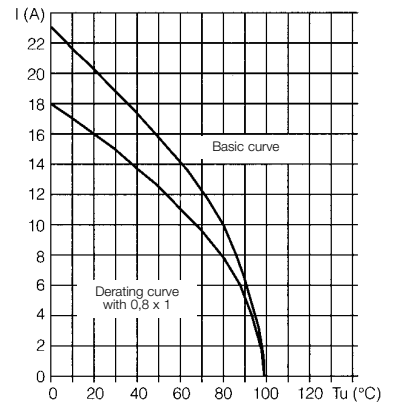
**SLS 5.08/24 with BLZ 5.08/24**  
**Conductor: H07V-K 2,5 mm<sup>2</sup>**



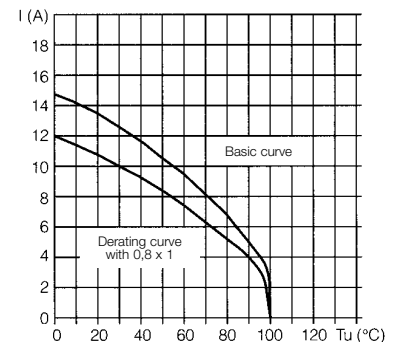
**BLZ 5.08/24 with SL 5.08/24/90,**  
**Conductor H07V-K 2,5 mm<sup>2</sup>**

**Technical data**

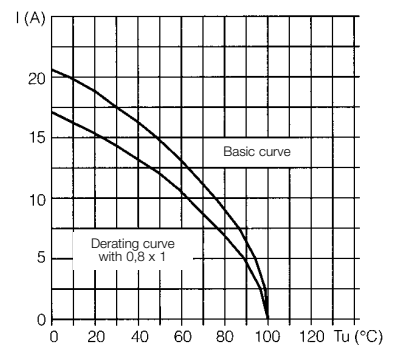
Material data	BLZ 5.08/SL 5.08/SLS 5.08	BLZ 7.62/SL 7.62	BLZ 5.08/90, 270
Insulation	PBT	PBT	PBT
Colour	orange <sup>1)</sup>	orange <sup>1)</sup>	orange <sup>1)</sup>
Temperature range	-20...+100 °C	-20...+100 °C	-20...+100 °C
Flammability class	UL 94 (V0)	UL 94 (V0)	UL 94 (V0)
Basic contact material	CuSn	CuSn	CuSn
contact plating	tin-plated <sup>2)</sup>	tin-plated <sup>2)</sup>	tin-plated <sup>2)</sup>
<b>Characteristic system value</b>			
Pitch	5,08 mm	7,62 mm	5,08 mm
Clearance	≥ 2,5 mm	≥ 4,5 mm	≥ 2,5 mm
Creepage path	≥ 4,0 mm	≥ 8,0 mm	≥ 4,0 mm
Polarisation connection	Screw connection/solder conn	Screw connection/solder conn	Screw connection
Solder pin length	3,2/4,5 mm	3,2/4,5 mm	
Mounting hole	ø 1,3 + 0,1 mm	ø 1,3 + 0,1 mm	
Insulation stripping length	7 mm	7 mm	7 mm
Clamping screw	M 2,5	M 2,5	M 2,5
Insulation resistance	≥ 10 MΩ	≥ 10 MΩ	≥ 10 MΩ
Through resistance	≤ 5,0 mΩ	≤ 5,0 mΩ	≤ 5,0 mΩ
<b>Connectable conductors</b>			
Max. clamping range	0,08...2,5 mm <sup>2</sup>	0,08...2,5 mm <sup>2</sup>	0,08...2,5 mm <sup>2</sup>
solid H05(07)V-U	0,5...2,5 mm <sup>2</sup>	0,5...2,5 mm <sup>2</sup>	0,5...2,5 mm <sup>2</sup>
flexible H05(07)V-K	0,5...2,5 mm <sup>2</sup>	0,5...2,5 mm <sup>2</sup>	0,5...2,5 mm <sup>2</sup>
with ferrules			
to DIN 46228/1	0,5...2,5 mm <sup>2</sup>	0,5...2,5 mm <sup>2</sup>	0,5...2,5 mm <sup>2</sup>
with plastic collar			
to DIN 46228/4	0,5...1,5 mm <sup>2</sup>	0,5...1,5 mm <sup>2</sup>	0,5...1,5 mm <sup>2</sup>
AWG-conductor	28...14	28...14	28...14
Gauge pin to			
EN 60947-1/10.91 Dimension	A3	A3	A3
<b>VDE rated data</b>			
Rated cross-section	2,5 mm <sup>2</sup>	2,5 mm <sup>2</sup>	2,5 mm <sup>2</sup>
Rated current	12 A <sup>3)</sup>	15 A <sup>3)</sup>	12 A <sup>3)</sup>
Current-carrying capacity	see derating curves <sup>4)</sup>	see derating curves <sup>4)</sup>	see derating curves <sup>4)</sup>
Reference voltage	250 V~ / 300 V~, group C	500 V~ / 600 V~, group C	250 V~ / 300 V~, group C
(to VDE 0110b 2.79)	380 V~ / 450 V~, group B	750 V~ / 900 V~, group B	380 V~ / 450 V~, group B
Test voltage	2,0 kV~	3,0 kV~	2,0 kV~
Rated torque	0,5 Nm	0,5 Nm	0,5 Nm
<b>UL rated data</b>			
Conductor sizes	22...12	22...12	22...12
Rated current	10 A	10 A	10 A
Rated voltage, industrial	300 V~	300 V~	300 V~
<b>Tightening torque</b>			
Screwdriver Type SD/SD <sup>5)</sup>			
<b>Approvals</b>	List on request	List on request	List on request



**BLZ 5.08/2 with SL 5.08/2/90,**  
**Conductor H07V-K 2,5 mm<sup>2</sup>**



**BLZ 5.08/16 with SL 5.08/16/135B,**  
**Conductor H07V-K 1,5 mm<sup>2</sup>**



**BLZ 7.62/12 with SL 7.62/12/90,**  
**Conductor H07V-K 2,5 mm<sup>2</sup>**

1) Other colours on request  
 2) Gold-plated on request  
 3) Based on 20°C ambient temperature, rated cross-section and maximum pole number  
 4) Additional derating curves on request  
 5) See section 9/tools for other versions

# P.C.B. Connectors, imperial pitch

## BLZ 5.08/SL 5.08

### Technical data/Derating curves

#### Technical data

Material data	BLT 5.08/SLT 5.08	BLC 5.08 / BLL 5.08	SLDF 5.08FL
Insulation	PBT	PBT	PBT
Colour	orange <sup>1)</sup>	orange <sup>1)</sup>	orange <sup>1)</sup>
Temperature range	-20...+100 °C	-20...+100 °C	-20...+100 °C
Flammability class	UL 94 (V0)	UL 94 (V0)	UL 94 (V0)
Basic contact material	CuSn	CuSn <sup>3)</sup>	CuSn
contact plating	tin-plated <sup>2)</sup>	tin-plated <sup>2)3)</sup>	tin-plated <sup>2)</sup>

#### Characteristic system value

	BLT 5.08/SLT 5.08	BLC 5.08 / BLL 5.08	SLDF 5.08FL
Pitch	5,08 mm	5,08 mm	5,08 mm
Clearance	≥ 2,5 mm	≥ 2,5 mm	≥ 2,5 mm
Creepage path	≥ 4,0 mm	≥ 4,0 mm	≥ 4,0 mm
Polarisation connection	Screw connection	Crimp conn./solder connect.	Solder-conn./tab connection
Solder pin length		3,2/4,5 mm	
Mounting hole		1,3 +0,1	
Insulation stripping length	13 mm	4 mm <sup>3)</sup> / -	
Clamping screw	M 2,5		
Insulation resistance	≥ 10 <sup>5</sup> MΩ	≥ 10 <sup>5</sup> MΩ	≥ 10 <sup>5</sup> MΩ
Through resistance	≤ 5,0 mΩ	≤ 5,0 mΩ	≤ 7,5 mΩ

#### Connectable conductors

	BLT 5.08/SLT 5.08	BLC 5.08 / BLL 5.08	SLDF 5.08FL
Max. clamping range	0,08...2,5 mm <sup>2</sup>	0,22...2,5 mm <sup>2)3)</sup> / -	0,13...2,5 mm <sup>2 6)</sup>
solid H05(07)V-U	0,5...2,5 mm <sup>2</sup>		0,13...2,5 mm <sup>2 6)</sup>
flexible H05(07)V-K	0,5...2,5 mm <sup>2</sup>	0,22...2,5 mm <sup>2)3)</sup> / -	0,13...2,5 mm <sup>2 6)</sup>
with ferrules			
to DIN 46228/1	0,5...1,5 mm <sup>2</sup>		
with plastic collar			
to DIN 46228/4	0,5...1,5 mm <sup>2</sup>		
AWG-conductor	28...14	22...14 <sup>3)</sup> / -	26...14 <sup>6)</sup>
Gauge pin to			
EN 60947-1/10.91 Dimension	A1		

#### VDE rated data

	BLT 5.08	SLT 5.08	BLC 5.08 / BLL 5.08	SLDF 5.08FL
Rated cross-section	1,5 mm <sup>2</sup>		2,5 mm <sup>2)</sup> / -	1,0 mm <sup>2 6)</sup>
Rated current	10 A <sup>4)</sup>		14 A <sup>3)4)</sup> / 10 <sup>4)</sup>	8 A (Löt), 12 A (tab. conn.) <sup>6)</sup>
Current-carrying capacity	see Derating curves <sup>5)</sup>		see Derating curves <sup>5) / 5)</sup>	see Derating curves <sup>5)</sup>
Reference voltage	250 V~ / 300 V~, group C		250 V~ / 300 V~, group C	250 V~ / 300 V~, group C
(to VDE 0110b 2.79)	380 V~ / 450 V~, group B		380 V~ / 450 V~, group B	380 V~ / 450 V~, group B
Test voltage	2,0 kV~		2,0 kV~ / 4,0 kV~	2,0 kV~
Rated torque	0,5 Nm			

#### UL rated data

	BLT 5.08	SLT 5.08	BLC 5.08 / BLL 5.08	SLDF 5.08FL
Conductor sizes	22...12	22...12	22...14 / -	
Rated current	10 A	10 A	10 A	10 A
Rated voltage industrial	300 V~	300 V~	300 V~	300 V~

#### Tightening torque

Screwdriver Type SD/SDI <sup>7)</sup>	BLT 5.08	SLT 5.08	BLC 5.08 / BLL 5.08	SLDF 5.08FL

#### Approvals

	BLT 5.08/SLT 5.08	BLC 5.08 / BLL 5.08	SLDF 5.08FL
List on request	List on request	List on request	List on request

1) Other colours on request

2) Gold-plated on request

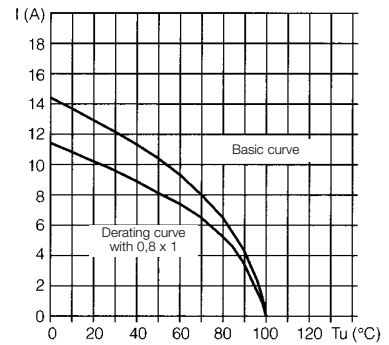
3) Depending on crimp contact used

4) Based on 20°C ambient temperature, rated cross-section and maximum pole number

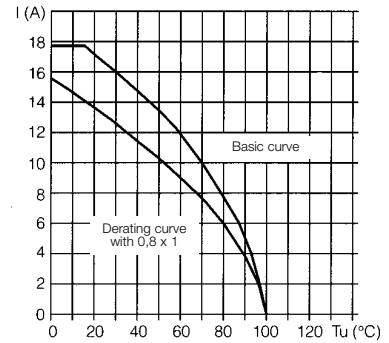
5) Additional derating curves on request

6) Solid and flexible solder connections up to 2.5 mm<sup>2</sup> with insulation / shrink sleeving or 2.8 mm tab carriers with insulated sleeves acc to DIN IEC 760

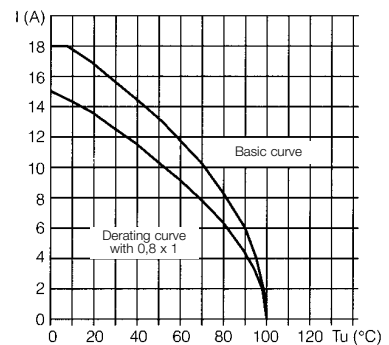
7) See section 9/tools for other versions



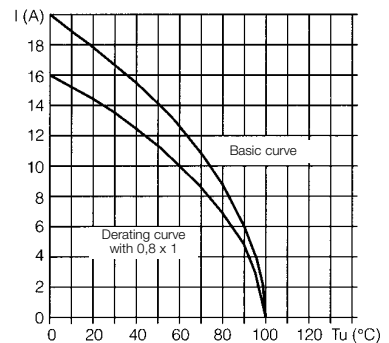
BLT 5.08/20 with SL 5.08/20/90,  
Conductor H07V-K 1,5 mm<sup>2</sup>



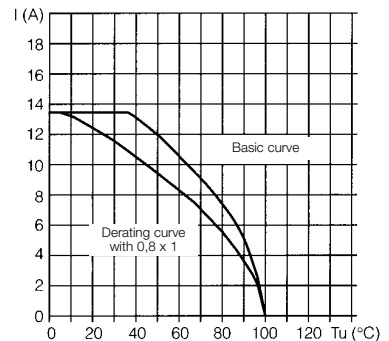
SLT 5.08/10 with BLZ 5.08/10,  
Conductor H07V-K 1,5 mm<sup>2</sup>



BLL 5.08/12/90 with SLT 5.08/12,  
Conductor H07V-K 1,5 mm<sup>2</sup>



BLC 5.08/16R with SL 5.08/16/90,  
Conductor H07V-K 2,5 mm<sup>2</sup>



SLDF 5.08/16FL with BLZ 5.08/16  
and 2,8 mm tin-plated sleeve,  
Conductor H05V-K 1,0 mm<sup>2</sup>

## X-ON Electronics

Largest Supplier of Electrical and Electronic Components

*Click to view similar products for [FFC & FPC Connectors](#) category:*

*Click to view products by [Weidmuller](#) manufacturer:*

Other Similar products are found below :

[HFW11R-1STE1H1LF](#) [FH29B-100S-0.2SHW\(99\)](#) [FA5S008HP1](#) [FH29B-120S-0.2SHW\(99\)](#) [FH29B-80S-0.2SHW\(99\)](#) [FHS-16](#) [FPH-2022G](#)  
[52610-1075](#) [52610-1275](#) [52610-1934](#) [XF3M\(1\)-1415-1B-R100](#) [501864-3091-TR225](#) [0525594033](#) [086210010340800](#) [086222026001800](#)  
[52271-2869-CUT-TAPE](#) [62674-201121DLF](#) [62684-36210E9ALF](#) [52610-1675](#) [52746-1671-TR250](#) [10051922-2810EHLF](#) [6-520415-9](#)  
[BD021-09A-A1-0350-0200-0550-LD](#) [SFV6R-1STE9HLF](#) [XF3M-2915-1B-R100](#) [1658549-1](#) [62674-221121ALF](#) [46214008010800](#)  
[046298003000883](#) [151660622](#) [842-816-2630-035](#) [AYF530665TA](#) [AYF351525](#) [046296011930846+](#) [AYF352325A](#) [046254020000800+](#)  
[FH19C-13S-0.5SH\(99\)](#) [FH39J-51S-0.3SHW\(99\)](#) [AYF355125A](#) [AYF530365TA](#) [FH29B-44S-0.2SHW\(99\)](#) [SFW5R-2STAE9LF](#) [AYF351125A](#)  
[AYF350725A](#) [62684-502100AHLF](#) [FH39-61S-0.3SHW\(99\)](#) [AYF414035A](#) [10064555-172520HLF](#) [AYF212335A](#) [504754-2500](#)