

Weller®

Desoldering & Rework Stations



COOPER Hand Tools

Content

Weller Desoldering & Rework stations

Weller Multi-Digital Rework Station WMD 3 (With In-Built Pump)	4
Weller Multi-Digital Hot Air Station WMD 1A (With In-Built Pump)	5
Weller Multi-Digital Desoldering Station WMD 1D (With In-Built Pump)	6
Weller Multi-Functional, Digital Desoldering Station WDD 161V	7
Weller Multi-Functional, Digital Desoldering Station WDD 81V	8
Weller Multi-Functional, Digital Hot Air Station WAD 101	9

Weller Flexibility.

Refer to the matrix to make your choice of connecting tools for the WMD 3, WMD 1A + D, WDD 161V, WDD 81V + VIL and WAD 101	10-11
--	--------------

Accessories

CSF Accessories for DS 80 (DS 80UNC), DSX 80, DSV 80 (DSV 80UNC), DSXV 80, DXV 80 and DSVT 80 for SMD's chip desoldering triplets for flat packs	12
Accessories For easier rework and repair, Weller has a large range of desoldering nozzles and soldering nozzles.	13

Hot Air Nozzle

Hot Air Nozzle for hot air pencil HAP 1	14
Hot Air Nozzles for hot air pencil HAP 1	15

Soldering Tips

Soldering Tips for soldering iron LR 82	16
Soldering Tips for soldering pencil LR 21	17
Soldering Tips for soldering pencil MLR 21	18
Soldering Tips for micro soldering pencil WMP	19
Soldering Tips for WSP 80, WSP 80IG, WSP 80FE and MPR 80	20
Soldering Tips for WSP 80, WSP 80IG, WSP 80FE and MPR 80	21
Soldering Tips for soldering iron WSP 150 for WT 50 and WTA 50 tweezer	22

Additional Safety Rests

Safety rests with Stop+Go Function Standard Safety rests	23
---	-----------

Matrix

Weller brings to the market an extended generation of versatile soldering/desoldering, SMD rework stations and tools. Performance has been increased with soldering irons and desoldering irons up to 150 W.

Choose between Weller stations with powerful in-built pumps, or smaller units without pumps that allow you to connect to your own factory line.

All Weller stations easily connect to a variety of new and existing Weller tools and accessories to provide even greater flexibility. The matrix below makes selection easy, and puts you firmly in control of all your workbench needs.



	WMD 3	WMD 1	WAD 101	WDD 81V	WDD 161V
 HAP 1 Hot Air Pencil (KH 20 Support for HAP 1)	■	■	■		
 DSX 80 Desoldering Iron 80 W (AK 20 Support for DSX 80)	■	■		■	■
 DXV 80 Desoldering Iron 80 W (AK V Support for DXV 80)	■	■		■	■
 LR 21 Soldering Pencil 50 W (KH 20 Support for LR 21)	■	■	■	■	■
 LR 82 Soldering Iron (KH 27 Support for LR 82)	■	■	■	■	■
 WSP 80 Micro Soldering Pencil (WPH 80 Support for WSP 80)	■	■	■	■	■
 WSP 80 IG Inert Gas Micro Soldering Pencil (WPH 81T Support for WSP 80 IG)			■		
 WSP 150 Soldering Iron 150 W (KH 27 Support for WSP 150)	■	■			■
 MPR 80 Antistatic Peritronic 80 W (KH 25P Support for MPR 80)	■	■	■	■	■
 WMP Micro Soldering Pencil 65 W (WPHM Support for WMP)	■	■	■	■	■
 WST 20 Thermal Wire Stripper 50 W (support included)	■	■	■	■	■
 WST 82 Thermal Wire Stripper 80 W (support included)	■	■	■	■	■
 WHP 80 Preheating Plate	■	■	■	■	■
 WTA 50 Tweezer (AK 51 Support for WTA 50)	■	■	■	■	■
 WSB 80 Solder Bath	■	■	■	■	■
 WSB 150 Solder Bath	■	■			■
 WCB 2 Calibration Unit	■	■	■	■	■

Weller Multi-Digital Rework Station WMD 3 (With In-Built Pump)




Weller WMD 3 state-of-the-art technology simultaneously provides multi-digital control of working temperatures when reworking conventional ICs and SMDs.

A soldering iron, desoldering iron and hot air pencil can all be operated simultaneously because of the WMD 3's in-built micro-processor that infinitely controls each tool's set temperature and airflow. The display visually monitors each chosen working temperature and times preset hot gas pencil operations.

Technical Data

Dimensions:	240 x 270 x 105 mm (W x D x H)
Line Voltage:	230 V, 50 Hz
Power Input:	310 W
Safety Class:	1 and 3
Fuse:	T 1,5 A located at the power entry module
Controlling Tolerance:	Soldering/Desoldering iron $\pm 2\%$ of the final value Hot air pencil $\pm 30^\circ\text{C}$
Temperature Control with zero Voltage cross switching:	Soldering/Desoldering iron continuously 50°C – 450°C (WSP 150 150°C – 550°C) Hot air pencil continuously 50°C – 550°C
Pump:	Max. low pressure 0,7 bar; max. conveyance 20 l/min Hot air: max. 10 l/min
Potential Balance:	Via 3,5 mm switch jack socket on the back of the unit



Weller Multi-Digital Hot Air Station WMD 1A (With In-Built Pump)

The multi application ability of this station makes it ideal for use in situations where the maximum amount of flexibility is required. The station has an in built pump to provide the air movement for the hot air pencil and the vacuum for the desoldering tool and can be used to rework both surface mounted and through hole components.

The WMD 1S control unit is the base and incorporates a micro processor controlled system to regulate the solder processes. The processor can also identify which tool is being used and calibrate the output automatically without the need for manual adjustment.

By use of the WCB 2 control box, additional functions can be programmed into the base unit such as, temperature lock, set back time, temperature offset, deg C/deg F, factory setting reset.

Technical Data

Dimensions:	240 x 270 x 105 mm (W x D x H)
Line Voltage:	230 V, 50 Hz
Power Input:	175 W
Safety Class:	1 and 3
Fuse:	Glass tube fuse Ø 5 x 20; T 800 mA located at the power entry module
Controlling Tolerance:	Soldering/Desoldering iron ± 2% of the final value Hot air pencil ± 30°C
Temperature Control with zero Voltage cross switching:	Hot air pencil continuously 50°C–550°C
Pump:	Max. low pressure 0,7 bar; max. conveyance 20 l/min Hot air: max. 10 l/min
Potential Balance:	Via 3,5 mm switch jack socket on the back of the unit
Foot switch connector:	over adapter as accessories



Weller Multi-Digital Desoldering Station WMD 1D (With In-Built Pump)

The multi application ability of this station makes it ideal for use in situations where the maximum amount of flexibility is required. The station has an in built pump to provide the vacuum for the desoldering tool and can be used to rework both surface mounted and through hole components.

The WMD 1S control unit is the base and incorporates a micro processor controlled system to regulate the

desolder processes. The processor can also identify which tool is being used and calibrate the output automatically without the need for manual adjustment.

By use of the WCB 2 control box, additional functions can be programmed into the base unit such as, temperature lock, set back time, temperature offset, deg C/deg F, factory setting reset.

Technical Data

Dimensions:	240 x 270 x 105 mm (W x D x H)
Line Voltage:	230 V, 50 Hz
Power Input:	175 W
Safety Class:	1 and 3
Fuse:	Glass tube fuse Ø 5 x 20; T 800 mA located at the power entry module
Controlling Tolerance:	Soldering/Desoldering iron $\pm 2\%$ of the final value Hot air pencil $\pm 30^{\circ}\text{C}$
Temperature Control with zero Voltage cross switching:	Soldering/Desoldering iron continuously $50^{\circ}\text{C} - 450^{\circ}\text{C}$, (WSP 150 $150^{\circ}\text{C} - 550^{\circ}\text{C}$) Hot air pencil $50^{\circ}\text{C} - 550^{\circ}\text{C}$
Pump:	Max. low pressure 0,7 bar; max. conveyance 20 l/min Hot air: max. 10 l/min
Potential Balance:	Via 3,5 mm switch jack socket on the back of the unit
Foot switch connector:	over adapter as accessories



Weller Multi-Functional, Digital Desoldering Station WDD 161V

The WDD 161V rework station is a dual output unit supplied with soldering and desoldering tools. It features a micro processor controlled system which allows independent temperature control of both tools. The station will automatically recognize the tool in use and calibrate itself for that tool. Vacuum for the desoldering tool is generated by an internal venturi driven from an external compressed air source.

The selected operating temperatures are displayed on a digital display switchable between tools. By use of the WCB 2 control box, additional functions can be pro-

grammed into the base unit such as, temperature lock, set back time, temperature offset, deg C/deg F, factory setting reset.



Technical Data

Dimensions:	115 x 166 x 101 mm (W x D x H)
Power Input:	165 W
Temperature Control:	Soldering/Desoldering iron continuously 50°C–450°C
Compressed Air:	Inlet pressure 500 KPA–600 KPA (58–87 psi) oil-free, dry compressed air
Compressed Air Converter:	Air consumption 35 l/min Vacuum 55 KPA (8 psi)
Compressed Air Connection:	Compressed air hose of 6 mm (0.24") external diameter
Safety Class:	1 (control unit), 3 (soldering tool)
Foot switch connector:	over adapter as accessories



Weller Multi-Functional, Digital Desoldering Station WDD 81V

The Weller WDD 81V Desoldering station features digital process control for exact temperature set. The in-built microprocessor circuitry automatically recognizes all Weller soldering irons and provides the optimal settings of the connected tool. The station comes with the DSX 80 Desoldering iron. A range of desoldering suction tiptlets enables solder to be removed from a wide variety of solder joints. The Weller CSF rework heads can also be

interchanged to provide total flexibility in the rework of most Flat Packs. An internal maintenance-free compressed air converter provides the vacuum for the desoldering iron. The WDD 81V requires a compressed air supply.

The Weller WCB 2 Calibration unit can be connected to the WDD 81V to further enhance programme setting or for PC interface.

Technical Data

Dimensions:	115 x 166 x 101 mm (W x D x H)
Power Input:	95 W
Temperature Control:	Soldering/Desoldering iron continuously 50°C–450°C
Compressed Air:	Inlet pressure 500 KPA–600 KPA (58–87 psi) oil-free, dry compressed air
Compressed Air Converter:	Air consumption 35 l/min Vacuum 55 KPA (8 psi)
Compressed Air Connection:	Compressed air hose of 6 mm (0.24") external diameter
Safety Class:	1 (control unit), 3 (soldering tool)
Foot switch connector:	over adapter as accessories

Multi-digital display shows the set and read temperature of the DSX 80 or other connected tool.

Microprocessor controlled channel. Automatically recognizes the DSX 80 and other connected tools and sets the appropriate control parameters.

Antistatic coating on housing meets ESD safety specifications

Mains switch.

Pilot light showing heating pulses.

Connector for vacuum.

"Longlife" tiptlets. Different interchangeable types available.



Holder AK 20 for DSX 80 desoldering iron.

Seven-pin connector for connecting the DSX and other soldering tools.

Connector for potential balance

DSX 80 Desoldering iron.

Finger switch to control vacuum.

Weller Multi-Functional, Digital Hot Air Station WAD 101

The Weller WAD 101 Hot air station features digital process control for accurate temperature set. The in-built microprocessor circuitry automatically recognizes all Weller soldering irons and provides the optimal settings of the connected tools as well as the HAP 1 that comes as standard with the station. A wide range of nozzles and tools makes the WAD 101 ideal in many soldering and desoldering applications of surface mount devices.

The WAD 101 requires a compressed air supply with oil-free, dry air or nitrogen (N₂) where the airflow is manually controlled.

The Weller WCB 2 Calibration unit can be connected to the WAD 101 to further enhance programme setting or PC interface.

Technical Data

Dimensions:	134 x 166 x 101 mm (W x D x H)
Power Input:	105 W
Temperature Control:	Hot air pencil 50°C–550°C
Flow Rate:	Approx. 0–10 l/min
Compressed Air:	Inlet pressure 400 KPA (58 psi) oil-free, dry compressed air or nitrogen (N ₂)
Compressed Air Connection:	Compressed air hose of 6 mm (0,24") external diameter
Safety Class:	1 (control unit), 3 (soldering tool)
Foot switch connector:	over adapter as accessories



WSP 80IG Inert Gas Soldering Iron

for lead free soldering



For use in applications when soldering under an atmosphere of inert gas is required (prevention of joint oxidation). Driven from the WAD 101 station, inert gas is fed through the heating element of the iron to envelop the solder joint. The station controls the temperature of the iron and regulates the volume of gas supplied. The Stop + Go bench holder will automatically start the gas flow when the iron is removed from the holder and stop the gas flow when the iron is replaced.

The Set consists of:

- WSP 80 IG soldering iron with inert gas connection
- Stop+Go support WPH 81T
- Soldering tip LT B
- Connection hose: soldering iron – power unit (1.5 m)

Technical data WSP 80IG:

Temperature range:	50°C–450°C
Power:	80 W
Soldering tips model:	LT series
Order No.	005 33 158 99

Weller Flexibility.

Refer to the matrix to make your choice of connecting tools for the WMD 3, WMD 1A + D, WDD 161V, WDD 81V + VIL and WAD 101 (see matrix page 2).

HAP 1 Hot air pencil

HAP 1
005 33 114 99



The HAP 1, 100W/24V, provides a directional hot airflow that is adjustable and static-free. Electronically temperature controlled from 50°C to 550°C. Different nozzles available as accessories. Finger switch controls speed adjustable pump. Hot air pencil set, consisting of HAP 1 with finger switch, KH 27 Support for pencil, nozzle 1,2 and 3,0 mm, key and nutdriver for nozzle changing.

DSX 80 Desoldering iron and service kit

DSX 80 (DS 80 UNC*)
005 33 138 99
(005 13 191 99)



An 80W/24V desoldering iron for electronics rework. Electronically temperature controlled. Micro-finger switch controls quick-start, fast action vacuum pump. Different interchangeable triplets, plus several CSF devices are available as accessories. DSX 80 set, consisting of DSX 80 Desoldering iron AK 20 Support, cleaning tool, glass collector, two desoldering nozzles, gasket, anti-bloc paste, filter.

DXV 80 Desoldering iron

DXV 80
005 13 181 99



Connectable to all 80W desoldering stations. Handle utilizes the nonreturnable tin collector to hold the extracted solder. Use off three less DX nozzles. DXV 80 set, consisting of DXV 80 Desoldering iron, and Support for iron.

LR 21 Antistatic soldering pencil

LR 21
005 33 112 99



Electronically temperature controlled 50W/24V soldering pencil. LR 21 set, consisting of LR 21 Antistatic soldering pencil, KH 20 Support for pencil.

LR 82 Antistatic soldering iron

LR 82
005 33 113 99



An 80W/24V soldering iron for high mass soldering. Dual sensor, electronically temperature controlled. LR 82 set, consisting of LR 82 Antistatic soldering iron, KH 27 Support for iron.

WSP 80 Micro soldering pencil

WSP 80
005 29 161 99



A micro soldering pencil, 80W/24V. This soldering pencil can be universally used in all situations from extremely delicate soldering to those where there is a greater temperature requirement. WSP 80 set, consisting of WSP 80 Micro soldering pencil with WPH 80 Support.

WSP 80IG Inert Gas Soldering Iron

WSP 80IG
005 33 158 99



For use in applications when soldering under an atmosphere of inert gas is required (prevention of joint oxidation). Driven from the WAD 101 station, inert gas is fed through the heating element of the iron to envelop the solder joint. The station controls the temperature of the iron and regulates the volume of gas supplied.

WSP 150 Soldering iron

WSP 150
005 33 135 99



The WSP 150, 150W/24V, soldering iron was specially developed for soldering tasks with extremely high heat requirements. The 150 W heater power combined with optimal transfer of heat to the soldering iron bit guarantee the high performance capability of the soldering iron. WSP 150 set, consisting of WSP 150 Soldering iron, KH 27 Support for iron.

WST 20 Thermal wire stripper with support

WST 20
005 25 030 99



The WST 20, 50W/24V, copes with all known thermoelastic plastics. Adjustable for a stripping length up to 30 mm. Additional blades available for stripping flat cables and shrinking.

WST 82 Thermal wire stripper with support

The WST 82 is the 80 W equipment of the WST 20. Adjustable for a stripping length up to 30 mm. Additional blades available for stripping flat cables and shrinking.

MPR 80 Antistatic Peritronic soldering pencil

MPR 80
005 33 131 99



An 80W Antistatic Peritronic soldering pencil that gives all-round vision when making intricate connections. Antistatic cord and handle. Electronically temperature controlled. Consists of MPR 80 Antistatic and KH 25P Support.

WMP Micro soldering pencil

WMP
005 33 155 99



The 65W micro pencil is up to the task with superior performance for both heat-up and thermal efficiency. Suitable to handle all micro components and fine pitch tasks. The WMP provides an extremely short tip-to-grip distance. The heater is integrated into the handle. When the tip wear out the heating element goes on. WMP set consisting of WMP micro soldering pencil and WPHM holder for WMP.

WHP 80 (80W/24V) Preheating plate

WHP 80
005 27 028 99



With a heating surface of 80 x 50 mm, they preheat IC boards prior to micro rework.

WTA 50 Tweezer

WTA 50
005 33 133 99



This tweezers is used to desolder SMD components. The tweezers has two moveable heating elements. WTA 50 set, consisting of WTA 50 Tweezers, AK 51 Support for Tweezers.

WSB 80 Solder bath


WSB 80
005 27 040 99



The WSB 80 is a very useful rework preparation tool. The solder bath is temperature controlled continuously from 50°C to 450°C via an existing 80W power source. The solder bath can be used to tin wire ends and clean leads of all extraneous solder particles in preparation for reworking. (Usable for lead free solder.)

WSB 150 Solder bath

WSB 150
005 27 042 99



The WSB 150 solder bath is optimally suited to tin coating and preparation of soldering components. It has a temperature range of 50°C–550°C with heat output of 150W, making the WSB solder bath an ideal accessory to the Weller WSD 150 soldering station. To guard against dripping solder residue, the solder bath is placed in a V2A tray, supplied as an optional extra. (Usable for lead free solder.)

WCB 2 Calibration unit


WCB 2
005 31 180 99



The intelligence of the digital Weller units can be further enhanced by being programmed by the WCB 2 Calibration unit. The WCB 2 feature temperature lock-out and off-set capabilities up to +40°C. The WCB 2 has the added ability to PC interface (RS 232) and a thermoelement type K and measuring tip.

CSF Accessories

for DS 80 (DS 80UNC), DSX 80, DSV 80 (DSV 80UNC), DSXV 80, DXV 80 and DSVT 80
for SMD's chip desoldering triplets for flat packs



DS 80 (DS 80UNC),
DSX 80

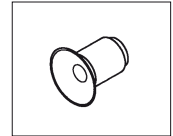
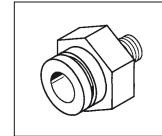
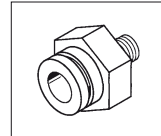
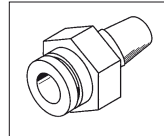
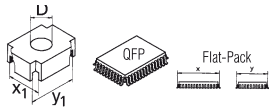


DSV 80 (DSV 80UNC),
DSXV 80, DXV 80




DXV 80

CSF-Q



x_1 , (mm) x y_1 , (mm) $x_1 > x + 0,3$ $y_1 > y + 0,3$	CSF-Head Order No.	Adaptor \varnothing	Adaptor for DSX 80, DSXV 80	Adaptor for DS 80, DSV 80	Adaptor for DS 80UNC, DSV 80UNC	Rubber insert (square)
12,0 x 12,0	005 87 417 33	6	005 87 418 03	005 87 417 15	005 87 417 88	005 87 137 99
12,0 x 14,5	005 87 417 34	6	005 87 418 03	005 87 417 15	005 87 417 88	005 87 137 99
12,7 x 12,7	005 87 417 35	6	005 87 418 03	005 87 417 15	005 87 417 88	005 87 137 99
17,0 x 17,0	005 87 417 36	11	005 87 418 04	005 87 417 16	005 87 417 89	005 87 137 98
17,0 x 23,0	005 87 417 37	16	005 87 418 05	005 87 417 17	005 87 417 90	005 87 137 98
19,6 x 19,6	005 87 417 38	11	005 87 418 04	005 87 417 16	005 87 417 89	005 87 137 98

CSF-QI



12,7 x 12,7	005 87 417 39	6	005 87 418 03	005 87 417 15	005 87 417 88	005 87 137 99
17,8 x 17,8	005 87 417 40	11	005 87 418 04	005 87 417 16	005 87 417 89	005 87 137 98
20,4 x 20,4	005 87 417 41	16	005 87 418 05	005 87 417 17	005 87 417 90	005 87 137 98
25,4 x 25,4	005 87 417 42	16	005 87 418 05	005 87 417 17	005 87 417 90	005 87 137 98
30,4 x 30,4	005 87 417 43	16	005 87 418 05	005 87 417 17	005 87 417 90	005 87 137 98

CSF-D



5,5 x 10,0	005 87 417 23	6	005 87 418 03	005 87 417 15	005 87 417 88	005 87 137 99
5,8 x 10,5	005 87 417 24	6	005 87 418 03	005 87 417 15	005 87 417 88	005 87 137 99
6,7 x 10,0	005 87 417 25	6	005 87 418 03	005 87 417 15	005 87 417 88	005 87 137 99
9,3 x 13,0	005 87 417 26	6	005 87 418 03	005 87 417 15	005 87 417 88	005 87 137 99
9,4 x 10,0	005 87 417 27	6	005 87 418 03	005 87 417 15	005 87 417 88	005 87 137 99
9,8 x 18,0	005 87 417 28	6	005 87 418 03	005 87 417 15	005 87 417 88	005 87 137 99
10,0 x 16,0	005 87 417 29	6	005 87 418 03	005 87 417 15	005 87 417 88	005 87 137 99
10,5 x 16,0	005 87 417 30	6	005 87 418 03	005 87 417 15	005 87 417 88	005 87 137 99
10,7 x 18,0	005 87 417 31	6	005 87 418 03	005 87 417 15	005 87 417 88	005 87 137 99
11,0 x 26,5	005 87 417 32	11	005 87 418 04	005 87 417 16	005 87 417 89	005 87 137 98

CSF-DI



9,0 x 18,0	005 87 417 44	6	005 87 418 03	005 87 417 15	005 87 417 88	005 87 137 99
------------	---------------	---	---------------	---------------	---------------	---------------

Accessories

For easier rework and repair, Weller has a large range of desoldering nozzles and soldering nozzles.

Threadless nozzles for desoldering iron DSX 80, DSXV 80 and DXV 80

The new X series nozzle feature a threadless fixture system whereby the nozzle is inserted into the head and locked into place by applying a 1/4 turn. This feature allows the nozzles to be quickly and easily exchanged and also improves the rate of thermal transfer from the head to the nozzle.



DSX 80

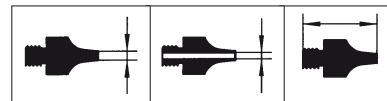


DSXV 80



DXV 80

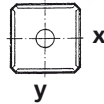
Nozzles for desoldering iron DSX 80, DSXV 80 and DXV 80



	Model	Description	mm	mm	mm	Order No.
	DX110	Nozzle	1,9	0,7	23	005 13 140 00
	DX111	Nozzle	2,5	0,7	23	005 13 141 00
	DX112	Nozzle	2,3	1,0	23	005 13 142 00
	DX113	Nozzle	2,5	1,2	23	005 13 143 00
	DX113HM	Nozzle with improved thermal transfer	2,5	1,2	23	005 13 150 00
	DX114	Nozzle	3,3	1,8	23	005 13 144 00
	DX115	Nozzle	1,9	0,7	23	005 13 145 00
	DX116	Nozzle	2,7	1,2	29	005 13 146 00
	DX117	Nozzle	2,9	1,5	23	005 13 147 00
	DX118	Nozzle	1,5	0,7	23	005 13 148 00
	DX119	Needle Tiplet with not wettable stainless steel tube for removal of solder bridges in connection with hot air pencil	1,1	0,7	31	005 13 151 00
	DX120	Nozzle without inside tube, for cleaning of SMD pads	2,5	1,1	22	005 13 152 00
	Measuring Nozzle	for temperature measurement with thermocouple 0.5	3,3	0,55	21,5	005 13 153 99
	Conus insert	cleaning tool				005 87 067 94
	Nozzle Set	DX 110-DX115				005 13 790 99

Hot Air Nozzles

for hot air pencil HAP 1

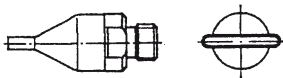
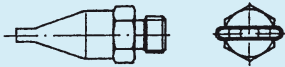
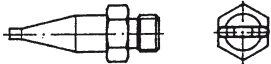
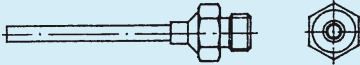
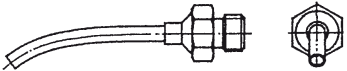
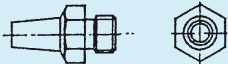
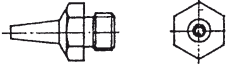

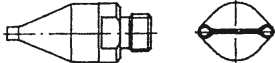



		Description	Dimensions (mm) x y	Type	Order No.
		Hot air nozzle	18,0 x 18,0	Q10	005 87 277 85
		four sides heated	16,0 x 16,0	SK 769A	005 87 278 16
		with hot plate	12,0 x 12,0	SK 709A	005 87 278 12
		Hot air nozzle	12,5 x 15,0	Q08	005 87 277 83
		four sides heated			
		with hot plate			
		Hot air nozzle	15,0 x 10,0	Q06	005 87 277 80
		four sides heated			
		with hot plate			
		Hot air nozzle	6,0 x 9,0	Q04	005 87 277 78
		four sides heated			
		with hot plate			
		Hot air nozzle	6,0 x 6,5	Q02	005 87 277 77
		four sides heated			
		with hot plate			
		Hot air nozzles	10,0 x 18,0	D10	005 87 277 84
		two sides heated			
		with hot plate			
		Hot air nozzle	15,0 x 10,0	D08	005 87 277 81
		two sides heated			
		with hot plate			
		Hot air nozzle	10,0 x 13,0	D06	005 87 277 82
		two sides heated			
		with hot plate			
		Hot air nozzle	10,5 x 10,5	D04	005 87 277 79
		two sides heated			
		with hot plate			
		Measuring nozzle	–	R01	005 87 278 08
		for thermo element			
		Ø 0,5 mm			

Hot Air Nozzles

for hot air pencil HAP 1

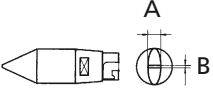
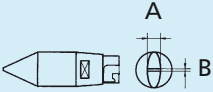
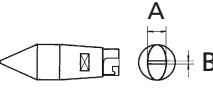
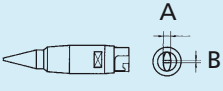
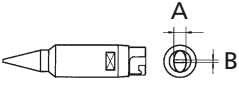
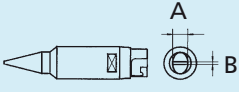
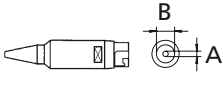
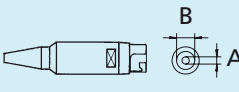
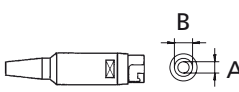




	Description	Dimensions (mm)	Type	Order No.
	Flat nozzle	12,0 x 1,5	F06	005 87 277 72
	Flat nozzle	10,5 x 1,5	F04	005 87 277 73
	Flat nozzle	8,0 x 1,5	F02	005 87 277 74
	Round nozzle long straight	Ø 2,0	R10	005 87 277 87
	Round nozzle long bent	Ø 2,0	R08	005 87 277 86
	Round nozzle	Ø 3,0	R06	005 87 278 22
	Round nozzle	Ø 1,2	R04	005 87 278 21
	Round nozzle	Ø 0,8	R02	005 87 278 23
	Dual nozzle	Ø 1,5 x 10,0	FD4	005 87 277 75
	Dual nozzle	Ø 1,5 x 8,0	FD2	005 87 277 76

Soldering Tips

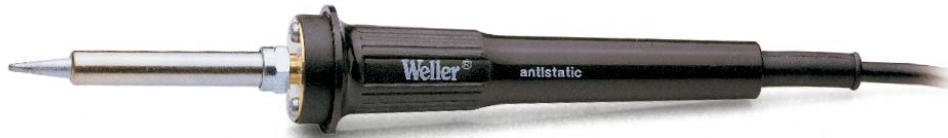
for soldering iron LR 82

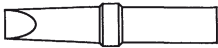







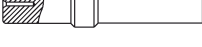




	Description	Width A	Thickness B	Type	Order No.
	Chisel	3,2 mm	1,0 mm	HT 1	005 44 260 99
	Chisel	5,2 mm	1,2 mm	HT 2	005 44 261 99
	Chisel	7,0 mm	1,2 mm	HT 3	005 44 262 99
	Chisel long	3,2 mm	1,0 mm	HT C	005 44 267 99
	Chisel long	4,6 mm	1,0 mm	HT D	005 44 268 99
	Chisel long	5,6 mm	1,0 mm	HT E	005 44 269 99
	Round	2,4 mm	8,3 mm	HT BS	005 44 264 99
	Round	3,2 mm	8,3 mm	HT CS	005 44 265 99
	Round	5,0 mm	8,3 mm	HT DS	005 44 266 99
	Measuring tip for thermo element Ø 0,5 mm	–	–	–	005 44 263 99
	Screw in tip	with M8 outerthread			005 44 270 99

Soldering Tips

for soldering pencil LR 21












	Description	Width	Type	Order No. for regular solder
	Chisel	0,8 mm 1,6 mm 2,4 mm 3,2 mm 4,6 mm 5,6 mm	ET H ET A ET B ET C ET D ET E	4 ET H 4 ET A 4 ET B 4 ET C 4 ET D 4 ET E
	Chisel long	1,2 mm 2,0 mm 3,2 mm	ET K ET L ET M	4 ET K 4 ET L 4 ET M
	Round tip, blunt	0,8 mm 2,4 mm 3,2 mm	ET P ET BS ET CS	4 ET P 4 ET BS 4 ET CS
	Round fine long	0,8 mm 0,4 mm	ET O ET S	4 ET O 4 ET S
	Chisel slim	1,6 mm	ET R	4 ET R
	Round stopped 45°	1,2 mm 2,4 mm 3,2 mm	ET F ET BB ET CC	4 ET F 4 ET BB 4 ET CC
	Chip soldering/ desoldering tip	2,5 x 1,5 mm 3,8 x 1,5 mm	ET SMD ET SMD	005 41 039 99 005 41 040 99
	Gull wing	–	ET GW	005 41 045 99
	ET Measuring tip for thermo element Ø 0,5 mm	–	–	005 24 750 99
	Screw in tip	with M5 outerthread		005 41 703 99
	ET - LT Adapter	for use LR21 LT series tips		005 87 207 81

If any other tips are required, use LT tips with ET/LT adapter.

Soldering Tips

for soldering pencil MLR 21




	Description	Width	Type	Order No.
	Micropoint	0,25 mm	MT 1	005 44 101 99
	Micropoint slim	0,25 mm	MT 1S	005 44 105 99
	Chisel slim	1,6 mm	MT 6	005 44 106 99
	Sloped	1,2 mm	MT 4	005 44 104 99
	Chisel	0,8 mm 1,6 mm 2,4 mm	MT H MT A MT B	005 44 112 99 005 44 110 99 005 44 111 99
	Chisel bent	0,8 mm	MT HX* *only with barrel nut	005 44 113 99 005 87 207 01
	Gull wing	Ø 2,0 mm	MT GW	005 44 119 99
	Measuring tip for thermo element Ø 0,5 mm	–	–	005 44 114 99
	MT - LT Adapter	for use MLR 21 with LT series tips		005 44 121 99

If any other tips are required, use LT tips with MT/LT adapter.

Soldering Tips

for micro soldering pencil WMP



	Description	Width A	Thickness B	Length C	Type/Order No.
	Chisel tip	0,8 mm	0,4 mm	8,4 mm	NTH
		1,2 mm	0,4 mm	8,4 mm	NTK
		1,6 mm	0,4 mm	8,4 mm	NTA
		1,6 mm	0,4 mm	9,5 mm	NT6
		2,4 mm	0,8 mm	7,4 mm	NTB
		3,2 mm	0,8 mm	7,8 mm	NTC
		4,0 mm	0,8 mm	7,8 mm	NTD
	Chisel tip, bent	0,4 mm	1,6 mm	8,2 mm	NTAX
	Round tip, bent	1,6 mm	0,8 mm	8,6 mm	NT1X
	Round tip	0,25 mm	–	7,4 mm	NT1
	Round tip slim	0,25 mm	–	8,5 mm	NT1S
	Round tip, sloped 45°	1,2 mm	–	9,9 mm	NT4
	Gull wing	2,0 mm	3,0 mm	13,4 mm	NTGW
	NT Measuring tip	–	–	–	NTMS

Soldering Tips

for WSP 80, WSP 80IG, WSP 80FE and MPR 80



WSP 80 (FE)



MPR 80

	Description	Width A	Thickness B	Length	Type	Order No.
	Chisel	0,8 mm	0,4 mm	11,5 mm	LT H	005 44 437 99
	Chisel*	0,8 mm	0,4 mm	11,5 mm	LT HHPB	005 44 430 99
	Chisel	1,6 mm	0,7 mm	11,5 mm	LT A	005 44 440 00
	Chisel*	1,6 mm	0,7 mm	11,5 mm	LT AHPB	005 44 431 99
	Chisel**	1,6 mm	0,7 mm	11,5 mm	LT ALF	005 44 470 00
	Chisel	2,4 mm	0,8 mm	11,5 mm	LT B	005 44 405 00
	Chisel*	2,4 mm	0,8 mm	11,5 mm	LT BHPB	005 44 432 99
	Chisel**	2,4 mm	0,8 mm	11,5 mm	LT BLF	005 44 446 00
	Chisel	3,2 mm	0,8 mm	11,5 mm	LT C	005 44 407 00
	Chisel**	3,2 mm	0,8 mm	11,5 mm	LT CLF	005 44 447 00
	Chisel	4,6 mm	0,8 mm	11,5 mm	LT D	005 44 409 99
	Chisel**	4,6 mm	0,8 mm	11,5 mm	LT DLF	005 44 448 00
	Chisel*	4,6 mm	0,8 mm	11,5 mm	LT DHPB	005 44 483 00
	Chisel long	1,2 mm	0,4 mm	19,0 mm	LT K	005 44 438 00
	Chisel long	2,0 mm	1,0 mm	19,0 mm	LT L	005 44 414 00
	Chisel long**	2,0 mm	1,0 mm	19,0 mm	LT LLF	005 44 476 00
	Chisel long	3,2 mm	1,2 mm	19,0 mm	LT M	005 44 415 00
	Chisel long**	3,2 mm	1,2 mm	19,0 mm	LT MLF	005 44 477 00
	Chisel bent	0,8 mm	0,4 mm	16,5 mm	LT HX	005 44 420 99
	Chisel bent	1,6 mm	0,7 mm	16,5 mm	LT ALX	005 44 443 00
	Chisel bent	2,4 mm	0,8 mm	16,5 mm	LT BX	005 44 442 00
	Chisel bent**	3,2 mm	0,8 mm	16,5 mm	LT MXLF	005 44 469 00
	Chisel bent	1,6 mm	0,8 mm	12,5 mm	LT AX	005 44 427 00
	Chisel bent**	1,6 mm	0,8 mm	12,5 mm	LT AXLF	005 44 480 00
	Round slim	Ø 0,2 mm	1,6 mm	13,0 mm	LT 1S	005 44 436 99
	Round	Ø 0,25 mm		12,0 mm	LT 1	005 44 435 99
	Round	Ø 1,6 mm		12,0 mm	LT AS	005 44 404 00
	Round**	Ø 1,6 mm		12,0 mm	LT ASLF	005 44 471 00
	Round	Ø 3,2 mm		12,0 mm	LT CS	005 44 411 00
	Round**	Ø 3,2 mm		12,0 mm	LT CSLF	005 44 474 00
	Round slim bent	Ø 2,0 mm	Ø 0,4 mm	20,5 mm	LT 1SLX	005 44 426 99
	Round bent 30°	Ø 1,2 mm		15,0 mm	LT 4X	005 44 428 00
	Round bent 30°	Ø 0,4 mm		11,0 mm	LT 1X	005 44 425 99
	Round sloped 45° slim	Ø 1,2 mm		13,5 mm	LT 4	005 44 439 99
	Round sloped 45°	Ø 1,2 mm		11,0 mm	LT F	005 44 408 00
	Round sloped 45° long	1,6 mm	4,0 mm	16,5 mm	LT AALF	005 44 487 00
	Round sloped 45° long	2,4 mm	4,0 mm	16,5 mm	LT BB	005 44 444 00
	Round sloped 45° long**	2,4 mm	4,0 mm	17,0 mm	LT BBLF	005 44 472 00
	Round sloped 45° long	3,2 mm	6,0 mm	16,0 mm	LT CC	005 44 445 00
	Round sloped 45° long**	3,2 mm	6,0 mm	16,2 mm	LT CCLF	005 44 473 00
	Round sloped 45° long**	4,6 mm	6,0 mm	19,0 mm	LT DDLF	005 44 478 00

Soldering Tips

for WSP 80, WSP 80IG, WSP 80FE and MPR 80



WSP 80 (FE)



MPR 80

	Description	Width A	Thickness B	Length	Type	Order No.
	Conical long	Ø 0,2 mm		19,0 mm	LT 1L	005 44 423 99
	Conical long	Ø 0,4 mm		19,0 mm	LT S	005 44 406 99
	Conical long**	Ø 0,6 mm		19,0 mm	LT TLF	005 44 482 00
	Conical long**	Ø 1,0 mm		19,0 mm	LT OLF	005 44 492 00
	Conical long bent	Ø 0,2 mm		24,0 mm	LT 1LX	005 44 424 99
	Gull wing 45°	Ø 2,3 mm	3,2 mm	17,0 mm	LT GW	005 44 410 00
	Gull wing 45°**	Ø 2,3 mm	3,2 mm	17,0 mm	LT GWLF	005 44 475 00
	Knife tip**	6,2 mm		16,0 mm	LT KNLF	005 44 479 00
	LT Measuring tip for thermo element Ø 0,5 mm					005 44 416 00
	LT Screw in tip with M4 thread					005 44 449 99

* **HPB solder** = solder with high consumption of lead for special applications

** **Lead free solder** = the LF soldering tips have thicker layer of iron. This improves the lifetime and makes them ideal for working with lead free solder. Regular soldering tips can be used with lead free solder but it reduces their lifetime for physical reasons.

SMT soldering tip for reworks on SMT components

	Description	Width A	Thickness B	Length C	Type	Order No.
	Blade	10,4 mm	0,6 mm	7,1 mm	LT SMT01	LTSMT01
	Blade	16,8 mm	0,6 mm	7,1 mm	LT SMT02	LTSMT02
	Blade	20,8 mm	0,6 mm	7,1 mm	LT SMT03	LTSMT03
	Slot	1,8 mm	3,4 mm	1,8 mm	LT SMT04	LTSMT04
	Slot	1,5 mm	2,3 mm	1,8 mm	LT SMT05	LTSMT05
	Slot	2,5 mm	1,7 mm	1,4 mm	LT SMT06	LTSMT06
	Slot	2,3 mm	4,5 mm	1,8 mm	LT SMT07	LTSMT07
	Tunnel	4,6 mm	5,1 mm	2,3 mm	LT SMT08	LTSMT08
	Tunnel	10,4 mm	5,1 mm	2,3 mm	LT SMT09	LTSMT09
	Tunnel	11,5 mm	6,9 mm	2,3 mm	LT SMT10	LTSMT10
	Tunnel	13,2 mm	9,5 mm	3,2 mm	LT SMT11	LTSMT11
	Tunnel	15,8 mm	9,5 mm	3,2 mm	LT SMT12	LTSMT12
	Tunnel	18,3 mm	9,5 mm	3,2 mm	LT SMT13	LTSMT13
	Tunnel	18,8 mm	9,0 mm	3,2 mm	LT SMT14	LTSMT14
	Quad	2,7 mm	7,7 mm	3,8 mm	LT SMT15	LTSMT15
	Quad	10,4 mm	10,4 mm	3,8 mm	LT SMT16	LTSMT16
	Quad	12,7 mm	12,7 mm	3,8 mm	LT SMT17	LTSMT17
	Quad	13,7 mm	8,6 mm	3,8 mm	LT SMT18	LTSMT18
	Quad	19,1 mm	19,1 mm	3,8 mm	LT SMT19	LTSMT19
	Quad	23,2 mm	17,3 mm	3,8 mm	LT SMT20	LTSMT20
	Quad	24,5 mm	24,5 mm	3,8 mm	LT SMT21	LTSMT21
	Quad	29,6 mm	29,6 mm	3,8 mm	LT SMT22	LTSMT22

Soldering Tips



WSP 150



WTA 50

For soldering iron WSP 150

	Description	Width A	Thickness B	Type	Order No.
	Chisel	3,2 mm	1,2 mm	LHT C	005 44 455 99
		4,7 mm	1,8 mm	LHT D	005 44 452 99
		6,7 mm	1,8 mm	LHT E	005 44 451 99
		9,3 mm	1,8 mm	LHT F	005 44 450 99
	Chisel bent	5 mm	2 mm	LHT DX	005 44 462 99
		7 mm	2 mm	LHT EX	005 44 461 99
		10 mm	2 mm	LHT FX	005 44 460 99
	Sloped 45° for solar panel production	–	–	LHT D45	005 44 456 00
	LHT Measuring tip for thermo element Ø 0,5 mm	–	–	–	005 44 453 99

For WT 50 and WTA 50 tweezers

	Tip set bent 45°	0,5 mm	0,5 mm	WTA 1S	005 44 145 99
	Tip set bent 45°	1,0 mm	0,5 mm	WTA 1	005 44 141 99
	Tip set bent 45°	3,0 mm	0,5 mm	WTA 2	005 44 146 99
	Tip set bent 45°	6,0 mm	0,5 mm	WTA 3	005 44 147 99
	Tip set	12,5 mm	0,5 mm	WTA 4	005 44 143 99
	Tip set	18,5 mm	0,5 mm	WTA 5	005 44 144 99
	Tip set vertical use	1,0 mm	0,5 mm	WTA 11	005 44 152 99
	Tip set vertical use	3,0 mm	0,5 mm	WTA 12	005 44 153 99

Additional Safety Rests

Safety rests with Stop+Go Function

The safety rests with Stop+Go function have an integrated micro switch which is activated when the soldering iron is picked up or put down. The operator can decide between an immediate or delayed (20 min) temperature reduction (SETBACK) to 150°C (300°F) and programme the power unit accordingly. The SETBACK time can be changed with the optional calibration box WCB 2. The temperature reduction extends the lifetime of the tips.

When working with the inert gas soldering iron WSP 80IG together with the hot air station WAD 101 the Stop+Go safety rest will start and stop the inert gas flow. All Weller digital soldering stations and the WAD 101 hot air station automatically recognize the Stop+Go safety rests.



WPHT (WPHT)
Safety rests with Stop+Go Function for WMP

WPH 81T (005 15 144 99)
Safety rests with Stop+Go Function for WSP 80, WSP 80IG und MPR 80

Standard Safety rests

complete with sponge

AK 1 (005 15 010 99)



Support for DSX 80 (DS 80UNC) Desoldering iron, HAP 1 Hot air pencil, LR 21 and LR 82 Antistatic soldering pencils

AK 20 (005 15 030 99)



Support for DSX 80 (DS 80 UNC) Desoldering iron and HAP 1 Hot air pencil

AK 21 (005 15 012 99)



Support for MPR 80 Peritronic soldering pencil

AK 51 (005 15 042 99)



Support for WTA 50 Tweezer

AKV (005 15 038 99)



Support for DSVT80 and DSXV 80 (DSV 80UNC) Desoldering iron

KH 15 (005 15 019 99)



Support for MLR 21 Micro soldering pencil

KH 20 (005 15 020 99)



Support for LR 21 Antistatic soldering pencil and HAP 1 Hot air pencil

KH 25P (005 15 033 99)



Support for MPR 80 Peritronic soldering pencil

KH 27 (005 15 027 99)



Support for LR 82 Soldering iron, HAP 1 and WSP 150

WPH 80 (005 15 140 99)



Support for WSP 80 Micro soldering pencil

WPHM (WPHM)



support for WMP micro soldering pencil

Sponge (005 22 419 99) 5 pcs.



70 x 55 x 16 mm



WMD 3

Consists of:

- Power unit

Order No.: 005 33 026 99
(UK: 005 33 023 99)



WMD 1A

Consists of:

- Power unit WMD 1S 005 33 286 99
(UK: 005 33 283 99)
- Hot air pencil HAP 1 005 27 115 99
- Holder KH 27 005 15 027 99
- Nozzle R 04 005 87 278 21
- Nozzle R 06 005 87 278 22
- Cleaning set 005 13 500 99

Order No.: 005 33 306 99
(UK: 005 33 303 99)



WMD 1D

Consists of:

- Power unit WMD 1S 005 33 286 99
(UK: 005 33 283 99)
- Desoldering iron DSX 80 005 13 190 99
- Holder AK 20 005 15 030 99
- Nozzle DX 112 005 13 142 99
- Nozzle DX 113 005 13 143 99
- Cleaning set 005 13 500 99
- Replacement glass tube 005 13 605 00

Order No.: 005 33 326 99
(UK: 005 33 323 99)



WDD 161V

Consists of:

- Power unit PUDD 161V 005 32 886 99
(UK: 005 32 883 99)
- Desoldering iron DSX 80 005 13 190 99
- Soldering pencil WSP 80 005 29 161 99
- Holder AK 20 005 15 030 99
- Holder WPH 80 005 15 146 99
- Nozzle DX 112 005 13 142 99
- Nozzle DX 113 005 13 143 99
- Cleaning set 005 13 500 99
- Replacement glass tube 005 13 605 00

Order No.: 005 32 806 99
(UK: 005 32 803 99)



WDD 81V

Consists of:

- Power unit PUDD 81V 005 32 586 99
(UK: 005 32 583 99)
- Desoldering iron DSX 80 005 13 190 99
- Holder AK 20 005 15 030 99
- Nozzle DX 112 005 13 142 99
- Nozzle DX 113 005 13 143 99
- Cleaning set 005 13 500 99
- Replacement glass tube 005 13 605 00

Order No.: 005 32 566 99
(UK: 005 32 563 99)



PUDD 81V

Consists of:

- Power unit PUDD 81V

Order No.: 005 32 586 99
(UK: 005 32 583 99)



WAD 101

Consists of:

- Power unit
- Hot air pencil HAP 1 005 27 115 99
- Holder KH 27 005 15 027 99
- Nozzle R 04 005 87 278 21
- Nozzle R 06 005 87 278 22
- Cleaning set 005 13 500 99

Order No.: 005 32 666 99
(UK: 005 32 663 99)

COOPER Hand Tools

Campbell® CaulkMaster® Crescent® Diamond® Erem® Kahnetics® Lufkin®
Nicholson™ Plumb® H.K.Porter® Weller® Wire-Wrap® Wiss® Xcelite®

GERMANY
Cooper Tools GmbH
Carl-Benz-Str. 2
74354 Besigheim
Tel: (07143) 580-0
Fax: (07143) 580-108

FRANCE
Cooper Tools S.A.
25 Avenue Maurice Chevalier
77832 Ozoir-la-Ferrière
Tél: (1) 60.18.55.40
Fax: (1) 64.40.33.05

GREAT BRITAIN
Cooper Tools Ltd.
Suite 15, Coniston House
Towne Centre
Washington, Tyne & Wear
NE38 7RN
Tel: (0191) 419 7700
Fax: (0191) 417 9421

ITALY
Cooper Italia S.p.A.
Viale Europa 80
20090 Cusago (MI)
Tel: (02) 9033101
Fax: (02) 90394231

SWITZERLAND
Erem S.A.
Rue de la Roselière 8
1400 Yverdon les Bains
Tel: (024) 426 12 06
Fax: (024) 425 09 77

X-ON Electronics

Largest Supplier of Electrical and Electronic Components

Click to view similar products for [Soldering Irons](#) category:

Click to view products by [Weller](#) manufacturer:

Other Similar products are found below :

[0052918099](#) [918100-TE](#) [PTTC-802](#) [SFV-DRK30AR](#) [SMTC-0167](#) [SMTC-1121](#) [SMTC-1169-PK](#) [SMTC-588](#) [SMTC-8170](#) [AC-CK1](#) [AC-CK2](#) [SSC-625A](#) [SSC-626A](#) [SSC-638A](#) [SSC-726A](#) [SSC-774A](#) [FG-BVX](#) [STTC-042](#) [STTC-114](#) [STV-CH24A](#) [PHT-753077](#) [PTK7-B](#) [RTW3MS](#) [SCP-CH25](#) [SFP-DRH05](#) [SMTC-113](#) [SMTC-160-PK](#) [SMTC-1BL250](#) [SSC-645A](#) [SSC-671A](#) [SSC-713A](#) [SSC-742A](#) [SSC-745A](#) [SSC-770A](#) [SSC-772A](#) [STTC-120](#) [STTC-513](#) [STTC-545](#) [STTC-547](#) [TATC-609](#) [T0054487399](#) [T0054474199](#) [T0054442699](#) [T0054440899](#) [SMTC-004](#) [T0054441099](#) [T0054440699](#) [T0054440499](#) [PTTC-801B](#) [RPS-1](#)