

MOLDING POWER INDUCTORS

1. Features

- High rated current
- Frequency up to 3 MHz
- 125°C maximum total temperature operation
- Low core loss
- Ultra low buzz noise due to molding construction
- Halogen Free & ROHS compliant

2. Applications

- Laptops and PCs
- Switch and servers
- Base stations
- DC/DC converters
- Battery powered devices
- SSD modules



3. Product Identification

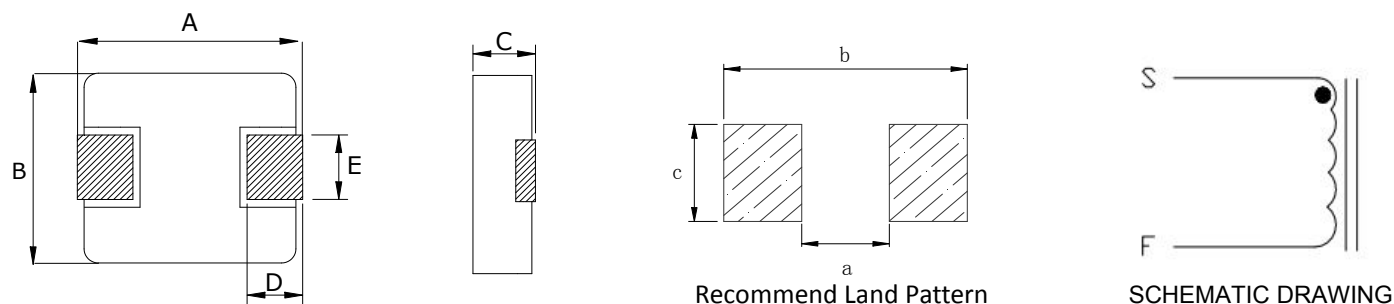
YT/YTA XXXX --- XXX M
① ② ③ ④

- ① Series name
- ② Dimensions and shape (0412~1260)
- ③ Inductance Value
- ④ Inductance Tolerance (M= ± 20%)

淮安市文善（文盛）电子有限公司
HuaiAn Wenshan (wensheng) electronics Co., Ltd
江苏省淮安市工业园区藏军洞路 53 号
No.53 ,Cangjundong road ,Huai'an Industrial Park
HUIAI'AN Section ,HUIAI'AN CITY ,Jiangsu Province
TEL: 0517-85899956
FAX: 0517-85899328
E-mail: buyer@hawensheng.com

淮安文善（文盛）电子有限公司
HuaiAn Wenshan (Wensheng) Electronics Co., Ltd

4. Dimensions (unit:mm)



| series | A | B | C | D | E | a typ | b typ | c typ |
|---------|------------|----------|---------|---------|-------------|-------|-------|-------|
| YTA0412 | 4.4±0.35 | 4.2±0.25 | 1.0±0.2 | 0.8±0.3 | 2.0±0.3 | 2.2 | 5.2 | 2.5 |
| YTA0420 | 4.4±0.35 | 4.2±0.25 | 1.8±0.2 | 0.8±0.3 | 2.0±0.3 | 2.2 | 5.2 | 2.5 |
| YTA0518 | 5.4±0.35 | 5.2±0.2 | 1.6±0.2 | 1.2±0.2 | 2.2±0.3 | 2.2 | 6 | 2.5 |
| YTA0520 | 5.4±0.35 | 5.2±0.2 | 1.8±0.2 | 1.2±0.2 | 2.2±0.3 | 2.2 | 6 | 2.5 |
| YTA0530 | 5.4±0.35 | 5.2±0.2 | 2.8±0.2 | 1.2±0.2 | 2.2±0.3 | 2.2 | 6 | 2.5 |
| YTA0618 | 7.0±0.3 | 6.6±0.2 | 1.6±0.2 | 1.6±0.3 | 3.0±0.3 | 3.7 | 8.4 | 3.5 |
| YTA0624 | 7.0±0.3 | 6.6±0.2 | 2.2±0.2 | 1.6±0.3 | 3.0±0.3 | 3.7 | 8.4 | 3.5 |
| YT0630 | 7.0±0.3 | 6.6±0.2 | 2.8±0.2 | 1.6±0.3 | 3.0±0.3 | 3.7 | 8.4 | 3.5 |
| YT0640 | 7.0±0.3 | 6.6±0.2 | 3.8±0.2 | 1.6±0.3 | 3.0±0.3 | 3.7 | 8.4 | 3.5 |
| YT0650 | 7.0±0.3 | 6.6±0.2 | 4.8±0.2 | 1.6±0.3 | 3.0±0.3 | 3.7 | 8.4 | 3.5 |
| YT1040 | 11.5MAX | 10.0±0.3 | 3.8±0.2 | 2.0±0.5 | 3.0±0.5 | 5.4 | 13.6 | 4.1 |
| YT1240 | 13.45±0.35 | 12.8±0.5 | 4.0MAX | 2.0±0.5 | See Remarks | 8.0 | 14.5 | 5.5 |
| YT1250 | 13.45±0.35 | 12.6±0.3 | 4.8±0.2 | 2.0±0.5 | See Remarks | 8.0 | 14.5 | 5.5 |
| YT1260 | 13.45±0.35 | 12.6±0.3 | 5.8±0.2 | 2.0±0.5 | 5.0±0.3 | 8.0 | 14.5 | 5.5 |

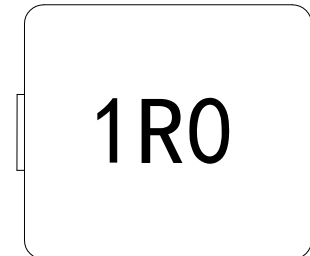
Remarks:

| series | E | Dimensions |
|--------|----------|---|
| YT1240 | 3.85±0.5 | R22/R47 |
| | 5.0±0.3 | R68/R82/1R0/1R5/2R2/3R3/4R7/6R8/100/150/220 |
| YT1250 | 3.85±0.5 | R22/R36/R50/R68/R82/1R0/1R5/2R2 |
| | 5.0±0.3 | 3R3/4R7/6R8/100/150/220/330/470 |

5. Marking

The inductor is marked with a 3-digit code

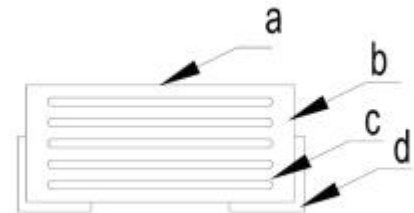
| Nominal Inductance | |
|--------------------|---------------|
| Example | Nominal Value |
| 1R0 | 1.0 μ H |
| 100 | 10 μ H |
| 101 | 100 μ H |



Note : Using Ink for marking

6. Structure and Components

| Symbol | Components | Material |
|--------|------------|--------------------------|
| a | MARKING | Ink(black) |
| b | CORE | Alloy Sponge Powder |
| c | WIRE | Polyurethane copper wire |
| d | Terminal | Copper plated with Sn |



淮安文善（文盛）电子有限公司
HuaiAn Wenshan (Wensheng) Electronics Co., Ltd

7. Electrical characteristics

•YTA0412 TYPE:

| Part No. | Inductance | DC Resistance | Saturation Current | Heating Rating Current |
|--------------|--------------------|---------------|--------------------|------------------------|
| | L0 (μH) | DCR (mΩ) | Isat (A) | Irms (A) |
| | ±20 %, 100 kHz, 1V | MAX. | TYP. | TYP. |
| YTA0412-R15M | 0.15 | 9 | 15 | 7.5 |
| YTA0412-R22M | 0.22 | 11 | 11 | 7 |
| YTA0412-R33M | 0.33 | 19 | 8.4 | 6.5 |
| YTA0412-R47M | 0.47 | 21 | 6.8 | 6 |
| YTA0412-R68M | 0.68 | 36 | 6 | 4.7 |
| YTA0412-1R0M | 1.0 | 47 | 5.5 | 4.5 |
| YTA0412-1R5M | 1.5 | 75 | 4 | 3.25 |
| YTA0412-2R2M | 2.2 | 83.5 | 3 | 2.75 |
| YTA0412-4R7M | 4.7 | 195 | 2.2 | 1.8 |

•YTA0420 TYPE:

| Part No. | Inductance | DC Resistance | Saturation Current | Heating Rating Current |
|--------------|--------------------|---------------|--------------------|------------------------|
| | L0 (μH) | DCR (mΩ) | Isat (A) | Irms (A) |
| | ±20 %, 100 kHz, 1V | MAX. | TYP. | TYP. |
| YTA0420-R10M | 0.1 | 4 | 22 | 13 |
| YTA0420-R22M | 0.22 | 6.6 | 12.5 | 9.5 |
| YTA0420-R33M | 0.33 | 11 | 12 | 10 |
| YTA0420-R47M | 0.47 | 14 | 9.5 | 7.5 |
| YTA0420-R56M | 0.56 | 16 | 9 | 7 |
| YTA0420-R68M | 0.68 | 18 | 8 | 7 |
| YTA0420-1R0M | 1.0 | 27 | 7 | 6 |
| YTA0420-1R2M | 1.2 | 27 | 6.5 | 6 |
| YTA0420-1R5M | 1.5 | 46 | 5.5 | 5 |
| YTA0420-2R2M | 2.2 | 58 | 5 | 4.5 |
| YTA0420-3R3M | 3.3 | 87 | 3.5 | 3.3 |
| YTA0420-4R7M | 4.7 | 105 | 3 | 2.8 |
| YTA0420-6R8M | 6.8 | 175 | 2.5 | 2.4 |
| YTA0420-100M | 10 | 282 | 2 | 1.6 |
| YTA0420-220M | 22 | 363 | 1.4 | 1.2 |

淮安文善（文盛）电子有限公司
HuaiAn Wenshan (Wensheng) Electronics Co., Ltd

•YTA0518 TYPE:

| Part No. | Inductance | DC Resistance | Saturation Current | Heating Rating Current |
|--------------|--------------------|---------------|--------------------|------------------------|
| | L0 (μH) | DCR (mΩ) | Isat (A) | Irms (A) |
| | ±20 %, 100 kHz, 1V | MAX. | TYP. | TYP. |
| YTA0518-R47M | 0.47 | 9 | 12.0 | 10.5 |
| YTA0518-R56M | 0.56 | 10 | 11 | 9.5 |
| YTA0518-1R0M | 1.0 | 17 | 9.0 | 8.0 |
| YTA0518-1R5M | 1.5 | 26 | 8 | 7.5 |
| YTA0518-2R2M | 2.2 | 35 | 6.0 | 5.0 |
| YTA0518-3R3M | 3.3 | 58 | 4.8 | 4.5 |
| YTA0518-4R7M | 4.7 | 85 | 4.0 | 3.5 |
| YTA0518-6R8M | 6.8 | 120 | 3.4 | 2.8 |
| YTA0518-100M | 10 | 155 | 2.5 | 2.5 |

•YTA0520 TYPE:

| Part No. | Inductance | DC Resistance | Saturation Current | Heating Rating Current |
|--------------|--------------------|---------------|--------------------|------------------------|
| | L0 (μH) | DCR (mΩ) | Isat (A) | Irms (A) |
| | ±20 %, 100 kHz, 1V | MAX. | TYP. | TYP. |
| YTA0520-R22M | 0.22 | 4.5 | 19 | 15 |
| YTA0520-R47M | 0.47 | 9 | 16 | 10.5 |
| YTA0520-R56M | 0.56 | 10 | 15 | 9.5 |
| YTA0520-1R0M | 1.0 | 17 | 9.5 | 8.0 |
| YTA0520-1R5M | 1.5 | 30 | 8.5 | 5.5 |
| YTA0520-2R2M | 2.2 | 34 | 7 | 5 |
| YTA0520-3R3M | 3.3 | 58 | 5.5 | 4.5 |
| YTA0520-4R7M | 4.7 | 78 | 4.5 | 3.5 |
| YTA0520-6R8M | 6.8 | 120 | 3.5 | 2.8 |
| YTA0520-8R2M | 8.2 | 150 | 3.3 | 2.6 |
| YTA0520-100M | 10 | 175 | 3 | 2.5 |

淮安文善（文盛）电子有限公司
HuaiAn Wenshan (Wensheng) Electronics Co., Ltd

•YTA0530 TYPE:

| Part No. | Inductance | DC Resistance | Saturation Current | Heating Rating Current |
|--------------|--------------------|---------------|--------------------|------------------------|
| | L0 (μH) | DCR (mΩ) | Isat (A) | Irms (A) |
| | ±20 %, 100 kHz, 1V | MAX. | TYP. | TYP. |
| YTA0530-R10M | 0.10 | 3.0 | 30 | 25 |
| YTA0530-R20M | 0.20 | 3.9 | 20 | 14 |
| YTA0530-R33M | 0.33 | 5.5 | 18 | 14 |
| YTA0530-R47M | 0.47 | 8.5 | 15 | 11 |
| YTA0530-R68M | 0.68 | 12 | 11.5 | 9.0 |
| YTA0530-1R0M | 1.0 | 14 | 10 | 8.5 |
| YTA0530-1R2M | 1.2 | 16 | 9.5 | 8.5 |
| YTA0530-1R5M | 1.5 | 25 | 9 | 8.2 |
| YTA0530-2R2M | 2.2 | 29 | 7.0 | 7.0 |
| YTA0530-3R3M | 3.3 | 38 | 6.0 | 5.5 |
| YTA0530-4R7M | 4.7 | 60 | 4.6 | 4.5 |
| YTA0530-6R8M | 6.8 | 90 | 3.6 | 3.5 |
| YTA0530-100M | 10 | 125 | 3.5 | 3.2 |

•YTA0618 TYPE

| Part No. | Inductance | DC Resistance | Saturation Current | Heating Rating Current |
|--------------|--------------------|---------------|--------------------|------------------------|
| | L0 (μH) | DCR (mΩ) | Isat (A) | Irms (A) |
| | ±20 %, 100 kHz, 1V | MAX. | TYP. | TYP. |
| YTA0618-R10M | 0.10 | 2.3 | 38 | 25 |
| YTA0618-R22M | 0.22 | 3.5 | 24 | 22 |
| YTA0618-R47M | 0.47 | 8.4 | 18 | 11.5 |
| YTA0618-R68M | 0.68 | 12 | 16.5 | 9.5 |
| YTA0618-1R0M | 1.0 | 16 | 12 | 8.5 |
| YTA0618-1R5M | 1.5 | 26 | 9.2 | 8 |
| YTA0618-2R2M | 2.2 | 35 | 8 | 7 |
| YTA0618-3R3M | 3.3 | 50 | 6 | 4.5 |
| YTA0618-4R7M | 4.7 | 62 | 5 | 4 |
| YTA0618-6R8M | 6.8 | 110 | 4.5 | 3 |
| YTA0618-100M | 10 | 155 | 4 | 2.3 |
| YTA0618-220M | 22 | 350 | 2.3 | 1.8 |

淮安文善（文盛）电子有限公司
HuaiAn Wenshan (Wensheng) Electronics Co., Ltd

•YTA0624 TYPE

| Part No. | Inductance | DC Resistance | Saturation Current | Heating Rating Current |
|--------------|--------------------|---------------|--------------------|------------------------|
| | L0 (μH) | DCR (mΩ) | Isat (A) | Irms (A) |
| | ±20 %, 100 kHz, 1V | MAX. | TYP. | TYP. |
| YTA0624-R22M | 0.22 | 3 | 30 | 21 |
| YTA0624-R33M | 0.33 | 4.1 | 24.5 | 18 |
| YTA0624-R47M | 0.47 | 5.1 | 20 | 15 |
| YTA0624-R56M | 0.56 | 6.5 | 17 | 13 |
| YTA0624-R68M | 0.68 | 7 | 16 | 12 |
| YTA0624-1R0M | 1.0 | 13.5 | 15 | 9 |
| YTA0624-1R5M | 1.5 | 20 | 13.5 | 8.2 |
| YTA0624-2R2M | 2.2 | 28 | 10 | 7 |
| YTA0624-3R3M | 3.3 | 39 | 8 | 5.5 |
| YTA0624-4R7M | 4.7 | 50 | 6.5 | 5 |
| YTA0624-6R8M | 6.8 | 70 | 6 | 4 |
| YTA0624-100M | 10 | 101 | 4 | 3.1 |
| YTA0624-150M | 15 | 160 | 3.3 | 2.5 |
| YTA0624-220M | 22 | 230 | 2.5 | 2 |

淮安文善（文盛）电子有限公司
HuaiAn Wenshan (Wensheng) Electronics Co., Ltd

•YT0630 TYPE

| Part No. | Inductance | DC Resistance | Saturation Current | Heating Rating Current |
|-------------|--------------------|---------------|--------------------|------------------------|
| | L0 (μH) | DCR (mΩ) | Isat (A) | Irms (A) |
| | ±20 %, 100 kHz, 1V | MAX. | TYP. | TYP. |
| YT0630-R22M | 0.22 | 3 | 34 | 24 |
| YT0630-R33M | 0.33 | 3.5 | 25 | 21 |
| YT0630-R47M | 0.47 | 4.1 | 20 | 18 |
| YT0630-R56M | 0.56 | 4.5 | 18 | 16.5 |
| YT0630-R68M | 0.68 | 5.3 | 17 | 16 |
| YT0630-R82M | 0.82 | 6.0 | 16 | 14 |
| YT0630-1R0M | 1.0 | 7.4 | 15 | 12 |
| YT0630-1R5M | 1.5 | 12.1 | 12 | 12 |
| YT0630-2R2M | 2.2 | 15 | 10 | 9.5 |
| YT0630-3R3M | 3.3 | 22 | 9.5 | 8.5 |
| YT0630-4R7M | 4.7 | 33 | 9 | 6 |
| YT0630-5R6M | 5.6 | 42 | 6.5 | 5.5 |
| YT0630-6R8M | 6.8 | 48 | 6 | 5 |
| YT0630-8R2M | 8.2 | 60 | 5.5 | 5 |
| YT0630-100M | 10 | 68 | 5.5 | 4.5 |
| YT0630-150M | 15 | 113 | 4.0 | 3 |
| YT0630-220M | 22 | 170 | 3 | 2.5 |
| YT0630-330M | 33 | 270 | 2.5 | 2 |
| YT0630-470M | 47 | 385 | 2 | 1.5 |

•YT0640 TYPE

| Part No. | Inductance | DC Resistance | Saturation Current | Heating Rating Current |
|-------------|--------------------|---------------|--------------------|------------------------|
| | L0 (μH) | DCR (mΩ) | Isat (A) | Irms (A) |
| | ±20 %, 100 kHz, 1V | MAX. | TYP. | TYP. |
| YT0640-2R2M | 2.2 | 14 | 11.0 | 9 |
| YT0640-4R7M | 4.7 | 30 | 9.0 | 7.0 |
| YT0640-150M | 15 | 110 | 4.5 | 3.5 |

淮安文善（文盛）电子有限公司
HuaiAn Wenshan (Wensheng) Electronics Co., Ltd

•YT0650 TYPE:

| Part No. | Inductance | DC Resistance | Saturation Current | Heating Rating Current |
|-------------|--------------------|---------------|--------------------|------------------------|
| | L0 (μH) | DCR (mΩ) | Isat (A) | Irms (A) |
| | ±20 %, 100 kHz, 1V | MAX. | TYP. | TYP. |
| YT0650-R47M | 0.47 | 3.9 | 21.0 | 20 |
| YT0650-R68M | 0.68 | 4.5 | 18.0 | 16.5 |
| YT0650-1R0M | 1.0 | 6.6 | 16.0 | 12 |
| YT0650-1R5M | 1.5 | 10 | 13.0 | 9.5 |
| YT0650-2R2M | 2.2 | 12.5 | 11.0 | 9 |
| YT0650-3R3M | 3.3 | 22.0 | 10.0 | 8.5 |
| YT0650-4R7M | 4.7 | 29 | 8 | 6 |
| YT0650-6R8M | 6.8 | 41 | 6.3 | 5.8 |
| YT0650-8R2M | 8.2 | 48 | 5.5 | 5.5 |
| YT0650-100M | 10 | 60 | 5.3 | 4.5 |
| YT0650-150M | 15 | 90 | 4.0 | 3.1 |
| YT0650-220M | 22 | 140 | 3.5 | 2.6 |
| YT0650-330M | 33 | 190 | 3.0 | 2.3 |
| YT0650-470M | 47 | 230 | 2.6 | 2.0 |

淮安文善（文盛）电子有限公司
HuaiAn Wenshan (Wensheng) Electronics Co., Ltd

•YT1040 TYPE

| Part No. | Inductance | DC Resistance | Saturation Current | Heating Rating Current |
|-------------|--------------------|---------------|--------------------|------------------------|
| | L0 (μH) | DCR (mΩ) | Isat (A) | Irms (A) |
| | ±20 %, 100 kHz, 1V | MAX. | TYP. | TYP. |
| YT1040-R15M | 0.15 | 0.65 | 75 | 45 |
| YT1040-R22M | 0.22 | 1 | 60 | 35 |
| YT1040-R30M | 0.3 | 1.1 | 45 | 35 |
| YT1040-R36M | 0.36 | 1.2 | 45 | 30 |
| YT1040-R47M | 0.47 | 1.7 | 40 | 30 |
| YT1040-R56M | 0.56 | 1.8 | 33 | 25 |
| YT1040-R68M | 0.68 | 2.4 | 30 | 23 |
| YT1040-R80M | 0.8 | 2.7 | 29 | 23 |
| YT1040-1R0M | 1.0 | 3.3 | 28 | 19 |
| YT1040-1R5M | 1.5 | 4.2 | 24 | 16 |
| YT1040-2R2M | 2.2 | 7 | 16.5 | 12 |
| YT1040-3R3M | 3.3 | 11.8 | 16 | 11 |
| YT1040-4R7M | 4.7 | 20 | 13 | 9 |
| YT1040-6R8M | 6.8 | 25 | 12 | 8.5 |
| YT1040-8R2M | 8.2 | 27 | 9 | 8 |
| YT1040-100M | 10 | 30 | 8.5 | 7.8 |
| YT1040-150M | 15 | 45 | 7 | 6.5 |
| YT1040-220M | 22 | 66 | 5.5 | 5 |
| YT1040-330M | 33 | 92 | 4.8 | 4.4 |
| YT1040-470M | 47 | 145 | 3.5 | 3.3 |
| YT1040-680M | 68 | 195 | 3 | 2.5 |

淮安文善（文盛）电子有限公司
HuaiAn Wenshan (Wensheng) Electronics Co., Ltd

•YT1240 TYPE

| Part No. | Inductance | DC Resistance | Saturation Current | Heating Rating Current |
|-----------------|--------------------|---------------|--------------------|------------------------|
| | L0 (μH) | DCR (mΩ) | Isat (A) | Irms (A) |
| | ±20 %, 100 kHz, 1V | MAX. | TYP. | TYP. |
| YT1240-R22M | 0.22 | 0.9 | 50.0 | 42.0 |
| YT1240-R47M | 0.47 | 2.0 | 48.0 | 33.0 |
| YT1240-R68M-E50 | 0.68 | 3.5 | 47.0 | 28.0 |
| YT1240-R82M-E50 | 0.82 | 4.5 | 40.0 | 28.0 |
| YT1240-1R0M-E50 | 1.0 | 7.5 | 35.0 | 24.0 |
| YT1240-1R5M-E50 | 1.5 | 9.5 | 30.5 | 20.0 |
| YT1240-2R2M-E50 | 2.2 | 11.5 | 26.0 | 18.0 |
| YT1240-3R3M-E50 | 3.3 | 13.0 | 21.0 | 15.0 |
| YT1240-4R7M-E50 | 4.7 | 14.5 | 18.0 | 13.0 |
| YT1240-6R8M-E50 | 6.8 | 20.0 | 14.0 | 9.0 |
| YT1240-100M-E50 | 10.0 | 25.0 | 10.0 | 8.0 |
| YT1240-150M-E50 | 15.0 | 39.0 | 7.5 | 6.5 |
| YT1240-220M-E50 | 22.0 | 51.0 | 6.0 | 4.5 |

•YT1250 TYPE

| Part No. | Inductance | DC Resistance | Saturation Current | Heating Rating Current |
|-----------------|--------------------|---------------|--------------------|------------------------|
| | L0 (μH) | DCR (mΩ) | Isat (A) | Irms (A) |
| | ±20 %, 100 kHz, 1V | MAX. | TYP. | TYP. |
| YT1250-R22M | 0.22 | 0.7 | 75 | 50 |
| YT1250-R36M | 0.36 | 0.85 | 50 | 42 |
| YT1250-R50M | 0.50 | 1.15 | 48 | 38 |
| YT1250-R68M | 0.68 | 1.55 | 46 | 33 |
| YT1250-R82M | 0.82 | 1.67 | 39 | 30 |
| YT1250-1R0M | 1.0 | 2.2 | 35 | 26 |
| YT1250-1R5M | 1.5 | 3.2 | 33 | 23 |
| YT1250-2R2M | 2.2 | 5.0 | 24 | 15 |
| YT1250-3R3M-E50 | 3.3 | 7 | 22 | 14 |
| YT1250-4R7M-E50 | 4.7 | 9 | 20 | 13 |
| YT1250-6R8M-E50 | 6.8 | 18 | 16 | 12 |
| YT1250-100M-E50 | 10 | 22 | 12 | 9 |
| YT1250-150M-E50 | 15 | 30 | 10 | 8 |
| YT1250-220M-E50 | 22 | 58 | 6.5 | 4.5 |
| YT1250-330M-E50 | 33 | 84 | 6.0 | 3.5 |
| YT1250-470M-E50 | 47 | 130 | 5.0 | 3.0 |

淮安文善（文盛）电子有限公司
HuaiAn Wenshan (Wensheng) Electronics Co., Ltd

•YT1260 TYPE

| Part No. | Inductance | DC Resistance | Saturation Current | Heating Rating Current |
|-----------------|--------------------|---------------|--------------------|------------------------|
| | L0 (μH) | DCR (mΩ) | Isat (A) | Irms (A) |
| | ±20 %, 100 kHz, 1V | MAX. | TYP. | TYP. |
| YT1260-4R7M-E50 | 4.7 | 9.0 | 24.0 | 15.0 |
| YT1260-5R6M-E50 | 5.6 | 11.0 | 22.5 | 13.0 |
| YT1260-6R8M-E50 | 6.8 | 13.5 | 19.0 | 12.0 |
| YT1260-8R2M-E50 | 8.2 | 16.0 | 13.5 | 11.0 |
| YT1260-100M-E50 | 10.0 | 20.7 | 12.5 | 10.0 |
| YT1260-120M-E50 | 12.0 | 23.0 | 10 | 9.0 |
| YT1260-150M-E50 | 15.0 | 29.0 | 9.0 | 8.5 |
| YT1260-180M-E50 | 18.0 | 35.0 | 8.0 | 7.5 |
| YT1260-220M-E50 | 22.0 | 39.5 | 7.5 | 7.0 |
| YT1260-270M-E50 | 27.0 | 56.0 | 6.5 | 6.0 |
| YT1260-330M-E50 | 33.0 | 75.0 | 6.0 | 5.5 |
| YT1260-470M-E50 | 47.0 | 90.0 | 5.5 | 5.0 |
| YT1260-680M-E50 | 68.0 | 140.0 | 4.5 | 4.0 |
| YT1260-101M-E50 | 100.0 | 200.0 | 3.5 | 3.0 |
| YT1260-121M-E50 | 120.0 | 235.0 | 3.2 | 2.0 |
| YT1260-151M-E50 | 150.0 | 350.0 | 2.7 | 1.5 |

• Notes

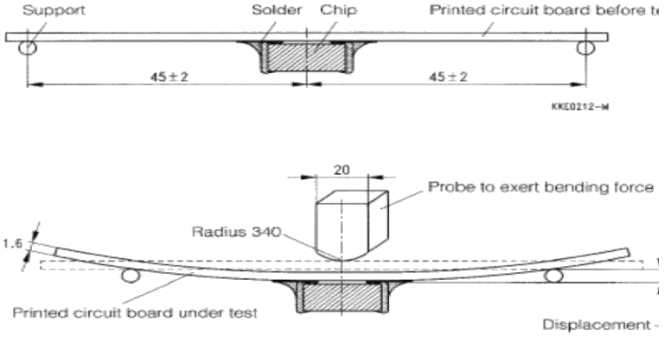
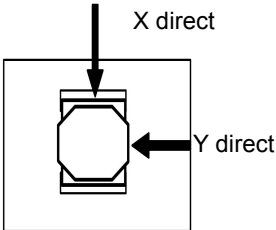
1. All test data is referenced to 25 °C ambient
2. Operating temperature range - 55 °C to + 125 °C
3. Irms (A):DC current (A) that will cause an approximate ΔT of 40 °C(reference ambient temperature is 25 °C)
4. Isat(A):DC current (A) that will cause L0 to drop approximately 30 %
5. The part temperature (ambient + temp rise) should not exceed 125 °C under worst case operating conditions.
Circuit design, component placement, PWB trace size and thickness, airflow and other cooling provisions all affect the part temperature. Part temperature should be verified in the end application.
6. Absolute maximum voltage 30VDC

淮安文善（文盛）电子有限公司
HuaiAn Wenshan (Wensheng) Electronics Co., Ltd

8. Reliability Test

| Item | Specification and Requirement | Test Method | | | | | | | | |
|-------------------------|--|--|------------|---------|-----------------|-------|-----------------|----------------------|------|---------------------------------|
| Solderability | 1. No case deformation or change in appearance 2. New solder coverage More than 90% | 1. Preheat: $155^{\circ}\text{C} \pm 5^{\circ}\text{C}$, $60\text{S} \pm 2\text{S}$ 2. Tin: lead-free. 3. Temperature: $245^{\circ}\text{C} \pm 5^{\circ}\text{C}$, flux $3.0\text{S} \pm 0.5\text{S}$. | | | | | | | | |
| Mechanical shock | 1. No case deformation or change in appearance 2. $\Delta L/L_0 \leq \pm 10\%$ | 1. Acceleration: 100G 2. Pulse time: 6ms 3. 3 times in each positive and negative direction of 3 mutual perpendicular directions | | | | | | | | |
| Mechanical vibration | 1. No case deformation or change in appearance 2. $\Delta L/L_0 \leq \pm 10\%$ | 1. The test samples shall be soldered to the board. Then it shall be submitted to below test conditions. <table border="1" style="margin-left: 20px;"> <tr> <td>Fre. Range</td> <td>10~55Hz</td> </tr> <tr> <td>Total Amplitude</td> <td>1.5mm</td> </tr> <tr> <td>Sweeping Method</td> <td>10Hz to 55Hz to 10Hz</td> </tr> <tr> <td>Time</td> <td>For 2 hours on each X,Y,Z axis.</td> </tr> </table> 2. Recovery: At least 2 hours of recovery under the standard condition after the test, followed by the measurement within 24 ± 2 hours. | Fre. Range | 10~55Hz | Total Amplitude | 1.5mm | Sweeping Method | 10Hz to 55Hz to 10Hz | Time | For 2 hours on each X,Y,Z axis. |
| Fre. Range | 10~55Hz | | | | | | | | | |
| Total Amplitude | 1.5mm | | | | | | | | | |
| Sweeping Method | 10Hz to 55Hz to 10Hz | | | | | | | | | |
| Time | For 2 hours on each X,Y,Z axis. | | | | | | | | | |
| Thermal Shock | Inductance change: Within $\pm 10\%$ Without distinct damage in appearance | 1. First -55°C for 30 minutes, last 125°C for 30 minutes as 1 cycle. Go through 1000 cycles. 2. Max transfer time is 2 minutes. 3. Measured at room temperature after placing for 24 ± 2 hours | | | | | | | | |
| Humidity Resistance | Inductance change: Within $\pm 10\%$ Without distinct damage in appearance | 1. Reflow 2 times, 2. 85°C ,85%RH,1000 hours 3. Measured at room temperature after placing for 24 ± 2 hours | | | | | | | | |
| Low temperature storage | Inductance change: Within $\pm 10\%$ Without distinct damage in appearance | 1. Temperature: $-55 \pm 2^{\circ}\text{C}$ 2. Time: 1000 hours 3. Measured at room temperature after placing for 24 ± 2 hours | | | | | | | | |

淮安文善（文盛）电子有限公司
HuaiAn Wenshan (Wensheng) Electronics Co., Ltd

| | | |
|---|--|--|
| <p style="text-align: center;">High temperature storage</p> | <p>Inductance change: Within $\pm 10\%$ Without distinct damage in appearance</p> | <ol style="list-style-type: none"> 1. Temperature: $+125 \pm 2^\circ\text{C}$ 2. Time: 1000 hours 3. Measured at room temperature after placing for 24 ± 2 hours |
| <p style="text-align: center;">Board Flex</p> | <p>Inductance change: Within $\pm 10\%$ Without distinct damage in appearance</p> | <ol style="list-style-type: none"> 1、 Run through IR reflow for 2 times; 2、 Place the 100mm X 40mm board into a fixture similar to the one shown in below Figure with the component facing down 3、 The apparatus shall consist of mechanical means to apply a force which will bend the board (D) x = 2 mm minimum. 4、 The duration of the applied forces shall be 60 ± 5 sec. The force is to be applied only once to the board.  |
| <p style="text-align: center;">Terminal Strength</p> | <p>No removal or split of the termination or other defects shall occur.</p> | <ol style="list-style-type: none"> 1、 The test samples shall be soldered to the board 2、 Push the product vertically from the side of the sample using the thrust tester. 3、 Automotive electronics: 17.7N, $60\text{S} \pm 1\text{s}$, X , Y direct.  |

Recommended Soldering Technologies

(1) Re-flowing Profile

Preheat condition: 150 ~200°C/60~180sec.

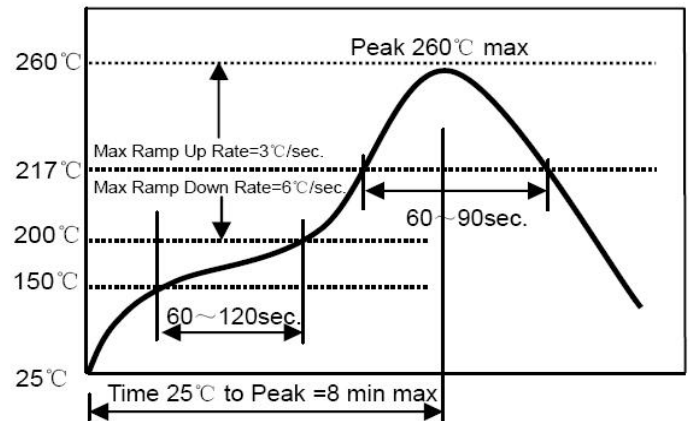
Allowed time above 217°C: 80~120sec.

Max temp: 260°C

Max time at max temp: 10 sec.

Solder paste: Sn/3.0Ag/0.5Cu

Allowed Reflow time: 2x max



(2) Iron Soldering Profile

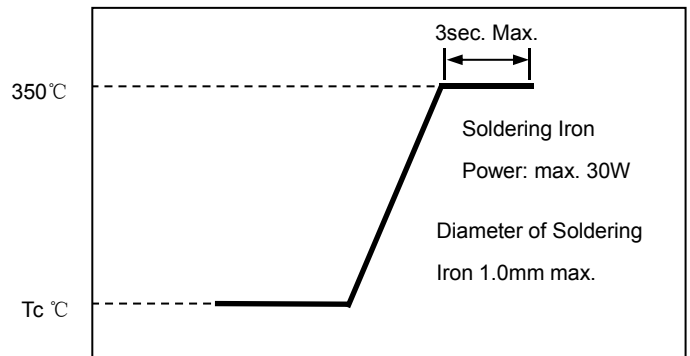
Iron soldering power: Max. 30W

Pre-heating: 150°C/60sec.

Soldering time: 3sec. Max.

Solder paste: Sn/3.0Ag/0.5Cu

Max.1 times for iron soldering



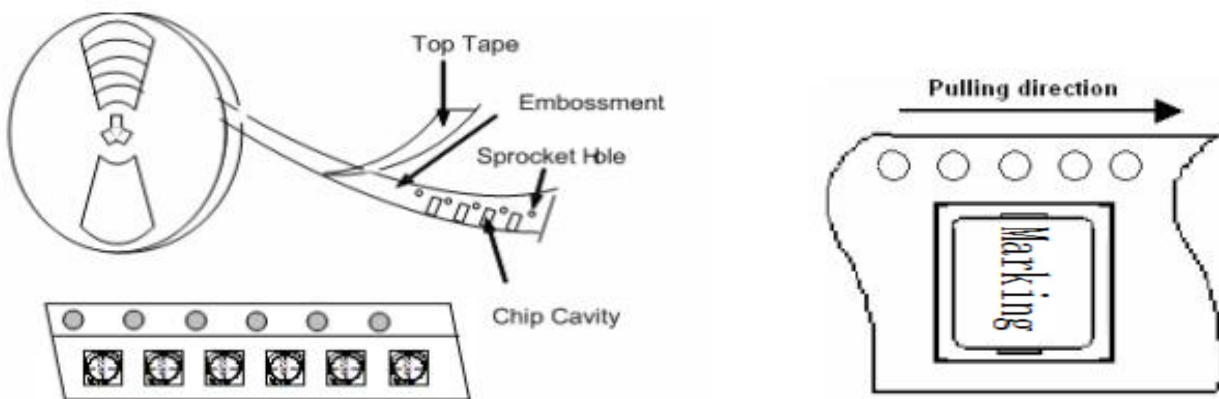
淮安文善（文盛）电子有限公司
HuaiAn Wenshan (Wensheng) Electronics Co., Ltd

9.Packaging, Storage and Transportation

- Tape Carrier Packaging:

| Type | Standard Quantity (pcs/reel) | Type | Standard Quantity (pcs/reel) |
|--------|------------------------------|--------|------------------------------|
| YT0412 | 3000 | YT0640 | 1000 |
| YT0420 | 3000 | YT0650 | 1000 |
| YT0518 | 2000 | YT1040 | 500 |
| YT0520 | 2000 | YT1045 | 500 |
| YT0530 | 2000 | YT1240 | 500 |
| YT0618 | 2000 | YT1250 | 500 |
| YT0624 | 1500 | YT1260 | 500 |
| YT0630 | 1500 | | |

- Taping Drawings (UNIT:mm)



- Reel and Taping Dimensions (UNIT:mm)



淮安文善（文盛）电子有限公司
HuaiAn Wenshan (Wensheng) Electronics Co., Ltd

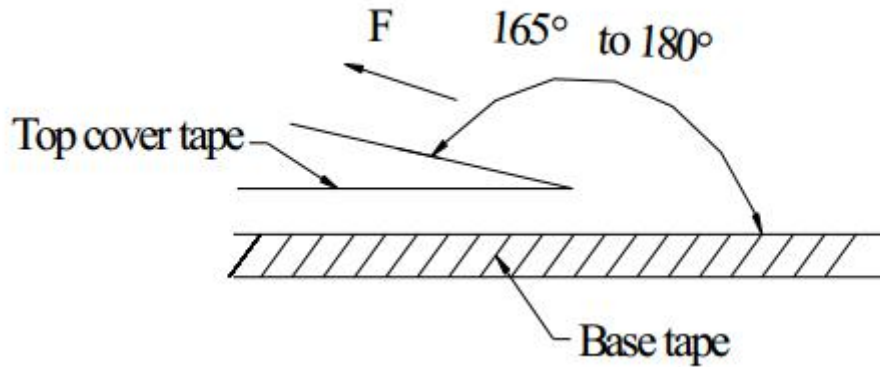
| Type | Reel Dimensions (mm) | | | | Tape Dimensions (mm) | | | | | | | |
|--------|----------------------|--------------|---------------|--------------|----------------------|--------|-------|----------|----------|----------|-----------|--|
| | A | N | W | C | W | P | P0 | A0 | B0 | H | T | |
| YT0412 | 330 +2/-0 | 100 +2/-0 | 12.4 +2/-0 | 13.2 ±0.2 | 12±0.3 | 8±0.1 | 4±0.1 | 4.4±0.1 | 4.9±0.1 | 1.5±0.05 | 0.3±0.05 | |
| YT0420 | 330 +2/-0 | 100 +2/-0 | 12.4 +2/-0 | 13.2 ±0.2 | 12±0.3 | 8±0.1 | 4±0.1 | 4.4±0.1 | 4.9±0.1 | 2.3±0.05 | 0.35±0.05 | |
| YT0518 | 330 +2/-0 | 100 +2/-0 | 12.4 +2/-0 | 13.2 ±0.2 | 12±0.3 | 8±0.1 | 4±0.1 | 5.4±0.1 | 5.9±0.1 | 2.1±0.05 | 0.35±0.05 | |
| YT0520 | 330 +2/-0 | 100 +2/-0 | 12.4 +2/-0 | 13.2 ±0.2 | 12±0.3 | 8±0.1 | 4±0.1 | 5.5±0.1 | 5.85±0.1 | 2.2±0.1 | 0.35±0.05 | |
| YT0530 | 330 +2/-0 | 100 +2/-0 | 12.4 +2/-0 | 13.2 ±0.2 | 12±0.3 | 8±0.1 | 4±0.1 | 5.4±0.1 | 5.9±0.1 | 3.3±0.05 | 0.35±0.05 | |
| YT0618 | 330 +2/-0 | 100 +2/-0 | 16.4 +2/-0 | 13.2 ±0.2 | 16±0.3 | 12±0.1 | 4±0.1 | 6.9±0.1 | 7.5±0.1 | 2.1±0.05 | 0.35±0.05 | |
| YT0624 | 330 +2/-0 | 100 +2/-0 | 16.4 +2/-0 | 13.2 ±0.2 | 16±0.3 | 12±0.1 | 4±0.1 | 6.9±0.1 | 7.5±0.1 | 2.7±0.05 | 0.35±0.05 | |
| YT0630 | 330 +2/-0 | 100 +2/-0 | 16.4 +2/-0 | 13.2 ±0.2 | 16±0.3 | 12±0.1 | 4±0.1 | 6.9±0.1 | 7.5±0.1 | 3.3±0.05 | 0.35±0.05 | |
| YT0640 | 330 +2/-0 | 100 +2/-0 | 16.4 +2/-0 | 13.2 ±0.2 | 16±0.3 | 12±0.1 | 4±0.1 | 6.9±0.1 | 7.5±0.1 | 4.2±0.1 | 0.35±0.05 | |
| YT0650 | 330 +2/-0 | 100 +2/-0 | 16.4 +2/-0 | 13.2 ±0.2 | 16±0.3 | 12±0.1 | 4±0.1 | 6.9±0.1 | 7.5±0.1 | 5.2±0.1 | 0.4±0.05 | |
| YT1040 | 330 +2/-0 | 100 +2/-0 | 24.4 +2/-0 | 13.2 ±0.2 | 24±0.3 | 16±0.1 | 4±0.1 | 10.4±0.1 | 11.5±0.1 | 4.3±0.1 | 0.35±0.05 | |
| YT1045 | 330 +2/-0 | 100 +2/-0 | 24.4 +2/-0 | 13.2 ±0.2 | 24±0.3 | 16±0.1 | 4±0.1 | 10.4±0.1 | 11.5±0.1 | 4.8±0.1 | 0.35±0.05 | |
| YT1240 | 330 +2/-0 | 100 +2/-0 | 24.4 +2/-0 | 13.2 ±0.2 | 24±0.3 | 16±0.1 | 4±0.1 | 13.4±0.1 | 14.4±0.1 | 4.3±0.1 | 0.5±0.05 | |
| YT1250 | 330 +2/-0 | 100 +2/-0 | 24.4 +2/-0 | 13.2 ±0.2 | 24±0.3 | 16±0.1 | 4±0.1 | 13.2±0.1 | 14.4±0.1 | 5.3±0.1 | 0.5±0.05 | |
| YT1260 | 330 +2/-0 | 100 +2/-0 | 24.4 +2/-0 | 13.2 ±0.2 | 24±0.3 | 16±0.1 | 4±0.1 | 13.2±0.1 | 14.4±0.1 | 6.3±0.1 | 0.5±0.05 | |

淮安文善（文盛）电子有限公司
HuaiAn Wenshan (Wensheng) Electronics Co., Ltd

- Peel force of top cover tape

The peel speed shall be about 300mm/minute

The peel force of top cover tape shall be between 0.1 to 1.3 N



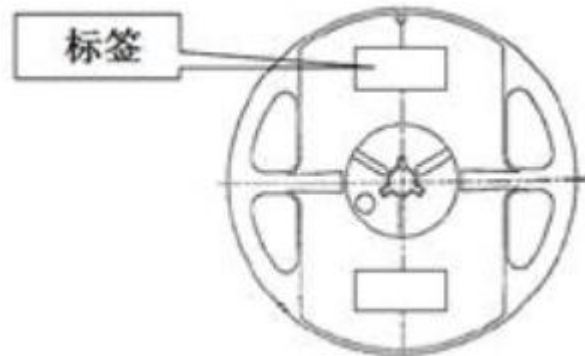
- Label

Label on the reel

- Customer's part Number
- Lot Number
- Quantity
- date code

Shipping Label

- Customer's part Number
- Manufacturer's part Number
- Quantity
- date code



X-ON Electronics

Largest Supplier of Electrical and Electronic Components

Click to view similar products for [Fixed Inductors](#) category:

Click to view products by [Wenshan](#) manufacturer:

Other Similar products are found below :

[MLZ1608M6R8WTD25](#) [MLZ1608N6R8LT000](#) [MLZ1608N3R3LTD25](#) [MLZ1608N3R3LT000](#) [MLZ1608N150LT000](#)
[MLZ1608M150WTD25](#) [MLZ1608M3R3WTD25](#) [MLZ1608M3R3WT000](#) [MLZ1608M150WT000](#) [MLZ1608A1R5WT000](#)
[MLZ1608N1R5LT000](#) [B82432C1333K000](#) [PCMB053T-1R0MS](#) [PCMB053T-1R5MS](#) [PCMB104T-1R5MS](#) [CR32NP-100KC](#) [CR32NP-151KC](#) [CR32NP-180KC](#) [CR32NP-181KC](#) [CR32NP-1R5MC](#) [CR32NP-390KC](#) [CR32NP-3R9MC](#) [CR32NP-680KC](#) [CR32NP-820KC](#)
[CR32NP-8R2MC](#) [CR43NP-390KC](#) [CR43NP-560KC](#) [CR43NP-680KC](#) [CR54NP-181KC](#) [CR54NP-470LC](#) [CR54NP-820KC](#) [CR54NP-8R5MC](#)
[MGDQ4-00004-P](#) [MGDU1-00016-P](#) [MHL1ECTTP18NJ](#) [MHL1JCTTD12NJ](#) [PE-51506NL](#) [PE-53601NL](#) [PE-53630NL](#) [PE-53824SNLT](#) [PE-62892NL](#) [PE-92100NL](#) [PG0434.801NLT](#) [PG0936.113NLT](#) [PM06-2N7](#) [PM06-39NJ](#) [HC2LP-R47-R](#) [HC2-R47-R](#) [HC3-2R2-R](#) [HC8-1R2-R](#)