

淮安文善（文盛）电子有限公司  
HuaiAn Wenshan (Wensheng) Electronics Co., Ltd

---

**MOLDING POWER INDUCTORS**

**1. Features**

- High rated current
- Frequency up to 3 MHz
- 125°C maximum total temperature operation
- Low core loss
- Ultra low buzz noise due to molding construction
- Halogen Free & ROHS compliant

**2. Applications**

- Laptops and PCs
- Switch and servers
- Base stations
- DC/DC converters
- Battery powered devices
- SSD modules



**3. Product Identification**

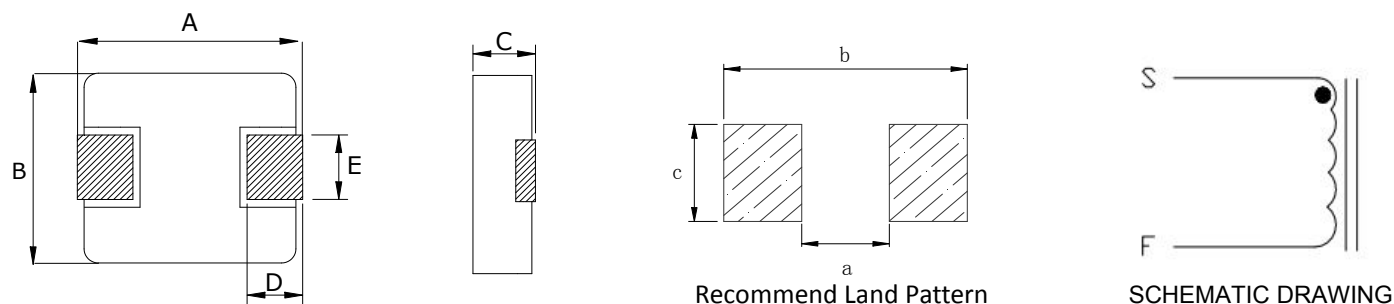
YT/YTA    XXXX --- XXX    M  
①            ②            ③            ④

- ① Series name
- ② Dimensions and shape (0412~1260)
- ③ Inductance Value
- ④ Inductance Tolerance (M= ± 20%)

淮安市文善（文盛）电子有限公司  
HuaiAn Wenshan (wensheng) electronics Co., Ltd  
江苏省淮安市工业园区藏军洞路 53 号  
No.53 ,Cangjundong road ,Huai'an Industrial Park  
HUIAI'AN Section ,HUIAI'AN CITY ,Jiangsu Province  
TEL: 0517-85899956  
FAX: 0517-85899328  
E-mail: [buyer@hawensheng.com](mailto:buyer@hawensheng.com)

淮安文善（文盛）电子有限公司  
HuaiAn Wenshan (Wensheng) Electronics Co., Ltd

4. Dimensions (unit:mm)



series	A	B	C	D	E	a typ	b typ	c typ
YTA0412	4.4±0.35	4.2±0.25	1.0±0.2	0.8±0.3	2.0±0.3	2.2	5.2	2.5
YTA0420	4.4±0.35	4.2±0.25	1.8±0.2	0.8±0.3	2.0±0.3	2.2	5.2	2.5
YTA0518	5.4±0.35	5.2±0.2	1.6±0.2	1.2±0.2	2.2±0.3	2.2	6	2.5
YTA0520	5.4±0.35	5.2±0.2	1.8±0.2	1.2±0.2	2.2±0.3	2.2	6	2.5
YTA0530	5.4±0.35	5.2±0.2	2.8±0.2	1.2±0.2	2.2±0.3	2.2	6	2.5
YTA0618	7.0±0.3	6.6±0.2	1.6±0.2	1.6±0.3	3.0±0.3	3.7	8.4	3.5
YTA0624	7.0±0.3	6.6±0.2	2.2±0.2	1.6±0.3	3.0±0.3	3.7	8.4	3.5
YT0630	7.0±0.3	6.6±0.2	2.8±0.2	1.6±0.3	3.0±0.3	3.7	8.4	3.5
YT0640	7.0±0.3	6.6±0.2	3.8±0.2	1.6±0.3	3.0±0.3	3.7	8.4	3.5
YT0650	7.0±0.3	6.6±0.2	4.8±0.2	1.6±0.3	3.0±0.3	3.7	8.4	3.5
YT1040	11.5MAX	10.0±0.3	3.8±0.2	2.0±0.5	3.0±0.5	5.4	13.6	4.1
YT1240	13.45±0.35	12.8±0.5	4.0MAX	2.0±0.5	See Remarks	8.0	14.5	5.5
YT1250	13.45±0.35	12.6±0.3	4.8±0.2	2.0±0.5	See Remarks	8.0	14.5	5.5
YT1260	13.45±0.35	12.6±0.3	5.8±0.2	2.0±0.5	5.0±0.3	8.0	14.5	5.5

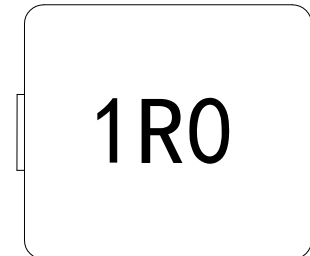
Remarks:

series	E	Dimensions
YT1240	3.85±0.5	R22/R47
	5.0±0.3	R68/R82/1R0/1R5/2R2/3R3/4R7/6R8/100/150/220
YT1250	3.85±0.5	R22/R36/R50/R68/R82/1R0/1R5/2R2
	5.0±0.3	3R3/4R7/6R8/100/150/220/330/470

## 5. Marking

The inductor is marked with a 3-digit code

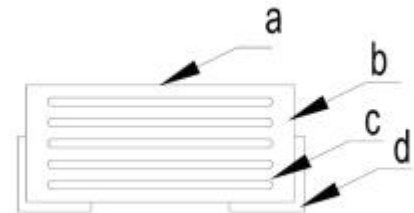
Nominal Inductance	
Example	Nominal Value
1R0	1.0 $\mu$ H
100	10 $\mu$ H
101	100 $\mu$ H



Note : Using Ink for marking

## 6. Structure and Components

Symbol	Components	Material
a	MARKING	Ink(black)
b	CORE	Alloy Sponge Powder
c	WIRE	Polyurethane copper wire
d	Terminal	Copper plated with Sn



淮安文善（文盛）电子有限公司  
HuaiAn Wenshan (Wensheng) Electronics Co., Ltd

**7. Electrical characteristics**

**•YTA0412 TYPE:**

Part No.	Inductance	DC Resistance	Saturation Current	Heating Rating Current
	L0 (μH)	DCR (mΩ)	Isat (A)	Irms (A)
	±20 %, 100 kHz, 1V	MAX.	TYP.	TYP.
YTA0412-R15M	0.15	9	15	7.5
YTA0412-R22M	0.22	11	11	7
YTA0412-R33M	0.33	19	8.4	6.5
YTA0412-R47M	0.47	21	6.8	6
YTA0412-R68M	0.68	36	6	4.7
YTA0412-1R0M	1.0	47	5.5	4.5
YTA0412-1R5M	1.5	75	4	3.25
YTA0412-2R2M	2.2	83.5	3	2.75
YTA0412-4R7M	4.7	195	2.2	1.8

**•YTA0420 TYPE:**

Part No.	Inductance	DC Resistance	Saturation Current	Heating Rating Current
	L0 (μH)	DCR (mΩ)	Isat (A)	Irms (A)
	±20 %, 100 kHz, 1V	MAX.	TYP.	TYP.
YTA0420-R10M	0.1	4	22	13
YTA0420-R22M	0.22	6.6	12.5	9.5
YTA0420-R33M	0.33	11	12	10
YTA0420-R47M	0.47	14	9.5	7.5
YTA0420-R56M	0.56	16	9	7
YTA0420-R68M	0.68	18	8	7
YTA0420-1R0M	1.0	27	7	6
YTA0420-1R2M	1.2	27	6.5	6
YTA0420-1R5M	1.5	46	5.5	5
YTA0420-2R2M	2.2	58	5	4.5
YTA0420-3R3M	3.3	87	3.5	3.3
YTA0420-4R7M	4.7	105	3	2.8
YTA0420-6R8M	6.8	175	2.5	2.4
YTA0420-100M	10	282	2	1.6
YTA0420-220M	22	363	1.4	1.2

淮安文善（文盛）电子有限公司  
HuaiAn Wenshan (Wensheng) Electronics Co., Ltd

---

•YTA0518 TYPE:

Part No.	Inductance	DC Resistance	Saturation Current	Heating Rating Current
	L0 (μH)	DCR (mΩ)	Isat (A)	Irms (A)
	±20 %, 100 kHz, 1V	MAX.	TYP.	TYP.
YTA0518-R47M	0.47	9	12.0	10.5
YTA0518-R56M	0.56	10	11	9.5
YTA0518-1R0M	1.0	17	9.0	8.0
YTA0518-1R5M	1.5	26	8	7.5
YTA0518-2R2M	2.2	35	6.0	5.0
YTA0518-3R3M	3.3	58	4.8	4.5
YTA0518-4R7M	4.7	85	4.0	3.5
YTA0518-6R8M	6.8	120	3.4	2.8
YTA0518-100M	10	155	2.5	2.5

•YTA0520 TYPE:

Part No.	Inductance	DC Resistance	Saturation Current	Heating Rating Current
	L0 (μH)	DCR (mΩ)	Isat (A)	Irms (A)
	±20 %, 100 kHz, 1V	MAX.	TYP	TYP
YTA0520-R22M	0.22	4.5	19	15
YTA0520-R47M	0.47	9	16	10.5
YTA0520-R56M	0.56	10	15	9.5
YTA0520-1R0M	1.0	17	9.5	8.0
YTA0520-1R5M	1.5	30	8.5	5.5
YTA0520-2R2M	2.2	34	7	5
YTA0520-3R3M	3.3	58	5.5	4.5
YTA0520-4R7M	4.7	78	4.5	3.5
YTA0520-6R8M	6.8	120	3.5	2.8
YTA0520-8R2M	8.2	150	3.3	2.6
YTA0520-100M	10	175	3	2.5

淮安文善（文盛）电子有限公司  
HuaiAn Wenshan (Wensheng) Electronics Co., Ltd

•YTA0530 TYPE:

Part No.	Inductance	DC Resistance	Saturation Current	Heating Rating Current
	L0 (μH)	DCR (mΩ)	Isat (A)	Irms (A)
	±20 %, 100 kHz, 1V	MAX.	TYP.	TYP.
YTA0530-R10M	0.10	3.0	30	25
YTA0530-R20M	0.20	3.9	20	14
YTA0530-R33M	0.33	5.5	18	14
YTA0530-R47M	0.47	8.5	15	11
YTA0530-R68M	0.68	12	11.5	9.0
YTA0530-1R0M	1.0	14	10	8.5
YTA0530-1R2M	1.2	16	9.5	8.5
YTA0530-1R5M	1.5	25	9	8.2
YTA0530-2R2M	2.2	29	7.0	7.0
YTA0530-3R3M	3.3	38	6.0	5.5
YTA0530-4R7M	4.7	60	4.6	4.5
YTA0530-6R8M	6.8	90	3.6	3.5
YTA0530-100M	10	125	3.5	3.2

•YTA0618 TYPE

Part No.	Inductance	DC Resistance	Saturation Current	Heating Rating Current
	L0 (μH)	DCR (mΩ)	Isat (A)	Irms (A)
	±20 %, 100 kHz, 1V	MAX.	TYP.	TYP.
YTA0618-R10M	0.10	2.3	38	25
YTA0618-R22M	0.22	3.5	24	22
YTA0618-R47M	0.47	8.4	18	11.5
YTA0618-R68M	0.68	12	16.5	9.5
YTA0618-1R0M	1.0	16	12	8.5
YTA0618-1R5M	1.5	26	9.2	8
YTA0618-2R2M	2.2	35	8	7
YTA0618-3R3M	3.3	50	6	4.5
YTA0618-4R7M	4.7	62	5	4
YTA0618-6R8M	6.8	110	4.5	3
YTA0618-100M	10	155	4	2.3
YTA0618-220M	22	350	2.3	1.8

淮安文善（文盛）电子有限公司  
HuaiAn Wenshan (Wensheng) Electronics Co., Ltd

•YTA0624 TYPE

Part No.	Inductance	DC Resistance	Saturation Current	Heating Rating Current
	L0 (μH)	DCR (mΩ)	Isat (A)	Irms (A)
	±20 %, 100 kHz, 1V	MAX.	TYP.	TYP.
YTA0624-R22M	0.22	3	30	21
YTA0624-R33M	0.33	4.1	24.5	18
YTA0624-R47M	0.47	5.1	20	15
YTA0624-R56M	0.56	6.5	17	13
YTA0624-R68M	0.68	7	16	12
YTA0624-1R0M	1.0	13.5	15	9
YTA0624-1R5M	1.5	20	13.5	8.2
YTA0624-2R2M	2.2	28	10	7
YTA0624-3R3M	3.3	39	8	5.5
YTA0624-4R7M	4.7	50	6.5	5
YTA0624-6R8M	6.8	70	6	4
YTA0624-100M	10	101	4	3.1
YTA0624-150M	15	160	3.3	2.5
YTA0624-220M	22	230	2.5	2

淮安文善（文盛）电子有限公司  
HuaiAn Wenshan (Wensheng) Electronics Co., Ltd

•YT0630 TYPE

Part No.	Inductance	DC Resistance	Saturation Current	Heating Rating Current
	L0 (μH)	DCR (mΩ)	Isat (A)	Irms (A)
	±20 %, 100 kHz, 1V	MAX.	TYP.	TYP.
YT0630-R22M	0.22	3	34	24
YT0630-R33M	0.33	3.5	25	21
YT0630-R47M	0.47	4.1	20	18
YT0630-R56M	0.56	4.5	18	16.5
YT0630-R68M	0.68	5.3	17	16
YT0630-R82M	0.82	6.0	16	14
YT0630-1R0M	1.0	7.4	15	12
YT0630-1R5M	1.5	12.1	12	12
YT0630-2R2M	2.2	15	10	9.5
YT0630-3R3M	3.3	22	9.5	8.5
YT0630-4R7M	4.7	33	9	6
YT0630-5R6M	5.6	42	6.5	5.5
YT0630-6R8M	6.8	48	6	5
YT0630-8R2M	8.2	60	5.5	5
YT0630-100M	10	68	5.5	4.5
YT0630-150M	15	113	4.0	3
YT0630-220M	22	170	3	2.5
YT0630-330M	33	270	2.5	2
YT0630-470M	47	385	2	1.5

•YT0640 TYPE

Part No.	Inductance	DC Resistance	Saturation Current	Heating Rating Current
	L0 (μH)	DCR (mΩ)	Isat (A)	Irms (A)
	±20 %, 100 kHz, 1V	MAX.	TYP.	TYP.
YT0640-2R2M	2.2	14	11.0	9
YT0640-4R7M	4.7	30	9.0	7.0
YT0640-150M	15	110	4.5	3.5



淮安文善（文盛）电子有限公司  
HuaiAn Wenshan (Wensheng) Electronics Co., Ltd

•YT0650 TYPE:

Part No.	Inductance	DC Resistance	Saturation Current	Heating Rating Current
	L0 (μH)	DCR (mΩ)	Isat (A)	Irms (A)
	±20 %, 100 kHz, 1V	MAX.	TYP.	TYP.
YT0650-R47M	0.47	3.9	21.0	20
YT0650-R68M	0.68	4.5	18.0	16.5
YT0650-1R0M	1.0	6.6	16.0	12
YT0650-1R5M	1.5	10	13.0	9.5
YT0650-2R2M	2.2	12.5	11.0	9
YT0650-3R3M	3.3	22.0	10.0	8.5
YT0650-4R7M	4.7	29	8	6
YT0650-6R8M	6.8	41	6.3	5.8
YT0650-8R2M	8.2	48	5.5	5.5
YT0650-100M	10	60	5.3	4.5
YT0650-150M	15	90	4.0	3.1
YT0650-220M	22	140	3.5	2.6
YT0650-330M	33	190	3.0	2.3
YT0650-470M	47	230	2.6	2.0

淮安文善（文盛）电子有限公司  
HuaiAn Wenshan (Wensheng) Electronics Co., Ltd

•YT1040 TYPE

Part No.	Inductance	DC Resistance	Saturation Current	Heating Rating Current
	L0 (μH)	DCR (mΩ)	Isat (A)	Irms (A)
	±20 %, 100 kHz, 1V	MAX.	TYP.	TYP.
YT1040-R15M	0.15	0.65	75	45
YT1040-R22M	0.22	1	60	35
YT1040-R30M	0.3	1.1	45	35
YT1040-R36M	0.36	1.2	45	30
YT1040-R47M	0.47	1.7	40	30
YT1040-R56M	0.56	1.8	33	25
YT1040-R68M	0.68	2.4	30	23
YT1040-R80M	0.8	2.7	29	23
YT1040-1R0M	1.0	3.3	28	19
YT1040-1R5M	1.5	4.2	24	16
YT1040-2R2M	2.2	7	16.5	12
YT1040-3R3M	3.3	11.8	16	11
YT1040-4R7M	4.7	20	13	9
YT1040-6R8M	6.8	25	12	8.5
YT1040-8R2M	8.2	27	9	8
YT1040-100M	10	30	8.5	7.8
YT1040-150M	15	45	7	6.5
YT1040-220M	22	66	5.5	5
YT1040-330M	33	92	4.8	4.4
YT1040-470M	47	145	3.5	3.3
YT1040-680M	68	195	3	2.5

淮安文善（文盛）电子有限公司  
HuaiAn Wenshan (Wensheng) Electronics Co., Ltd

•YT1240 TYPE

Part No.	Inductance	DC Resistance	Saturation Current	Heating Rating Current
	L0 (μH)	DCR (mΩ)	Isat (A)	Irms (A)
	±20 %, 100 kHz, 1V	MAX.	TYP.	TYP.
YT1240-R22M	0.22	0.9	50.0	42.0
YT1240-R47M	0.47	2.0	48.0	33.0
YT1240-R68M-E50	0.68	3.5	47.0	28.0
YT1240-R82M-E50	0.82	4.5	40.0	28.0
YT1240-1R0M-E50	1.0	7.5	35.0	24.0
YT1240-1R5M-E50	1.5	9.5	30.5	20.0
YT1240-2R2M-E50	2.2	11.5	26.0	18.0
YT1240-3R3M-E50	3.3	13.0	21.0	15.0
YT1240-4R7M-E50	4.7	14.5	18.0	13.0
YT1240-6R8M-E50	6.8	20.0	14.0	9.0
YT1240-100M-E50	10.0	25.0	10.0	8.0
YT1240-150M-E50	15.0	39.0	7.5	6.5
YT1240-220M-E50	22.0	51.0	6.0	4.5

•YT1250 TYPE

Part No.	Inductance	DC Resistance	Saturation Current	Heating Rating Current
	L0 (μH)	DCR (mΩ)	Isat (A)	Irms (A)
	±20 %, 100 kHz, 1V	MAX.	TYP.	TYP.
YT1250-R22M	0.22	0.7	75	50
YT1250-R36M	0.36	0.85	50	42
YT1250-R50M	0.50	1.15	48	38
YT1250-R68M	0.68	1.55	46	33
YT1250-R82M	0.82	1.67	39	30
YT1250-1R0M	1.0	2.2	35	26
YT1250-1R5M	1.5	3.2	33	23
YT1250-2R2M	2.2	5.0	24	15
YT1250-3R3M-E50	3.3	7	22	14
YT1250-4R7M-E50	4.7	9	20	13
YT1250-6R8M-E50	6.8	18	16	12
YT1250-100M-E50	10	22	12	9
YT1250-150M-E50	15	30	10	8
YT1250-220M-E50	22	58	6.5	4.5
YT1250-330M-E50	33	84	6.0	3.5
YT1250-470M-E50	47	130	5.0	3.0

淮安文善（文盛）电子有限公司  
HuaiAn Wenshan (Wensheng) Electronics Co., Ltd

•YT1260 TYPE

Part No.	Inductance	DC Resistance	Saturation Current	Heating Rating Current
	L0 (μH)	DCR (mΩ)	Isat (A)	Irms (A)
	±20 %, 100 kHz, 1V	MAX.	TYP.	TYP.
YT1260-4R7M-E50	4.7	9.0	24.0	15.0
YT1260-5R6M-E50	5.6	11.0	22.5	13.0
YT1260-6R8M-E50	6.8	13.5	19.0	12.0
YT1260-8R2M-E50	8.2	16.0	13.5	11.0
YT1260-100M-E50	10.0	20.7	12.5	10.0
YT1260-120M-E50	12.0	23.0	10	9.0
YT1260-150M-E50	15.0	29.0	9.0	8.5
YT1260-180M-E50	18.0	35.0	8.0	7.5
YT1260-220M-E50	22.0	39.5	7.5	7.0
YT1260-270M-E50	27.0	56.0	6.5	6.0
YT1260-330M-E50	33.0	75.0	6.0	5.5
YT1260-470M-E50	47.0	90.0	5.5	5.0
YT1260-680M-E50	68.0	140.0	4.5	4.0
YT1260-101M-E50	100.0	200.0	3.5	3.0
YT1260-121M-E50	120.0	235.0	3.2	2.0
YT1260-151M-E50	150.0	350.0	2.7	1.5

• Notes

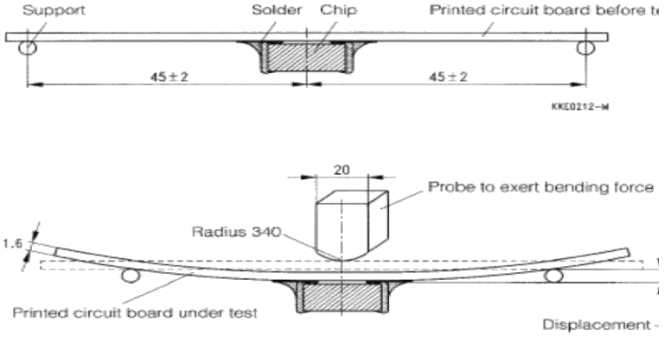
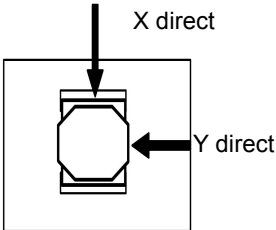
1. All test data is referenced to 25 °C ambient
2. Operating temperature range - 55 °C to + 125 °C
3. Irms (A):DC current (A) that will cause an approximate ΔT of 40 °C(reference ambient temperature is 25 °C)
4. Isat(A):DC current (A) that will cause L0 to drop approximately 30 %
5. The part temperature (ambient + temp rise) should not exceed 125 °C under worst case operating conditions.  
Circuit design, component placement, PWB trace size and thickness, airflow and other cooling provisions all affect the part temperature. Part temperature should be verified in the end application.
6. Absolute maximum voltage 30VDC

淮安文善（文盛）电子有限公司  
HuaiAn Wenshan (Wensheng) Electronics Co., Ltd

**8. Reliability Test**

Item	Specification and Requirement	Test Method								
Solderability	1. No case deformation or change in appearance  2. New solder coverage More than 90%	1.Preheat: 155℃±5℃ , 60S±2S 2.Tin: lead-free. 3.Temperature:245℃±5℃, flux 3.0S±0.5S.								
Mechanical shock	1. No case deformation or change in appearance  2. $\Delta L/L_0 \leq \pm 10\%$	1. Acceleration: 100G 2. Pulse time: 6ms 3. 3 times in each positive and negative direction of 3 mutual perpendicular directions								
Mechanical vibration	1. No case deformation or change in appearance  2. $\Delta L/L_0 \leq \pm 10\%$	1. The test samples shall be soldered to the board. Then it shall be submitted to below test conditions. <table border="1" style="margin-left: 20px;"> <tr> <td>Fre. Range</td> <td>10~55Hz</td> </tr> <tr> <td>Total Amplitude</td> <td>1.5mm</td> </tr> <tr> <td>Sweeping Method</td> <td>10Hz to 55Hz to 10Hz</td> </tr> <tr> <td>Time</td> <td>For 2 hours on each X,Y,Z axis.</td> </tr> </table> 2. Recovery: At least 2 hours of recovery under the standard condition after the test, followed by the measurement within 24 ±2 hours.	Fre. Range	10~55Hz	Total Amplitude	1.5mm	Sweeping Method	10Hz to 55Hz to 10Hz	Time	For 2 hours on each X,Y,Z axis.
Fre. Range	10~55Hz									
Total Amplitude	1.5mm									
Sweeping Method	10Hz to 55Hz to 10Hz									
Time	For 2 hours on each X,Y,Z axis.									
Thermal Shock	Inductance change: Within ± 10% Without distinct damage in appearance	1. First -55℃ for 30 minutes, last 125℃ for 30 minutes as 1 cycle. Go through 1000 cycles. 2. Max transfer time is 2 minutes. 3. Measured at room temperature after placing for 24 ± 2 hours								
Humidity Resistance	Inductance change: Within ± 10% Without distinct damage in appearance	1.Reflow 2 times, 2.85℃,85%RH,1000 hours 3.Measured at room temperature after placing for 24 ± 2 hours								
Low temperature storage	Inductance change: Within ± 10% Without distinct damage in appearance	1. Temperature: -55 ± 2℃ 2. Time: 1000 hours 3. Measured at room temperature after placing for 24 ± 2 hours								

淮安文善（文盛）电子有限公司  
HuaiAn Wenshan (Wensheng) Electronics Co., Ltd

<p style="text-align: center;">High temperature storage</p>	<p>Inductance change: Within <math>\pm 10\%</math> Without distinct damage in appearance</p>	<ol style="list-style-type: none"> <li>1. Temperature: <math>+125 \pm 2^\circ\text{C}</math></li> <li>2. Time: 1000 hours</li> <li>3. Measured at room temperature after placing for <math>24 \pm 2</math> hours</li> </ol>
<p style="text-align: center;">Board Flex</p>	<p>Inductance change: Within <math>\pm 10\%</math> Without distinct damage in appearance</p>	<ol style="list-style-type: none"> <li>1、 Run through IR reflow for 2 times;</li> <li>2、 Place the 100mm X 40mm board into a fixture similar to the one shown in below Figure with the component facing down</li> <li>3、 The apparatus shall consist of mechanical means to apply a force which will bend the board (D) x = 2 mm minimum.</li> <li>4、 The duration of the applied forces shall be <math>60 \pm 5</math> sec. The force is to be applied only once to the board.</li> </ol> 
<p style="text-align: center;">Terminal Strength</p>	<p>No removal or split of the termination or other defects shall occur.</p>	<ol style="list-style-type: none"> <li>1、 The test samples shall be soldered to the board</li> <li>2、 Push the product vertically from the side of the sample using the thrust tester.</li> <li>3、 Automotive electronics: 17.7N, <math>60\text{S} \pm 1\text{s}</math>, X , Y direct.</li> </ol> 

## Recommended Soldering Technologies

### (1) Re-flowing Profile

Preheat condition: 150 ~200°C/60~180sec.

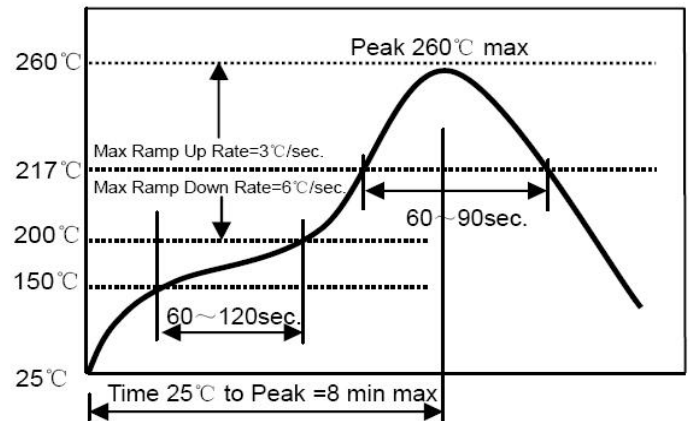
Allowed time above 217°C: 80~120sec.

Max temp: 260°C

Max time at max temp: 10 sec.

Solder paste: Sn/3.0Ag/0.5Cu

Allowed Reflow time: 2x max



### (2) Iron Soldering Profile

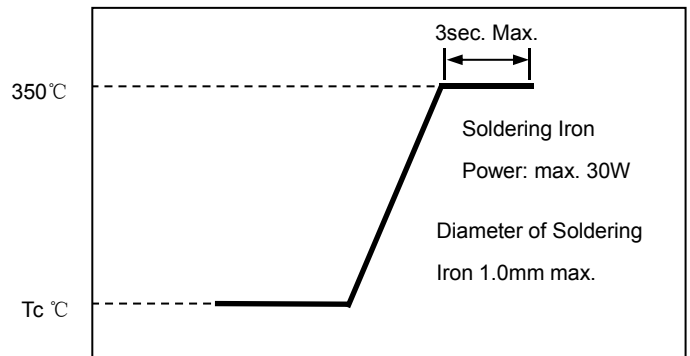
Iron soldering power: Max. 30W

Pre-heating: 150°C/60sec.

Soldering time: 3sec. Max.

Solder paste: Sn/3.0Ag/0.5Cu

Max.1 times for iron soldering



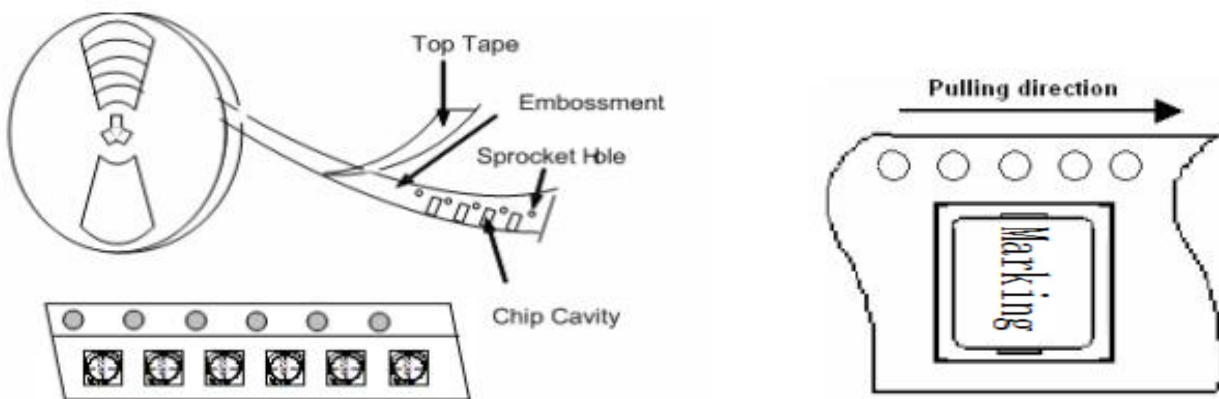
淮安文善（文盛）电子有限公司  
HuaiAn Wenshan (Wensheng) Electronics Co., Ltd

**9.Packaging, Storage and Transportation**

- Tape Carrier Packaging:

Type	Standard Quantity (pcs/reel)	Type	Standard Quantity (pcs/reel)
YT0412	3000	YT0640	1000
YT0420	3000	YT0650	1000
YT0518	2000	YT1040	500
YT0520	2000	YT1045	500
YT0530	2000	YT1240	500
YT0618	2000	YT1250	500
YT0624	1500	YT1260	500
YT0630	1500		

- Taping Drawings (UNIT:mm)



- Reel and Taping Dimensions (UNIT:mm)





淮安文善（文盛）电子有限公司  
HuaiAn Wenshan (Wensheng) Electronics Co., Ltd

Type	Reel Dimensions (mm)				Tape Dimensions (mm)							
	A	N	W	C	W	P	P0	A0	B0	H	T	
YT0412	330 +2/-0	100 +2/-0	12.4 +2/-0	13.2 ±0.2	12±0.3	8±0.1	4±0.1	4.4±0.1	4.9±0.1	1.5±0.05	0.3±0.05	
YT0420	330 +2/-0	100 +2/-0	12.4 +2/-0	13.2 ±0.2	12±0.3	8±0.1	4±0.1	4.4±0.1	4.9±0.1	2.3±0.05	0.35±0.05	
YT0518	330 +2/-0	100 +2/-0	12.4 +2/-0	13.2 ±0.2	12±0.3	8±0.1	4±0.1	5.4±0.1	5.9±0.1	2.1±0.05	0.35±0.05	
YT0520	330 +2/-0	100 +2/-0	12.4 +2/-0	13.2 ±0.2	12±0.3	8±0.1	4±0.1	5.5±0.1	5.85±0.1	2.2±0.1	0.35±0.05	
YT0530	330 +2/-0	100 +2/-0	12.4 +2/-0	13.2 ±0.2	12±0.3	8±0.1	4±0.1	5.4±0.1	5.9±0.1	3.3±0.05	0.35±0.05	
YT0618	330 +2/-0	100 +2/-0	16.4 +2/-0	13.2 ±0.2	16±0.3	12±0.1	4±0.1	6.9±0.1	7.5±0.1	2.1±0.05	0.35±0.05	
YT0624	330 +2/-0	100 +2/-0	16.4 +2/-0	13.2 ±0.2	16±0.3	12±0.1	4±0.1	6.9±0.1	7.5±0.1	2.7±0.05	0.35±0.05	
YT0630	330 +2/-0	100 +2/-0	16.4 +2/-0	13.2 ±0.2	16±0.3	12±0.1	4±0.1	6.9±0.1	7.5±0.1	3.3±0.05	0.35±0.05	
YT0640	330 +2/-0	100 +2/-0	16.4 +2/-0	13.2 ±0.2	16±0.3	12±0.1	4±0.1	6.9±0.1	7.5±0.1	4.2±0.1	0.35±0.05	
YT0650	330 +2/-0	100 +2/-0	16.4 +2/-0	13.2 ±0.2	16±0.3	12±0.1	4±0.1	6.9±0.1	7.5±0.1	5.2±0.1	0.4±0.05	
YT1040	330 +2/-0	100 +2/-0	24.4 +2/-0	13.2 ±0.2	24±0.3	16±0.1	4±0.1	10.4±0.1	11.5±0.1	4.3±0.1	0.35±0.05	
YT1045	330 +2/-0	100 +2/-0	24.4 +2/-0	13.2 ±0.2	24±0.3	16±0.1	4±0.1	10.4±0.1	11.5±0.1	4.8±0.1	0.35±0.05	
YT1240	330 +2/-0	100 +2/-0	24.4 +2/-0	13.2 ±0.2	24±0.3	16±0.1	4±0.1	13.4±0.1	14.4±0.1	4.3±0.1	0.5±0.05	
YT1250	330 +2/-0	100 +2/-0	24.4 +2/-0	13.2 ±0.2	24±0.3	16±0.1	4±0.1	13.2±0.1	14.4±0.1	5.3±0.1	0.5±0.05	
YT1260	330 +2/-0	100 +2/-0	24.4 +2/-0	13.2 ±0.2	24±0.3	16±0.1	4±0.1	13.2±0.1	14.4±0.1	6.3±0.1	0.5±0.05	

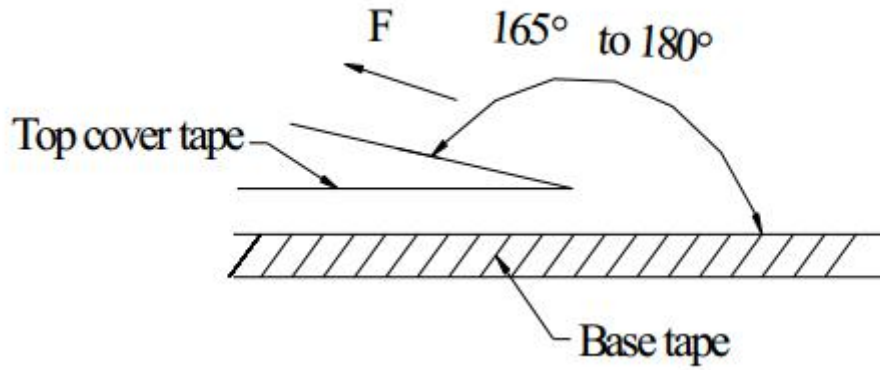
淮安文善（文盛）电子有限公司  
HuaiAn Wenshan (Wensheng) Electronics Co., Ltd

---

- Peel force of top cover tape

The peel speed shall be about 300mm/minute

The peel force of top cover tape shall be between 0.1 to 1.3 N



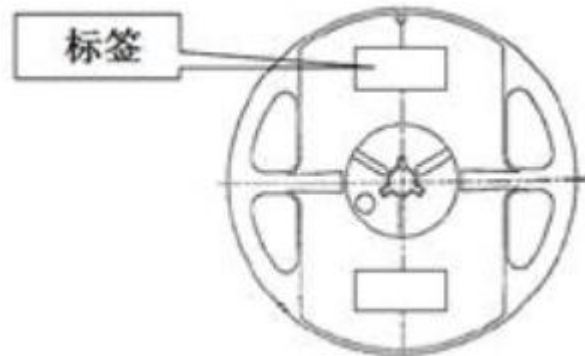
- Label

Label on the reel

- Customer's part Number
- Lot Number
- Quantity
- date code

Shipping Label

- Customer's part Number
- Manufacturer's part Number
- Quantity
- date code



## X-ON Electronics

Largest Supplier of Electrical and Electronic Components

*Click to view similar products for [Fixed Inductors](#) category:*

*Click to view products by [Wenshan](#) manufacturer:*

Other Similar products are found below :

[MLZ1608M6R8WTD25](#) [MLZ1608N6R8LT000](#) [MLZ1608N3R3LTD25](#) [MLZ1608N3R3LT000](#) [MLZ1608N150LT000](#)

[MLZ1608M150WTD25](#) [MLZ1608M3R3WTD25](#) [MLZ1608M3R3WT000](#) [MLZ1608M150WT000](#) [MLZ1608A1R5WT000](#)

[MLZ1608N1R5LT000](#) [B82432C1333K000](#) [PCMB053T-1R0MS](#) [PCMB053T-1R5MS](#) [PCMB104T-1R5MS](#) [CR32NP-100KC](#) [CR32NP-](#)

[151KC](#) [CR32NP-180KC](#) [CR32NP-181KC](#) [CR32NP-1R5MC](#) [CR32NP-390KC](#) [CR32NP-3R9MC](#) [CR32NP-680KC](#) [CR32NP-820KC](#)

[CR32NP-8R2MC](#) [CR43NP-390KC](#) [CR43NP-560KC](#) [CR43NP-680KC](#) [CR54NP-181KC](#) [CR54NP-470LC](#) [CR54NP-820KC](#) [CR54NP-8R5MC](#)

[MGDQ4-00004-P](#) [MGDU1-00016-P](#) [MHL1ECTTP18NJ](#) [MHL1JCTTD12NJ](#) [PE-51506NL](#) [PE-53601NL](#) [PE-53630NL](#) [PE-53824SNLT](#) [PE-](#)

[62892NL](#) [PE-92100NL](#) [PG0434.801NLT](#) [PG0936.113NLT](#) [PM06-2N7](#) [PM06-39NJ](#) [HC2LP-R47-R](#) [HC2-R47-R](#) [HC3-2R2-R](#) [HC8-1R2-R](#)