

RELAYS AND CONTACTORS

General Purpose Relays-Type 184

General Purpose Relay



Sec.	STANCOR PART NUMBER	Pole Form	Coil Volt.	A.C. or D.C.	Contact Rating		DIMENSIONS-INCHES			Weight (oz.)	Agency * Certification
					Inductive	Resistive	L	Case W	H		
A	184-911	SPNO	6	A.C.	12 Amps. Continuous 60 Amps. Inrush @ 125 V.A.C.		1.84	1.27	1.56	3.0	UL/CSA
	184-912	SPNO	24	A.C.			1.84	1.27	1.56	3.0	UL/CSA
	184-913	SPNO	120	A.C.			1.84	1.27	1.56	3.0	UL/CSA
	184-914	SPNO	208/240	A.C.			1.88	1.27	1.56	3.0	UL/CSA
	184-929	SPNO	277	A.C.			1.84	1.27	1.56	3.0	UL/CSA
B	184-915	SPDT	6	A.C.	8 Amps. Continuous 48 Amps. Inrush @ 250 V.A.C.	18 Amps. Continuous @ 277 V.A.C.	1.84	1.27	1.56	3.0	UL/CSA
	184-916	SPDT	24	A.C.			1.84	1.27	1.56	3.0	UL/CSA
	184-917	SPDT	120	A.C.			1.84	1.27	1.56	3.0	UL/CSA
	184-918	SPDT	208/240	A.C.			1.84	1.27	1.56	3.0	UL/CSA
	184-930	SPDT	277	A.C.			1.84	1.27	1.56	3.0	UL/CSA
C	184-919	SPNO/SPNC	24	A.C.	7 Amps Continuous 42 Amps. Inrush @ 277 V.A.C.		1.84	1.27	1.56	3.0	UL/CSA
	184-920	SPNO/SPNC	120	A.C.			1.84	1.27	1.56	3.0	UL/CSA
	184-921	SPNO/SPNC	208/240	A.C.			1.84	1.27	1.56	3.0	UL/CSA
	184-931	SPNO/SPNC	277	A.C.			1.84	1.27	1.56	3.0	UL/CSA
	184D-901	SPDT	12	D.C.			4 Amps @ 12V	1.88	1.27	1.56	3.0
D	184-927	SPNO/SPNC	120	A.C.	14 Amps. Continuous 60 Amps. Inrush	25 Amps. Continuous @125 V.A.C.	1.84	1.27	1.56	3.0	UL/CSA

— Totally Enclosed
— A.C. Coils Rated 50/60Hz

For schematic diagrams and outline drawings refer to page 62.

* Agency Certification Note: UL Recognized (File E12139 or E22381)
CSA Certified (File LR 13360)



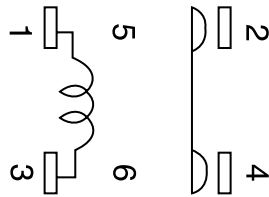
Engineering Design Data

Type	A.C. or D.C.	Magnet Coil Rating (Volt Amperes)			Operation in % of Nom. Coil Rating		Breakdown Voltages All Terminals - 60 Hz RMS			Contact Material	Electrical Life		Mechanical Life		Max. Oper. Amb. °F
		Inrush	Sealed Nom.	Max.	Pick-up	Max. Safe Operate	Opposite Polarity	Open Contacts Same Polarity	To Ground		Power	Oper. At Rated Load	Oper. Per Min.	Oper. At No Load	
184	A.C.	4	2.8	3	85%	110%	1500	1000	1500	Silver Alloy	100,000†	6	1,000,000	60	150
	D.C.	2	-	-	66%	110%	1500	1000	1500	Silver Alloy	100,000	6	1,000,000	60	150

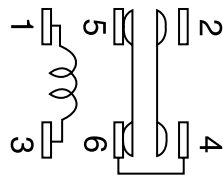
† Load tests – making inrush ratings (0.4 to 0.5 P.F.) – breaking 125% continuous rating (0.65 to 0.8 P.F.)

Type 184

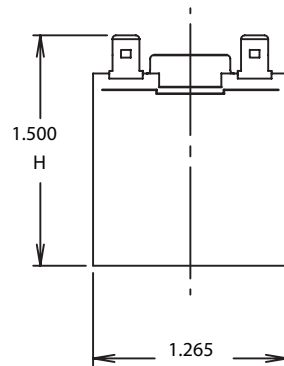
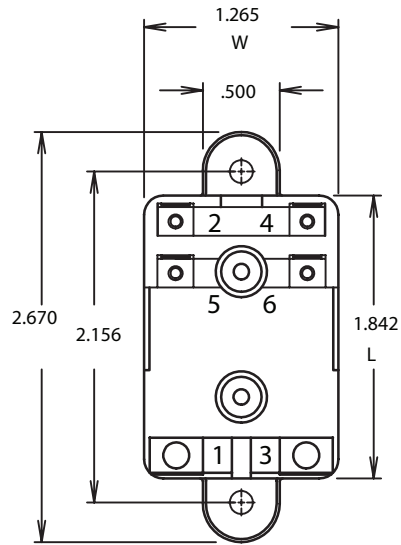
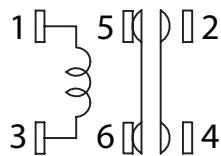
Schematic
184 SPNO



Schematic
184 SPDT

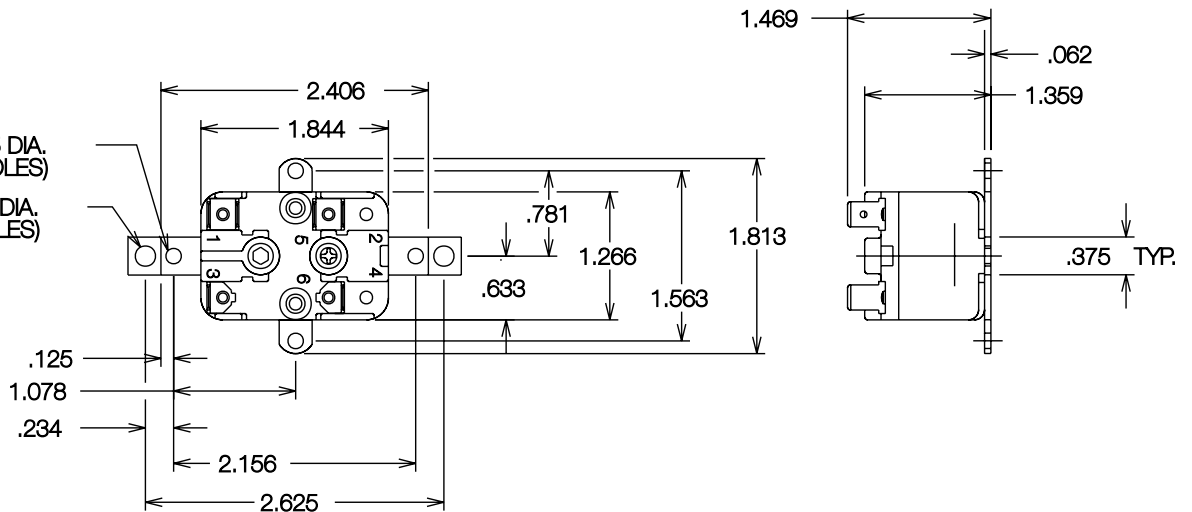


Schematic
184 SPNO/SPNC



Universal Mounting Bracket

.150/.155 DIA.
(4 MOUNTING HOLES)
.165/.170 DIA.
(2 MOUNTING HOLES)



X-ON Electronics

Largest Supplier of Electrical and Electronic Components

Click to view similar products for [General Purpose Relays](#) category:

Click to view products by [White-Rodgers](#) manufacturer:

Other Similar products are found below :

[JVN1AF-4.5V-F](#) [PCN-105D3MHZ](#) [5JO-10000S-SIL](#) [5JO-1000CD-SIL](#) [5JO-400CD-SIL](#) [LY2S-AC220/240](#) [LYQ20DC12](#) [6031007G](#)
[6131406HQ](#) [6-1393099-8](#) [6-1393122-4](#) [6-1393123-2](#) [6-1393767-1](#) [6-1393843-7](#) [6-1415012-1](#) [6-1419102-2](#) [6-1423698-4](#) [6-1608051-6](#) [6-1608067-0](#) [6-1616170-6](#) [6-1616248-2](#) [6-1616282-3](#) [6-1616348-2](#) [6-1616349-9](#) [6-1616350-1](#) [6-1616350-8](#) [6-1616358-7](#) [6-1616359-9](#) [6-1616360-9](#) [6-1616931-6](#) [6-1617039-1](#) [6-1617052-1](#) [6-1617090-2](#) [6-1617090-5](#) [6-1617347-5](#) [6-1617353-3](#) [6-1617801-8](#) [6-1618107-9](#) [6-1618248-4](#) [CX-4014](#) [MAHC-5494](#) [MAVCD-5419-6](#) [703XCX-120A](#) [7-1393100-5](#) [7-1393111-7](#) [7-1393767-8](#) [7-1414968-8](#) [7-1419130-3](#) [7-1608047-2](#) [7-1608065-1](#)