

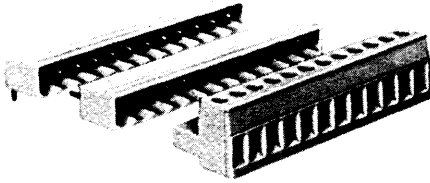
Pluggable terminal strips for printed circuits



Color: black - 5mm / light grey - 5.08mm
 rated cross section 2.5 mm²

solid/fine stranded
 rated voltage 250V~, 300V ==
 (VDE 0110 Gr. C)

UL ratings: AWG No 22-12 300V 15 A
 CSA ratings: AWG No 22-12 300 V 15 A



MATERIALS:

Insulating housing: polyamide, flame resistant
 UL 94 V-0 continuous temp. 100°C

Clamping body and clamping screws: copper alloy, nickel plated

Solder pins and contact springs: tin plated bronze

All metal parts are either recessed or enclosed in the insulating body, providing circuit protection and dead-front safety. The terminal block connectors are provided with captive wire protection, and the terminal screws are captive and secured against loosening.

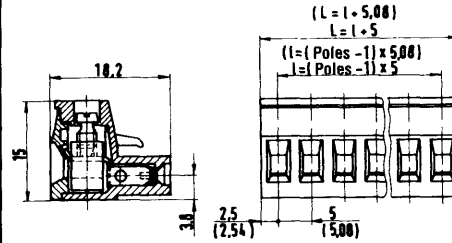
spacing 5 mm: standard color: black.

spacing 5.08 mm: standard color: light grey

Type 8113 B/.. Type 8213 B/..

spacing 5mm / 5.08 mm

Plug connector



screw connection
 wire strip length 6 mm

8113 B/.. poles	part no	part no	spacing 5 mm
	marked	unmarked	
2	25.320.0253.1	25.320.3253.1	5
3	25.320.0353.1	25.320.3353.1	10
4	25.320.0453.1	25.320.3453.1	15
5	25.320.0553.1	25.320.3553.1	20
6	25.320.0653.1	25.320.3653.1	25
7	25.320.0753.1	25.320.3753.1	30
8	25.320.0853.1	25.320.3853.1	35
9	25.320.0953.1	25.320.3953.1	40
10	25.320.1053.1	25.320.4053.1	45
11	25.320.1153.1	25.320.4153.1	50
12	25.320.1253.1	25.320.4253.1	55
13	25.320.1353.1	25.320.4353.1	60
14	25.320.1453.1	25.320.4453.1	65
15	25.320.1553.1	25.320.4553.1	70
16	25.320.1653.1	25.320.4653.1	75
17	25.320.1753.1	25.320.4753.1	80
18	25.320.1853.1	25.320.4853.1	85
19	25.320.1953.1	25.320.4953.1	90
20	25.320.2053.1	25.320.5053.1	95
21	25.320.2153.1	25.320.5153.1	100
22	25.320.2253.1	25.320.5253.1	105
23	25.320.2353.1	25.320.5353.1	110
24	25.320.2453.1	25.320.5453.1	115

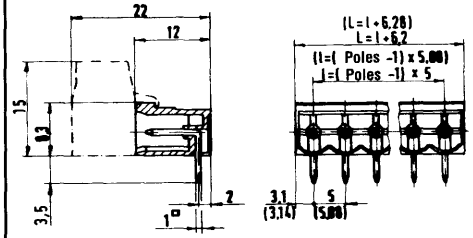
8213 B/.. poles	part no	part no	spacing 5.08 mm
	marked	unmarked	
2	25.340.0253.0	25.340.3253.0	5.08
3	25.340.0353.0	25.340.3353.0	10.16
4	25.340.0453.0	25.340.3453.0	15.24
5	25.340.0553.0	25.340.3553.0	20.32
6	25.340.0653.0	25.340.3653.0	25.40
7	25.340.0753.0	25.340.3753.0	30.48
8	25.340.0853.0	25.340.3853.0	35.56
9	25.340.0953.0	25.340.3953.0	40.64
10	25.340.1053.0	25.340.4053.0	45.72
11	25.340.1153.0	25.340.4153.0	50.80
12	25.340.1253.0	25.340.4253.0	55.88
13	25.340.1353.0	25.340.4353.0	60.96
14	25.340.1453.0	25.340.4453.0	66.04
15	25.340.1553.0	25.340.4553.0	71.12
16	25.340.1653.0	25.340.4653.0	76.20
17	25.340.1753.0	25.340.4753.0	81.28
18	25.340.1853.0	25.340.4853.0	86.36
19	25.340.1953.0	25.340.4953.0	91.44
20	25.340.2053.0	25.340.5053.0	96.52
21	25.340.2153.0	25.340.5153.0	101.60
22	25.340.2253.0	25.340.5253.0	106.68
23	25.340.2353.0	25.340.5353.0	111.76
24	25.340.2453.0	25.340.5453.0	116.84

Type 8113 S/..W Type 8213 S/..W

spacing 5mm / 5.08mm

Horizontal socket

Plug-in parallel to PC board



cross section 1 x 1
 diameter of drilling hole 1.4 mm

8113 S/..W poles	part no	spacing 5 mm
	unmarked	
2	25.332.3253.1	5
3	25.332.3353.1	10
4	25.332.3453.1	15
5	25.332.3553.1	20
6	25.332.3653.1	25
7	25.332.3753.1	30
8	25.332.3853.1	35
9	25.332.3953.1	40
10	25.332.4053.1	45
11	25.332.4153.1	50
12	25.332.4253.1	55
13	25.332.4353.1	60
14	25.332.4453.1	65
15	25.332.4553.1	70
16	25.332.4653.1	75
17	25.332.4753.1	80
18	25.332.4853.1	85
19	25.332.4953.1	90
20	25.332.5053.1	95
21	25.332.5153.1	100
22	25.332.5253.1	105
23	25.332.5353.1	110
24	25.332.5453.1	115

8213 S/..W poles	part no	spacing 5.08 mm
	unmarked	
2	25.352.3253.0	5.08
3	25.352.3353.0	10.16
4	25.352.3453.0	15.24
5	25.352.3553.0	20.32
6	25.352.3653.0	25.40
7	25.352.3753.0	30.48
8	25.352.3853.0	35.56
9	25.352.3953.0	40.64
10	25.352.4053.0	45.72
11	25.352.4153.0	50.80
12	25.352.4253.0	55.88
13	25.352.4353.0	60.96
14	25.352.4453.0	66.04
15	25.352.4553.0	71.12
16	25.352.4653.0	76.20
17	25.352.4753.0	81.28
18	25.352.4853.0	86.36
19	25.352.4953.0	91.44
20	25.352.5053.0	96.52
21	25.352.5153.0	101.60
22	25.352.5253.0	106.68
23	25.352.5353.0	111.76
24	25.352.5453.0	116.84

Z5.523.2453.0

See page 145 for the use of fixing brackets, end plates, and coding pieces.

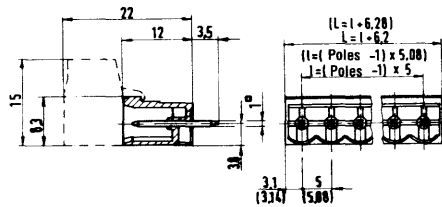
Accessories

fixing brackets
 complete end section

Type 8113 S/..G Type 8213 S/..G

spacing 5/ 5.08 mm

Vertical socket
plug-in perpendicular to PC board



cross section 1 x 1
diameter of drilling hole 1.4 mm

8113 S/..G poles	part no	spacing 5 mm l
	unmarked	
2	25.330.3253.1	5
3	25.330.3353.1	10
4	25.330.3453.1	15
5	25.330.3553.1	20
6	25.330.3653.1	25
7	25.330.3753.1	30
8	25.330.3853.1	35
9	25.330.3953.1	40
10	25.330.4053.1	45
11	25.330.4153.1	50
12	25.330.4253.1	55
13	25.330.4353.1	60
14	25.330.4453.1	65
15	25.330.4553.1	70
16	25.330.4653.1	75
17	25.330.4753.1	80
18	25.330.4853.1	85
19	25.330.4953.1	90
20	25.330.5053.1	95
21	25.330.5153.1	100
22	25.330.5253.1	105
23	25.330.5353.1	110
24	25.330.5453.1	115

8213 S/..G poles	part no.	spacing 5.08 mm l
	unmarked	
2	25.350.3253.0	5.08
3	25.350.3353.0	10.16
4	25.350.3453.0	15.24
5	25.350.3553.0	20.32
6	25.350.3653.0	25.40
7	25.350.3753.0	30.48
8	25.350.3853.0	35.56
9	25.350.3953.0	40.64
10	25.350.4053.0	45.72
11	25.350.4153.0	50.80
12	25.350.4253.0	55.88
13	25.350.4353.0	60.96
14	25.350.4453.0	66.04
15	25.350.4553.0	71.12
16	25.350.4653.0	76.20
17	25.350.4753.0	81.28
18	25.350.4853.0	86.36
19	25.350.4953.0	91.44
20	25.350.5053.0	96.52
21	25.350.5153.0	101.60
22	25.350.5253.0	106.60
23	25.350.5353.0	111.76
24	25.350.5453.0	116.84

Z5.523.2453.0

Type 8113 SE/..W Type 8213 SE/..W

spacing 5/ 5.08 mm

Two-tier horizontal socket
Plug-in parallel to PC board



cross section 1 x 1
diameter of drilling hole 1.4 mm

8113 SE..W poles	part no	spacing 5 mm l
	unmarked	
2	25.336.3253.1	
3	25.336.3353.1	

Double level receptacles are modular and can be interlocked to form larger units

8213 SE.../W poles	part no	spacing 5.08 mm l
	unmarked	
2	25.356.3253.0	
3	25.356.3353.0	


Double level receptacles are modular and can be interlocked to form larger units.

Z5.523.2453.0
07.310.9853.0

Type 8113 SE/..G Type 8213 SE/..G

spacing 5/ 5.08 mm

Two-tier vertical socket
Plug-in perpendicular to PC board



cross section 1 x 1
diameter of drilling hole 1.4 mm

8113 S/..G poles	part no.	spacing 5 mm l
	unmarked	
2	25.334.3253.1	
3	25.334.3353.1	

Double level receptacles are modular and can be interlocked to form larger units.

8213 S/..G poles	part no	spacing 5.08 mm l
	unmarked	
2	25.354.3253.0	
3	25.354.3353.0	

Double level receptacles are modular and can be interlocked to form larger units.

Z5.523.2453.0
07.310.9853.0


Pluggable terminal strips for printed circuits

148



Color: light grey
 rated cross section 2.5 mm²
 solid/fine stranded
 rated voltage 380 V~, 450V =
 (VDE 0110 Gr. C)

UR ratings: AWG No 22-12 300V 15 A
CSA ratings: AWG No 22-12 300 V 15 A



MATERIALS:

Insulating housing: polyamide, flame resistant
 UL 94 V-0 continuous temperature 100°C

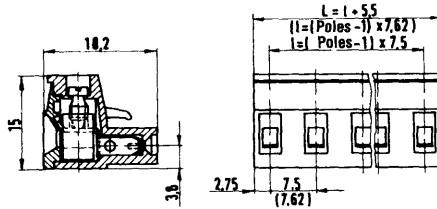
Clamping body and clamping screws: copper alloy nickel plated
 Solder pins and contact springs: tin plated bronze

All metal parts are either recessed or enclosed in the insulating body, providing circuit protection and dead-front safety. The terminal block connectors are provided with captive wire protection, and the terminal screws are captive and secured against loosening.

Type 8313 B/.. Type 8413 B/..

spacing 7.5/7.62 mm

Plug connector



screw connection
 insul. strip length 6 mm

8313 B/..		spacing 7.5 mm		8313 S/..W		spacing 7.5 mm	
poles	part no.	part no.		poles	part no.		
	marked	unmarked			unmarked		
2	25.360.0253.0	25.360.3253.0	7.5	2	25.372.3253.0	7.5	
3	25.360.0353.0	25.360.3353.0	15.0	3	25.372.3353.0	15.0	
4	25.360.0453.0	25.360.3453.0	22.5	4	25.372.3453.0	22.5	
5	25.360.0553.0	25.360.3553.0	30.0	5	25.372.3553.0	30.0	
6	25.360.0653.0	25.360.3653.0	37.5	6	25.372.3653.0	37.5	
7	25.360.0753.0	25.360.3753.0	45.0	7	25.372.3753.0	45.0	
8	25.360.0853.0	25.360.3853.0	52.5	8	25.372.3853.0	52.5	
9	25.360.0953.0	25.360.3953.0	60.0	9	25.372.3953.0	60.0	
10	25.360.1053.0	25.360.4053.0	67.5	10	25.372.4053.0	67.5	
11	25.360.1153.0	25.360.4153.0	75.0	11	25.372.4153.0	75.0	
12	25.360.1253.0	25.360.4253.0	82.5	12	25.372.4253.0	82.5	

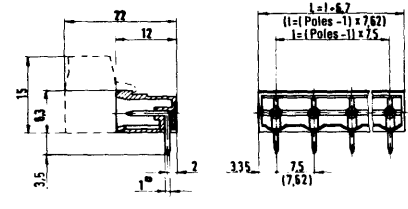
8413 B/..		spacing 7.62mm		8413 S/..W		spacing 7.62 mm	
poles	part no.	part no.		poles	part no.		
	marked	unmarked			unmarked		
2	25.380.0253.0	25.380.3253.0	7.62	2	25.392.3253.0	7.62	
3	25.380.0353.0	25.380.3353.0	15.24	3	25.392.3353.0	15.24	
4	25.380.0453.0	25.380.3453.0	22.86	4	25.392.3453.0	22.86	
5	25.380.0553.0	25.380.3553.0	30.48	5	25.392.3553.0	30.48	
6	25.380.0653.0	25.380.3653.0	38.10	6	25.392.3653.0	38.10	
7	25.380.0753.0	25.380.3753.0	45.72	7	25.392.3753.0	45.72	
8	25.380.0853.0	25.380.3853.0	53.34	8	25.392.3853.0	53.34	
9	25.380.0953.0	25.380.3953.0	60.64	9	25.392.3953.0	60.64	
10	25.380.1053.0	25.380.4053.0	68.58	10	25.392.4053.0	68.58	
11	25.380.1153.0	25.380.4153.0	76.20	11	25.392.4153.0	76.20	
12	25.380.1253.0	25.380.4253.0	83.82	12	25.392.4253.0	83.82	

Type 8313 S/..W Type 8413 S/..W

spacing 7.5/7.62 mm

Horizontal socket

Plug-in parallel to PC board



cross section 1 x 1
 diameter of drilling hole 1.4 mm

8313 S/..W		spacing 7.5 mm		8413 S/..W		spacing 7.62 mm	
poles	part no.	part no.		poles	part no.		
	unmarked				unmarked		
2	25.372.3253.0	7.5		2	25.392.3253.0	7.62	
3	25.372.3353.0	15.0		3	25.392.3353.0	15.24	
4	25.372.3453.0	22.5		4	25.392.3453.0	22.86	
5	25.372.3553.0	30.0		5	25.392.3553.0	30.48	
6	25.372.3653.0	37.5		6	25.392.3653.0	38.10	
7	25.372.3753.0	45.0		7	25.392.3753.0	45.72	
8	25.372.3853.0	52.5		8	25.392.3853.0	53.34	
9	25.372.3953.0	60.0		9	25.392.3953.0	60.64	
10	25.372.4053.0	67.5		10	25.392.4053.0	68.58	
11	25.372.4153.0	75.0		11	25.392.4153.0	76.20	
12	25.372.4253.0	82.5		12	25.392.4253.0	83.82	

8413 S/..W		spacing 7.62 mm		8413 S/..W		spacing 7.62 mm	
poles	part no.	part no.		poles	part no.		
	unmarked				unmarked		
2	25.392.3253.0	7.62		2	25.392.3253.0	7.62	
3	25.392.3353.0	15.24		3	25.392.3353.0	15.24	
4	25.392.3453.0	22.86		4	25.392.3453.0	22.86	
5	25.392.3553.0	30.48		5	25.392.3553.0	30.48	
6	25.392.3653.0	38.10		6	25.392.3653.0	38.10	
7	25.392.3753.0	45.72		7	25.392.3753.0	45.72	
8	25.392.3853.0	53.34		8	25.392.3853.0	53.34	
9	25.392.3953.0	60.64		9	25.392.3953.0	60.64	
10	25.392.4053.0	68.58		10	25.392.4053.0	68.58	
11	25.392.4153.0	76.20		11	25.392.4153.0	76.20	
12	25.392.4253.0	83.82		12	25.392.4253.0	83.82	

See page 145 for the use of fixing brackets, end plates, and coding pieces.

Accessories
 fixing bracket

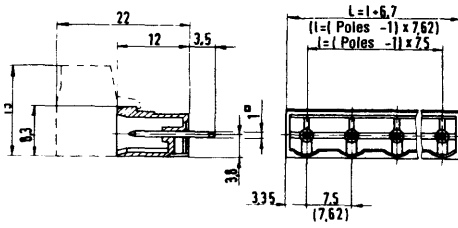
25.523.2453.0

Type 8313 S/..G Type 8413 S/..G

spacing 7.5/ 7.62 mm

Vertical socket

plug-in perpendicular to PC board



cross section 1 x 1
diameter of drilling hole 1.4 mm

8313 S/..G		spacing 7.5 mm
poles	part no	I
	unmarked	
2	25.370.3253.0	7.5
3	25.370.3353.0	15.0
4	25.370.3453.0	22.5
5	25.370.3553.0	30.0
6	25.370.3653.0	37.5
7	25.370.3753.0	45.0
8	25.370.3853.0	52.5
9	25.370.3953.0	60.0
10	25.370.4053.0	67.5
11	25.370.4153.0	75.0
12	25.370.4253.0	82.5

8413 S/..G		spacing 7.62 mm
poles	part no	I
	unmarked	
2	25.390.3253.0	7.5
3	25.390.3353.0	15.0
4	25.390.3453.0	22.5
5	25.390.3553.0	30.0
6	25.390.3653.0	37.5
7	25.390.3753.0	45.0
8	25.390.3853.0	52.5
9	25.390.3953.0	60.0
10	25.390.4053.0	67.5
11	25.390.4153.0	75.0
12	25.390.4253.0	82.5


Z5.523.2453.0

Pluggable terminal strips for printed circuits

2.5 mm²

Color: black - 5mm / light grey - 5.08mm
 rated cross section 2.5 mm²
 solid/fine stranded
 rated voltage 250V~, 300V
 (VDE 0110 Gr. C)

UL ratings: AWG No 22-12 300V 15 A
 CSA ratings: AWG No 22-12 300 V 15 A



MATERIALS:

Insulating housing: polyamide, flame resistant
 UL 94 V-0 continuous temp. 100°C
 Clamping body and clamping screws: copper alloy, nickel plated
 Solder pins and contact springs: tin plated bronze

All metal parts are either recessed or enclosed in the insulating body, providing circuit protection and dead-front safety. The terminal block connectors are provided with captive wire protection, and the terminal screws are captive and secured against loosening.

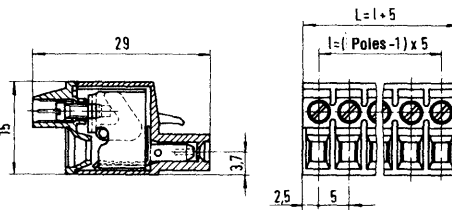
spacing 5mm: standard color: black
 If in black, please order .1 instead of .0
 (e.g. 25.320.0233.1)

spacing 5.08mm: standard color: light grey

Type 8113 B/..TOP Type 8213 B/..TOP

spacing 5mm / 5.08mm

Top Plug connector



screw connection
 Wire strip length 10 mm

8113 B/..Top		part no.		spacing 5 mm
poles	part no.	part no.		
	marked	unmarked		
2	25.220.0253.1	25.220.3253.1	5	
3	25.220.0353.1	25.220.3353.1	10	
4	25.220.0453.1	25.220.3453.1	15	
5	25.220.0553.1	25.220.3553.1	20	
6	25.220.0653.1	25.220.3653.1	25	
7	25.220.0753.1	25.220.3753.1	30	
8	25.220.0853.1	25.220.3853.1	35	
9	25.220.0953.1	25.220.3953.1	40	
10	25.220.1053.1	25.220.4053.1	45	
11	25.220.1153.1	25.220.4153.1	50	
12	25.220.1253.1	25.220.4253.1	55	
13	25.220.1353.1	25.220.4353.1	60	
14	25.220.1453.1	25.220.4453.1	65	
15	25.220.1553.1	25.220.4553.1	70	
16	25.220.1653.1	25.220.4653.1	75	
17	25.220.1753.1	25.220.4753.1	80	
18	25.220.1853.1	25.220.4853.1	85	
19	25.220.1953.1	25.220.4953.1	90	
20	25.220.2053.1	25.220.5053.1	95	
21	25.220.2153.1	25.220.5153.1	100	
22	25.220.2253.1	25.220.5253.1	105	
23	25.220.2353.1	25.220.5353.1	110	
24	25.220.2453.1	25.220.5453.1	115	

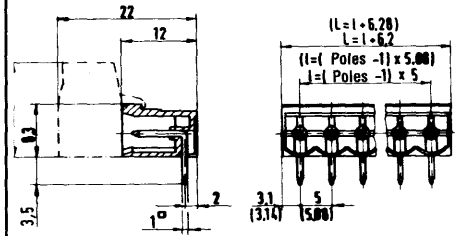
8213 B/..Top		part no.		spacing 5.08 mm
poles	part no.	part no.		
	marked	unmarked		
2	25.240.0253.0	25.240.3253.0	5.08	
3	25.240.0353.0	25.240.3353.0	10.16	
4	25.240.0453.0	25.240.3453.0	15.24	
5	25.240.0553.0	25.240.3553.0	20.32	
6	25.240.0653.0	25.240.3653.0	25.40	
7	25.240.0753.0	25.240.3753.0	30.48	
8	25.240.0853.0	25.240.3853.0	35.56	
9	25.240.0953.0	25.240.3953.0	40.64	
10	25.240.1053.0	25.240.4053.0	45.72	
11	25.240.1153.0	25.240.4153.0	50.80	
12	25.240.1253.0	25.240.4253.0	55.88	
13	25.240.1353.0	25.240.4353.0	60.96	
14	25.240.1453.0	25.240.4453.0	66.04	
15	25.240.1553.0	25.240.4553.0	71.12	
16	25.240.1653.0	25.240.4653.0	76.20	
17	25.240.1753.0	25.240.4753.0	81.28	
18	25.240.1853.0	25.240.4853.0	86.36	
19	25.240.1953.0	25.240.4953.0	91.44	
20	25.240.2053.0	25.240.5053.0	96.52	
21	25.240.2153.0	25.240.5153.0	101.60	
22	25.240.2253.0	25.240.5253.0	106.60	
23	25.240.2353.0	25.240.5353.0	111.76	
24	25.240.2453.0	25.240.5453.0	116.84	

Type 8113 S/..W Type 8213 S/..W

spacing 5mm / 5.08mm

Horizontal socket

Plug-in parallel to PC board



cross section 1 x 1
 diameter of drilling hole 1.4 mm

8113 S/..W		part no.		spacing 5 mm
poles	part no.	part no.		
	unmarked			
2	25.332.3253.1	25.332.3253.1	5	
3	25.332.3353.1	25.332.3353.1	10	
4	25.332.3453.1	25.332.3453.1	15	
5	25.332.3553.1	25.332.3553.1	20	
6	25.332.3653.1	25.332.3653.1	25	
7	25.332.3753.1	25.332.3753.1	30	
8	25.332.3853.1	25.332.3853.1	35	
9	25.332.3953.1	25.332.3953.1	40	
10	25.332.4053.1	25.332.4053.1	45	
11	25.332.4153.1	25.332.4153.1	50	
12	25.332.4253.1	25.332.4253.1	55	
13	25.332.4353.1	25.332.4353.1	60	
14	25.332.4453.1	25.332.4453.1	65	
15	25.332.4553.1	25.332.4553.1	70	
16	25.332.4653.1	25.332.4653.1	75	
17	25.332.4753.1	25.332.4753.1	80	
18	25.332.4853.1	25.332.4853.1	85	
19	25.332.4953.1	25.332.4953.1	90	
20	25.332.5053.1	25.332.5053.1	95	
21	25.332.5153.1	25.332.5153.1	100	
22	25.332.5253.1	25.332.5253.1	105	
23	25.332.5353.1	25.332.5353.1	110	
24	25.332.5453.1	25.332.5453.1	115	

8213 S/..W		part no.		spacing 5.08 mm
poles	part no.	part no.		
	unmarked			
2	25.352.3253.0	25.352.3253.0	5.08	
3	25.352.3353.0	25.352.3353.0	10.16	
4	25.352.3453.0	25.352.3453.0	15.24	
5	25.352.3553.0	25.352.3553.0	20.32	
6	25.352.3653.0	25.352.3653.0	25.40	
7	25.352.3753.0	25.352.3753.0	30.48	
8	25.352.3853.0	25.352.3853.0	35.56	
9	25.352.3953.0	25.352.3953.0	40.64	
10	25.352.4053.0	25.352.4053.0	45.72	
11	25.352.4153.0	25.352.4153.0	50.80	
12	25.352.4253.0	25.352.4253.0	55.88	
13	25.352.4353.0	25.352.4353.0	60.96	
14	25.352.4453.0	25.352.4453.0	66.04	
15	25.352.4553.0	25.352.4553.0	71.12	
16	25.352.4653.0	25.352.4653.0	76.20	
17	25.352.4753.0	25.352.4753.0	81.28	
18	25.352.4853.0	25.352.4853.0	86.36	
19	25.352.4953.0	25.352.4953.0	91.44	
20	25.352.5053.0	25.352.5053.0	96.52	
21	25.352.5153.0	25.352.5153.0	101.60	
22	25.352.5253.0	25.352.5253.0	106.60	
23	25.352.5353.0	25.352.5353.0	111.76	
24	25.352.5453.0	25.352.5453.0	116.84	

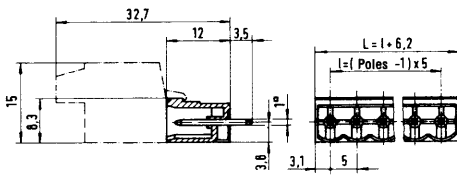
25.523.2453.0

See page 145 for the use of fixing brackets, end plates, and coding pieces.

Type 8113 S/..G Type 8213 S/..G

spacing 5 / 5.08 mm

Vertical socket
plug-in perpendicular to PC board



cross section 1 x 1
diameter of drilling hole 1.4 mm

8113 S/..G spacing 5 mm

poles	part no	spacing 5 mm
	unmarked	
2	25.330.3253.1	5
3	25.330.3353.1	10
4	25.330.3453.1	15
5	25.330.3553.1	20
6	25.330.3653.1	25
7	25.330.3753.1	30
8	25.330.3853.1	35
9	25.330.3953.1	40
10	25.330.4053.1	45
11	25.330.4153.1	50
12	25.330.4253.1	55
13	25.330.4353.1	60
14	25.330.4453.1	65
15	25.330.4553.1	70
16	25.330.4653.1	75
17	25.330.4753.1	80
18	25.330.4853.1	85
19	25.330.4953.1	90
20	25.330.5053.1	95
21	25.330.5153.1	100
22	25.330.5253.1	105
23	25.330.5353.1	110
24	25.330.5453.1	115

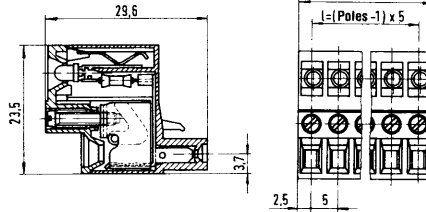
8213 S/..G spacing 5.08 mm

poles	part no	spacing 5.08 mm
	unmarked	
2	25.350.3253.0	5.08
3	25.350.3353.0	10.16
4	25.350.3453.0	15.24
5	25.350.3553.0	20.32
6	25.350.3653.0	25.40
7	25.350.3753.0	30.48
8	25.350.3853.0	35.56
9	25.350.3953.0	40.64
10	25.350.4053.0	45.72
11	25.350.4153.0	50.80
12	25.350.4253.0	55.88
13	25.350.4353.0	60.96
14	25.350.4453.0	66.04
15	25.350.4553.0	71.12
16	25.350.4653.0	76.20
17	25.350.4753.0	81.28
18	25.350.4853.0	86.36
19	25.350.4953.0	91.44
20	25.350.5053.0	96.52
21	25.350.5153.0	101.60
22	25.350.5253.0	106.68
23	25.350.5353.0	111.76
24	25.350.5453.0	116.84

Z5.523.2453.0

Pluggable terminal strips for printed circuits 2.5mm²

Color: black - 5mm / light grey - 5.08mm
rated cross section 2.5 mm
fine stranded
rated voltage 24
rated current 2.2 mA per display



Description:

The 8113 "Top" plugs are designed with the clamping screw access parallel to the wire entry port. This is of special importance when used in restricted areas where a standard right angle configuration would be awkward or even impossible, such as stacked or panel mounted PC boards.

The 8113 TOP series features an insulating body of Polyamide 6.6; temperature range up to 100°C; a flammability rating of UL94 V-O, fully backed out clamping screws of zinc plated and chromated steel and galvanic tin plated bronze contact springs and solder pins.

The LED version is used wherever visual indication of the circuit condition is required.


spacing 5mm: standard color: black

spacing 5.08mm: standard color: light grey

Type 8113 B/..TOP LED

spacing 5 / 5.08 mm

Top plug connector LED
with one negative pole



Wire strip length: 5.5 mm

8113 B/..Top LED spacing 5 mm

poles	part no	spacing 5 mm
	marked	
2	25.230.0253.1	5
3	25.230.0353.1	10
4	25.230.0453.1	15
5	25.230.0553.1	20
6	25.230.0653.1	25
7	25.230.0753.1	30
8	25.230.0853.1	35
9	25.230.0953.1	40
10	25.230.1053.1	45
	unmarked	
11	25.230.1153.1	50
12	25.230.1253.1	55
13	25.230.1353.1	60
14	25.230.1453.1	65
15	25.230.1553.1	70
16	25.230.1653.1	75
17	25.230.1753.1	80
18	25.230.1853.1	85
19	25.230.1953.1	90
20	25.230.2053.1	95
21	25.230.2153.1	100
22	25.230.2253.1	105
23	25.230.2353.1	110
24	25.230.2453.1	115

X-ON Electronics

Largest Supplier of Electrical and Electronic Components

Click to view similar products for [Headers & Wire Housings](#) category:

Click to view products by [Wieland](#) manufacturer:

Other Similar products are found below :

[57102-F02-18ULF](#) [58102-G61-06LF](#) [582553-1](#) [009176003701906](#) [0050291907](#) [00-9021-0611-00-339](#) [02.125.8002.8](#) [609-3404](#) [61062-3](#)
[622-0430](#) [622-3653LF](#) [63453-116](#) [636-1030](#) [636-1427](#) [636-3427](#) [636-4007](#) [641938-9](#) [65495-038](#) [65692-001LF](#) [65781-018](#) [65781-047](#)
[65817-010LF](#) [65817-015LF](#) [66207-023LF](#) [67095-007LF](#) [68631-112](#) [68645-018](#) [68648-049](#) [699319-000](#) [M90C108951C](#) [70.362.1628.0](#) [70-](#)
[4210](#) [70-4226B](#) [70-4853B](#) [707-5020](#) [707-5028](#) [71.350.2428.0](#) [71961-016LF](#) [733-134](#) [754199-000](#) [760-3052](#) [787-8014-00](#) [80.063.4001.1](#)
[800-90-001-10-001000](#) [801-43-002-10-013000](#) [801-43-006-10-002000](#) [803-41-018-10-001000](#) [803-43-014-20-001000](#) [803-43-024-10-001000](#)
[803-93-012-10-001000](#)