

Bourdon tube pressure gauge, copper alloy

Standard version

Models 111.10, 111.12

WIKA data sheet PM 01.01



for further approvals
see page 3

Applications

- For gaseous and liquid media that are not highly viscous or crystallising and will not attack copper alloy parts
- Pneumatics
- Heating and air-conditioning technology
- Medical engineering

Special features

- Reliable and cost-effective
- Design per EN 837-1
- Nominal size 40, 50, 63, 80, 100 and 160
- Scale ranges up to 0 ... 400 bar



Fig. left: Model 111.12, back mount

Fig. right: Model 111.10, lower mount (radial)

Description

The model 111 pressure gauges are based on the proven Bourdon tube measuring system. On pressurisation, the deflection of the Bourdon tube, proportional to the incident pressure, is transmitted to the movement via a link and indicated.

The modular design enables a multitude of combinations of case materials, process connections, nominal sizes and scale ranges. Due to this high variance, the instrument is suitable for use in a wide range of applications within industry.

For mounting in control panels, the pressure gauges can, depending on the process connection, be fitted with a surface mounting flange or with a triangular bezel and mounting bracket.

The standard version of the model 111 is manufactured, cost-optimised on modern production lines, in volumes of several million instruments per year.

Specifications

Design

EN 837-1

Nominal size in mm

40, 50, 63, 80, 100

160 only with model 111.10

Accuracy class

2.5

Scale ranges

0 ... 0.6 to 0 ... 400 bar (NS 160: max. 40 bar)

or all other equivalent vacuum or combined pressure and vacuum ranges

Pressure limitation

Steady: 3/4 x full scale value

Fluctuating: 2/3 x full scale value

Short time: Full scale value

Permissible temperature

Ambient: -20 ... +60 °C

Medium: +60 °C maximum

Temperature effect

When the temperature of the measuring system deviates from the reference temperature (+20 °C): max. $\pm 0.4 \text{ \%}/10 \text{ K}$ of the span

Process connection

Copper alloy

For process connections and spanner widths see page 4

Pressure element

Copper alloy

C-type or helical type

Movement

Copper alloy

Dial

NS 40, 50, 63: Plastic, white, with pointer stop pin

NS 80, 100, 160: Aluminium, white, with pointer stop pin

Black lettering, red mark pointer with measuring ranges

0 ... 0.6 to 0 ... 60 bar

Pointer

Plastic, black

NS 160: Aluminium, black

Case

Plastic, black

Model 111.12, NS 100: Steel, black

Model 111.10, NS 160: Steel, black

Window

Plastic, crystal-clear, snap-fitted in case

Model 111.10, NS 160: Instrument glass

Options

- Other process connection
- Accuracy class 1.6
- Steel case, black
- Model 111.10: Surface mounting flange (not with NS 40 and 50)
- Model 111.12: Triangular bezel with mounting bracket

Special versions

For closed heating systems

NS 63, 80

with red mark pointer and adjustable green sector, scale ranges 0 ... 4 bar, red mark at 2.5 or 3 bar

For refrigeration plants

NS 63, 80

with additional temperature scale in °C for refrigerants

For water-level indication (hydrometer) and heating systems

NS 80, 100, 160

Scale ranges 0 ... 0.6 to 0 ... 25 bar, with second scale in mWS and red mark pointer

For drinking water installations

Material suitability of the wetted parts in accordance with the evaluation criteria for metallic substances of the German federal environmental agency and the "4MS Common Composition List".

Approvals

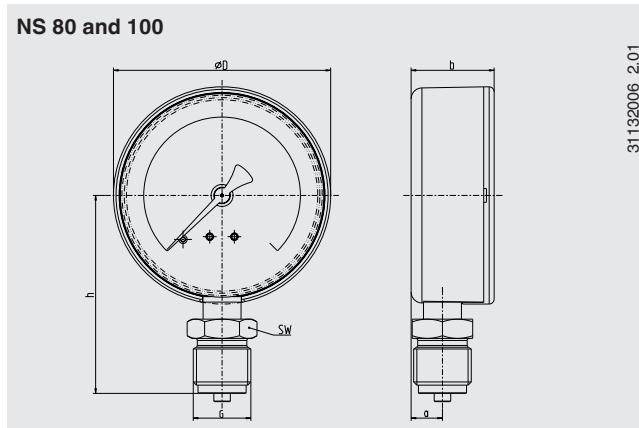
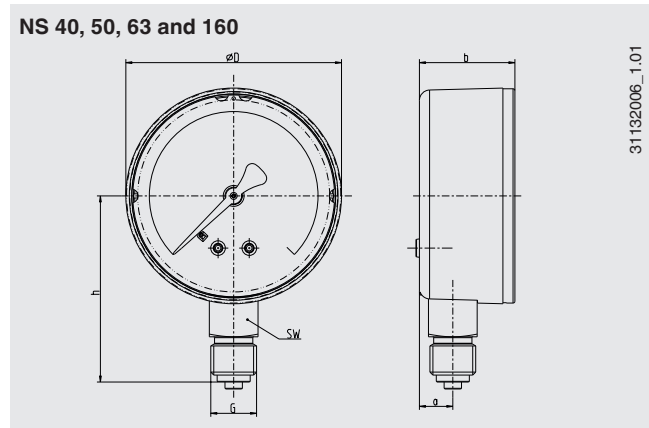
Logo	Description	Country
	EU declaration of conformity Pressure equipment directive	European Union
	EAC (option) Pressure equipment directive	Eurasian Economic Community
	GOST (option) Metrology, measurement technology	Russia
	KazInMetr (option) Metrology, measurement technology	Kazakhstan
-	MTSCHS (option) Permission for commissioning	Kazakhstan
	BelGIM (option) Metrology, measurement technology	Belarus
	UkrSEPRO (option) Metrology, measurement technology	Ukraine
-	CPA Metrology, measurement technology	China
-	CRN Safety (e.g. electr. safety, overpressure, ...)	Canada

Certificates (option)

- 2.2 test report per EN 10204 (e.g. state-of-the-art manufacturing, material proof, indication accuracy)
- 3.1 inspection certificate per EN 10204 (e.g. indication accuracy)

Dimensions in mm

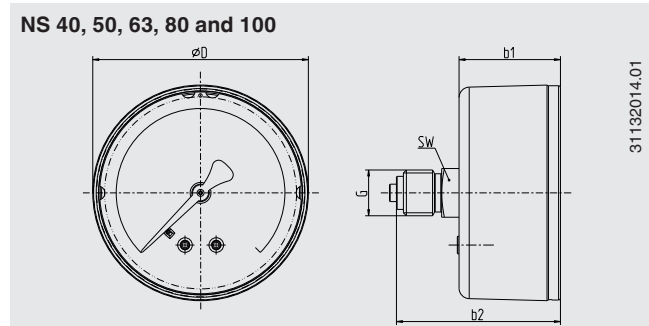
Model 111.10, lower mount (radial)



NS	Dimensions in mm						Weight in kg
	a	b ±0.5	D	G	h ±1	SW	
40	9.5	26	39	G 1/8 B	36	14	0.08
50	10	27.5	49	G 1/4 B	45	14	0.10
63	9.5	27.5	62	G 1/4 B	53.5	14	0.13
80	11.5	30	79	G 1/2 B	72	22	0.18
100	11.5	30.5	99	G 1/2 B	83.5	22	0.21
160	15.5	42	160	G 1/2 B	115.5	22	0.85

Process connection per EN 837-1 / 7.3

Model 111.12, back mount



NS	Dimensions in mm					Weight in kg
	b1 ±0.5	b2 ±1	D	G	SW	
40	26	42	39	G 1/8 B	14	0.06
50	29.5	47.5	49	G 1/4 B	14	0.07
63	29	47	62	G 1/4 B	14	0.08
80	32	49	79	G 1/4 B	14	0.11
100	31	49	99	G 1/4 B	14	0.26

Process connection per EN 837-1 / 7.3

Ordering information

Model / Nominal size / Scale range / Process connection / Options

© 2005 WIKA Alexander Wiegand SE & Co. KG, all rights reserved.
The specifications given in this document represent the state of engineering at the time of publishing.
We reserve the right to make modifications to the specifications and materials.



WIKA Alexander Wiegand SE & Co. KG
Alexander-Wiegand-Straße 30
63911 Klingenberg/Germany
Tel. +49 9372 132-0
Fax +49 9372 132-406
info@wika.de
www.wika.de

X-ON Electronics

Largest Supplier of Electrical and Electronic Components

Click to view similar products for [Environmental Test Equipment](#) category:

Click to view products by [Wika](#) manufacturer:

Other Similar products are found below :

[CW40](#) [F150C10E3DRT](#) [F150LTC20](#) [F150CD10E2](#) [F150L75](#) [F150LRS](#) [2837806](#) [4328074](#) [4366444](#) [S-11](#) [382153](#) [700PTP-1](#) [GEO-](#)
[CABLE-REEL-50M](#) [H115](#) [H300](#) [F150-SLC50](#) [TM-192](#) [TM-192D](#) [TM-414](#) [HS115](#) [SHG-02](#) [SHS-05](#) [SHG-01](#) [RH520-220](#) [TESTO 175-H1](#)
[0572 1754](#) [TESTO 830-T1](#) [0560 8311](#) [AX-5002](#) [AX-5003](#) [AX-B150](#) [AX-B180](#) [AX-B350](#) [AX-L230](#) [AX-PH02](#) [12227021](#) [12228657](#)
[12229067](#) [12230090](#) [7358958](#) [12230111](#) [12230146](#) [12230171](#) [12229190](#) [12228801](#) [12228665](#) [12228819](#) [12229360](#) [12230502](#) [12229378](#)
[12229394](#) [12229415](#)