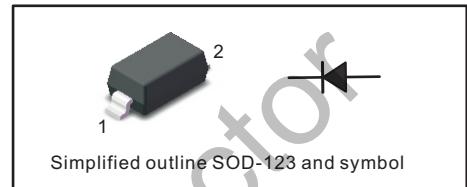




PINNING

PIN	DESCRIPTION
1	Cathode
2	Anode



FEATURES

- Total power dissipation: Max. 500mW.
- Wide zener reverse voltage range 2.0 V to 75V.
- Small plastic package suitable for surface mounted design.

MECHANICAL DATA

- Case: SOD-123
- Terminals: Solderable per MIL-STD-750, Method 2026
- A rox. Wei ht:16m .00056oz

Absolute Maximum Ratings And Characteristics (Ta = 25 °C)

Parameter	Symbol	Value	Unit
Power Dissipation	P_D	500	mW
Forward Voltage at $I_F = 10 \text{ mA}$	V_F	0.9	V
Typical thermal resistance junction to ambient ⁽¹⁾	$R_{\theta JA}$	305	°C/W
Operating and Storage Temperature Range	T_j, T_{stg}	-55 ~ +150	°C

(1) Thermal resistance from junction to ambient at P.C.B. mounted with 7.6mm X 9.4mm X 0.87mm copper areas pads.

Fig.1 Maximum Continuous Power Derating

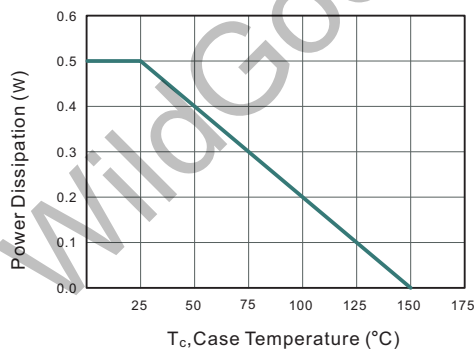
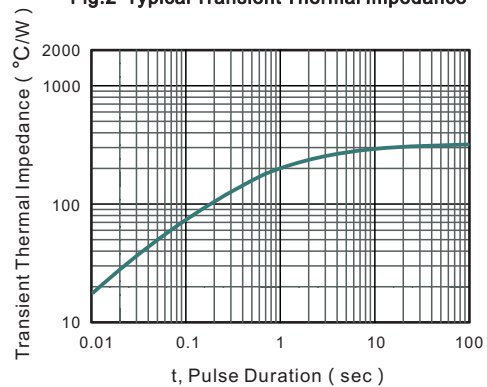


Fig.2 Typical Transient Thermal Impedance



Characteristics at Ta = 25°C

Type	Marking	Zener Voltage Range ⁽²⁾				Maximum Zener Impedance ⁽³⁾				Reverse Current ⁽²⁾	
		V _{ZT} (at I _{ZT})			I _{ZT}	Z _{ZT} @I _{ZT}	I _{ZT}	Z _{ZK} @I _{ZK}	I _{ZK}	I _R	@V _R
		Min (V)	Nom (V)	Max (V)	(mA)	(Ω)	(mA)	(Ω)	(mA)	μA	V
BZT52C2V0	WY	1.91	2.0	2.09	5	100	5	600	1	150	1.0
BZT52C2V4	WX	2.2	2.4	2.6	5	100	5	600	1	50	1.0
BZT52C2V7	W1	2.5	2.7	2.9	5	100	5	600	1	20	1.0
BZT52C3V0	W2	2.8	3.0	3.2	5	95	5	600	1	10	1.0
BZT52C3V3	W3	3.1	3.3	3.5	5	95	5	600	1	5.0	1.0
BZT52C3V6	W4	3.4	3.6	3.8	5	90	5	600	1	5.0	1.0
BZT52C3V9	W5	3.7	3.9	4.1	5	90	5	600	1	3.0	1.0
BZT52C4V3	W6	4	4.3	4.6	5	90	5	600	1	3.0	1.0
BZT52C4V7	W7	4.4	4.7	5	5	80	5	500	1	3.0	2.0
BZT52C5V1	W8	4.8	5.1	5.4	5	60	5	480	1	2.0	2.0
BZT52C5V6	W9	5.2	5.6	6	5	40	5	400	1	1.0	2.0
BZT52C6V2	WA	5.8	6.2	6.6	5	10	5	150	1	3.0	4.0
BZT52C6V8	WB	6.4	6.8	7.2	5	15	5	80	1	2.0	4.0
BZT52C7V5	WC	7	7.5	7.9	5	15	5	80	1	1.0	5.0
BZT52C8V2	WD	7.7	8.2	8.7	5	15	5	80	1	0.7	5.0
BZT52C9V1	WE	8.5	9.1	9.6	5	15	5	100	1	0.5	6.0
BZT52C10	WF	9.4	10	10.6	5	20	5	150	1	0.2	7.0
BZT52C11	WG	10.4	11	11.6	5	20	5	150	1	0.1	8.0
BZT52C12	WH	11.4	12	12.7	5	25	5	150	1	0.1	8.0
BZT52C13	WI	12.4	13	14.1	5	30	5	170	1	0.1	8.0
BZT52C15	WJ	13.8	15	15.6	5	30	5	200	1	0.1	10.5
BZT52C16	WK	15.3	16	17.1	5	40	5	200	1	0.1	11.2
BZT52C18	WL	16.8	18	19.1	5	45	5	225	1	0.1	12.6
BZT52C20	WM	18.8	20	21.2	5	55	5	225	1	0.1	14.0
BZT52C22	WN	20.8	22	23.3	5	55	5	250	1	0.1	15.4
BZT52C24	WO	22.8	24	25.6	5	70	5	250	1	0.1	16.8
BZT52C27	WP	25.1	27	28.9	2	80	2	300	0.5	0.1	18.9
BZT52C30	WQ	28	30	32	2	80	2	300	0.5	0.1	21.0
BZT52C33	WR	31	33	35	2	80	2	325	0.5	0.1	23.1
BZT52C36	WS	34	36	38	2	90	2	350	0.5	0.1	25.2
BZT52C39	WT	37	39	41	2	130	2	350	0.5	0.1	27.3
BZT52C43	6A	40	43	46	2.5	130	2	500	1	2	33
BZT52C47	6B	44	47	50	2.5	150	2	500	1	2	36
BZT52C51	6C	48	51	54	2.5	180	2	500	1	1	37
BZT52C56	6D	52	56	60	2.5	180	2	500	1	1	43
BZT52C62	6E	58	62	66	2.5	200	2	500	1	0.2	47
BZT52C68	6F	64	68	72	2.5	250	2	500	1	0.2	52
BZT52C75	6H	70	75	79	2.5	300	2	500	1	0.2	57

NOTES: (1) f=1KHz

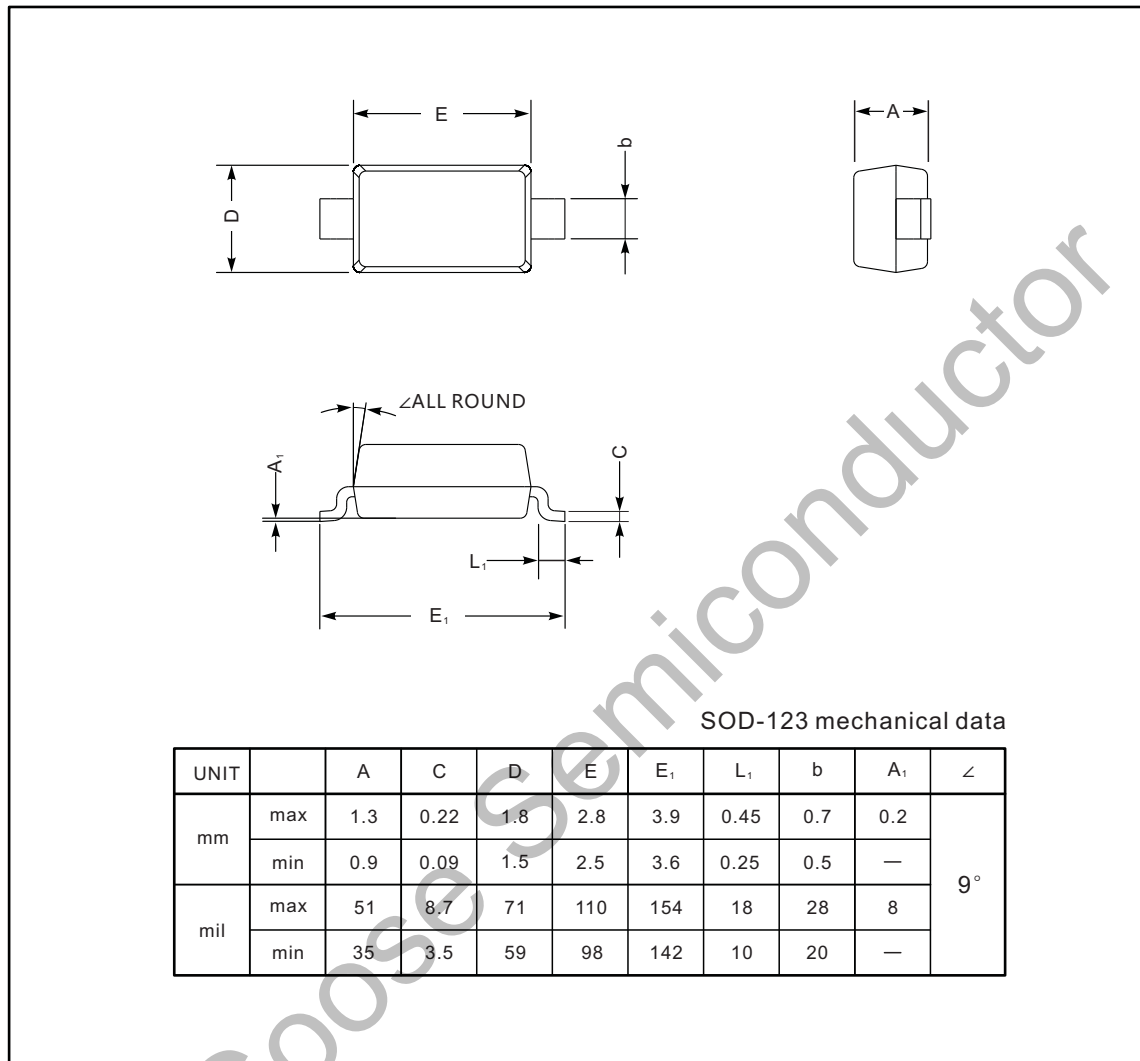
(2) Short duration test pulse used to minimize self-heating effect.

(3) V_{ZT} is tested with pulses 20ms.

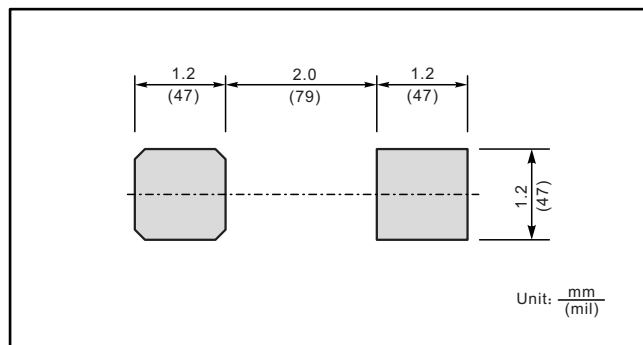
PACKAGE OUTLINE

Plastic surface mounted package; 2 leads

SOD-123



The recommended mounting pad size



X-ON Electronics

Largest Supplier of Electrical and Electronic Components

Click to view similar products for [Zener Diodes](#) category:

Click to view products by [Wild Goose](#) manufacturer:

Other Similar products are found below :

[RKZ13B2KG#P1](#) [DL5234B](#) [1N4682](#) [1N4693](#) [1N4732A](#) [1N4736A](#) [1N4750A](#) [1N4759ARL](#) [1N5241B](#) [1N5365B](#) [1N5369B](#) [1N747A](#)
[1N964B](#) [1N966B](#) [1N968B](#) [1N972B](#) [JANS1N4974US](#) [1N4692](#) [1N4702](#) [1N4704](#) [1N4711](#) [1N4714](#) [1N4745ARL](#) [1N4752ARL](#) [1N4760ARL](#)
[1N5221B](#) [1N5242BTR](#) [1N5350B](#) [1N5352B](#) [1N961BRR1](#) [1N964BRL](#) [RKZ5.1BKU#P6](#) [3SMAJ5946B-TP](#) [3SMAJ5950B-TP](#)
[MMSZ5230BQ-13-F](#) [MMSZ5232BQ-13-F](#) [BZX84C7V5](#) [3SMAJ5945B-TP](#) [3SMAJ5947B-TP](#) [3SMBJ5941B-TP](#) [DZ2S240M0L](#) [SMAZ27-](#)
[TP](#) [ZMM5224B-7](#) [RD16UM-T1-A](#) [RD39S-T1-A](#) [RD10S-T1-A](#) [CDZT2R5.6B](#) [1N4762A G](#) [Z1SMA18](#) [JANTX1N4553B](#)