

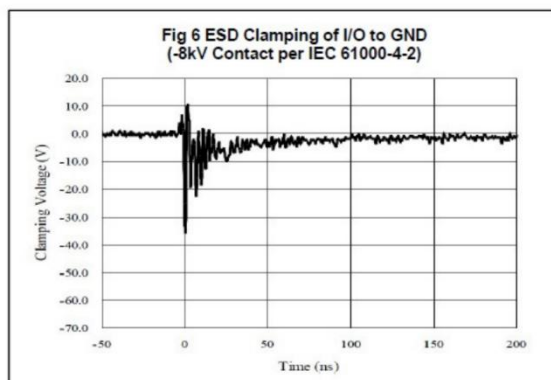
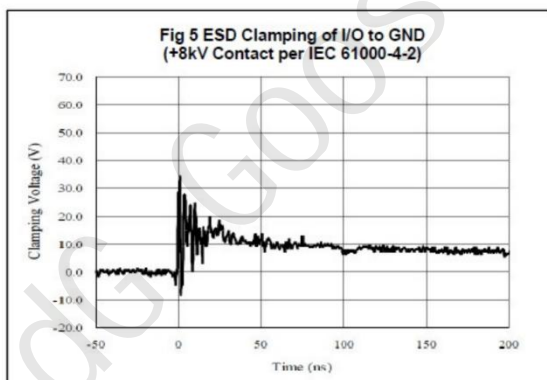
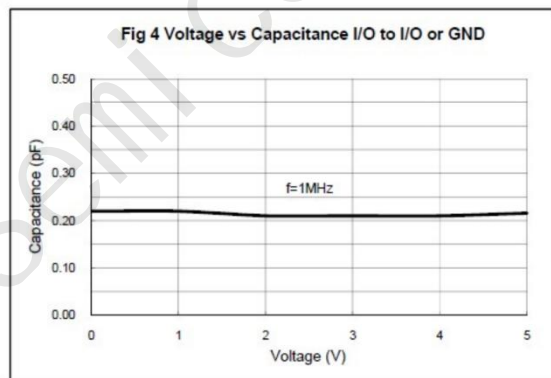
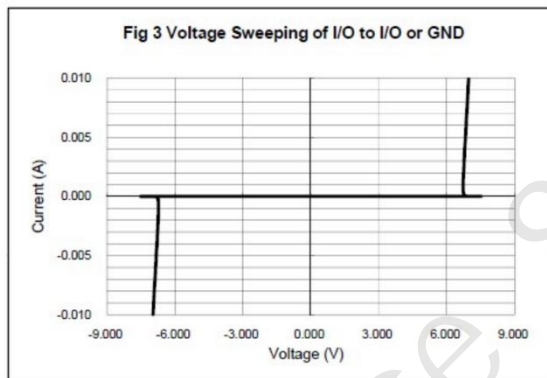
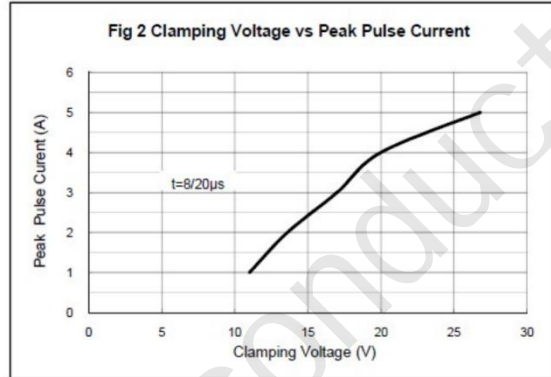
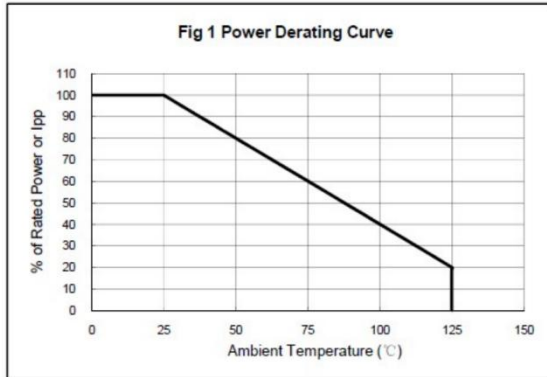
ESD	Features
 	<ul style="list-style-type: none"> ✦ Transient protection for high-speed data lines IEC 61000-4-2(ESD) ±25KV(Air) ±20KV(Contact) IEC 61000-4-4(EFT)40A(5/50ns) Cable Discharge Event(CDE) ✦ Package optimized for high-speed lines ✦ Ultra-small package(2.5mm*1.0mm*0.50mm) ✦ Protects four data lines ✦ Low capacitance:0.2pF for each channel ✦ Low leakage current ✦ Low clamping voltage ✦ Each I/O pin can withstand over 1000 ESD strikes for ±8KV contact discharge
<p>MACHANICAL DATA</p> <ul style="list-style-type: none"> ✦ DFN2510 package ✦ Flammability Rating: UL 94V-0 ✦ Terminal: Matte tin plated. ✦ Packaging: Tape and Reel ✦ High temperature soldering guaranteed:260°C/10s ✦ Reel size: 7 inch <p>ORDERING INFORMATION</p> <ul style="list-style-type: none"> ✦ Device:ESD0524P ✦ Package: DFN2510 ✦ Marking: T54SP ✦ Material: Halogen free ✦ Packing: Tape & Reel ✦ Quantity per reel: 3,000pcs 	<p>APPLICATIONS</p> <ul style="list-style-type: none"> ✦ Serial ATA ✦ PCI Express ✦ Desktops, Servers and Notebooks ✦ MDDI Ports ✦ USB 2.0/3.0 and Data Line Protection ✦ Display Ports ✦ High Definition Multi-Media Interface (HDMI) ✦ Digital Visual Interface (DVI)

ABSOLUTE MAXIMUM RATING			
Symbol	Parameter	Value	Units
P _{PP}	Peak Pulse Power(8/20μs)	100	W
V _{ESD}	ESD per IEC 61000-4-2 (Air)	±25	kV
	ESD per IEC 61000-4-2 (Contact)	±20	
T _{OPT}	Operating Temperature	-55/+125	°C
T _{STG}	Storage Temperature	-55/+150	°C

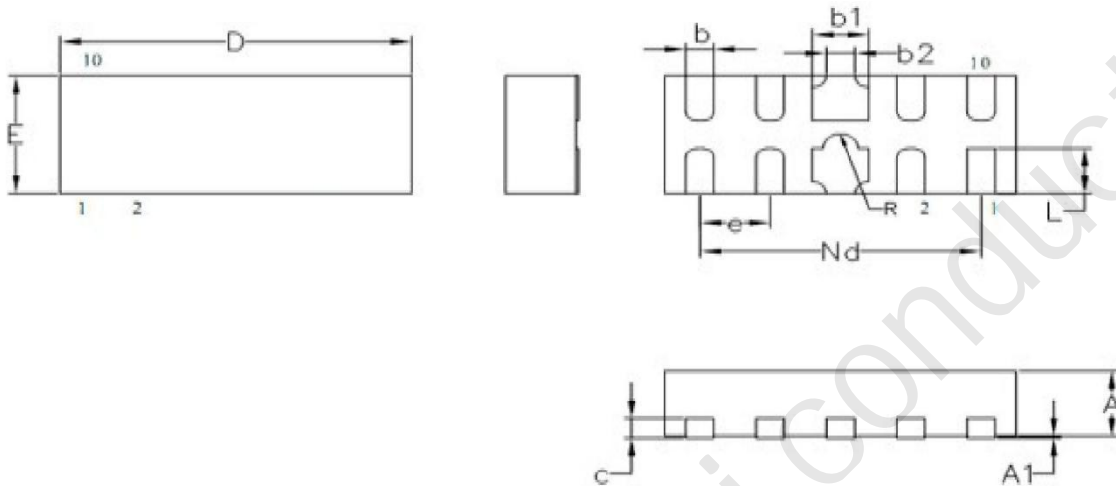
ELECTRICAL CHARACTERISTICS (T _{amb} =25. °C)						
Symbol	Parameter	Test Condition	Min	Typ	Max	Units
V _{RWM}	Reverse Working Voltage	Any I/O pin to GND			5.0	V
V _{BR}	Reverse Breakdown Voltage	I _r = 1mA Any I/O pin to GND	6.0		10.0	V
I _r	Reverse Leakage Current	V _{RWM} = 5V Any I/O pin to GND			1.0	μA
V _C	Clamping Voltage	I _{PP} = 1A, t _p = 8/20μs Any I/O pin to GND			15	V
		I _{PP} = 4A, t _p = 8/20μs Any I/O pin to GND			25	V
C _{ESD}	Parasitic Capacitance	V _R = 0V, f = 1MHz Between I/O and GND		0.2	0.25	pF
C _{ESD}	Parasitic Capacitance	V _R = 0V, f = 1MHz Between I/O and I/O		0.2	0.25	pF

Note: I/O pins are pin 1,2,4,5, GND pins are pin 3,8.

ELECTRICAL CHARACTERISTICS CURVE



DFN2510 PACKAGE OUTLINE DIMENSIONS



Symbol	Dimensions (mm)	
	Nom.	Max.
D	2.50	2.55
E	1.00	1.05
b1	0.40	0.45
b2		
b	0.20	0.25
L	0.38	0.43
Nd		
e		
R	0.125	0.15
A	0.50	0.55
c		
A1	-	0.05

X-ON Electronics

Largest Supplier of Electrical and Electronic Components

Click to view similar products for [ESD Suppressors / TVS Diodes](#) category:

Click to view products by [Wild Goose](#) manufacturer:

Other Similar products are found below :

[60KS200C](#) [D18V0L1B2LP-7B](#) [D5V0F4U5P5-7](#) [NTE4902](#) [P4KE27CA](#) [P6KE11CA](#) [P6KE8.2A](#) [SA60CA](#) [SA64CA](#) [SMBJ12CATR](#)
[SMBJ33CATR](#) [SMBJ6.5A](#) [SMBJ8.0A](#) [ESD101-B1-02ELS E6327](#) [ESD112-B1-02EL E6327](#) [ESD7451N2T5G](#) [19180-510](#) [CPDT-5V0USP-](#)
[HF](#) [3.0SMCJ33CA-F](#) [3.0SMCJ36A-F](#) [HSPC16701B02TP](#) [JANTX1N6126A](#) [D3V3Q1B2DLP3-7](#) [D55V0M1B2WS-7](#) [SCM1293A-04SO](#)
[ESD200-B1-CSP0201 E6327](#) [SM12-7](#) [CEN955 W/DATA](#) [VESD12A1A-HD1-GS08](#) [CPDQC5V0-HF](#) [D1213A-01LP4-7B](#) [ESD101-B1-02EL](#)
[E6327](#) [AOZ8808DI-03](#) [5KP15A](#) [5KP48A](#) [5KP90A](#) [ESD3V3D7-TP](#) [15KPA36A-LF](#) [P4KE56CA](#) [P4KE68A](#) [P4KE91CATR](#) [P6KE120A](#)
[P6KE13CA](#) [P6KE43CA](#) [P6KE6.8CA](#) [P6KE8.2](#) [P6SMBJ20CA](#) [JANTX1N6072A](#) [SR2835ESKG](#) [SA90CA](#)