



## 1-Line Bidirectional ESD Protection Diode

### General description

Femtofarad bidirectional ElectroStatic Discharge (ESD) protection diode in a leadless ultra small DFN0603 Surface-Mounted Device (SMD) plastic package designed to protect one signal line from the damage caused by ESD and other transients. The combination of extremely low capacitance, high ESD maximum rating and ultra small package makes the device ideal for high-speed data line protection and antenna protection applications.

### Features and benefits

- Ultra small SMD package
- Bidirectional ESD protection of one line
- Femtofarad capacitance:  $C_j = 3.0\text{pF}$  (Typ)
- Complies with following standards:
  - IEC 61000-4-2 (ESD) immunity test
- Air discharge:  $\pm 15\text{KV}$ , Contact discharge:  $\pm 8\text{KV}$
- RoHS Compliant

### Application information

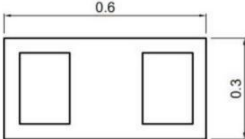
- ultra high-speed datalines
- very sensitive interface lines
- generic interface lines

in portable electronics, communication, consumer and computing devices.

### Ordering information

Device	Package	Marking	Packaging
ESD11LM5.0C	DFN0603-2L	K	10000/Tape & Reel

### Schematic & Pin configuration

Mimensions	Circuit Diagram
 <p style="text-align: center;">(mm)</p>	 <p style="text-align: right;">(top view)</p>

**Maximum Ratings** ( $T_A = 25 \text{ } ^\circ\text{C}$ , unless otherwise specified)

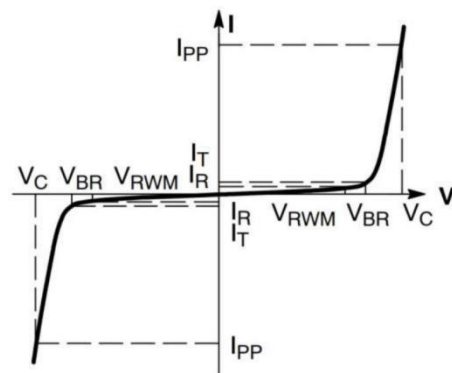
Parameter	Symbol	Value	Unit
Peak Pulse Power ( $T_p = 8/20 \mu\text{s}$ )	$P_{PK}$	30	W
Rated Peak Pulse Current ( $T_p = 8/20 \mu\text{s}$ )	$I_{PP}$	2.5	A
Maximum lead temperature for soldering during 10s	$T_L$	260	$^\circ\text{C}$
Storage Temperature Range	$T_{stg}$	-55 to +150	$^\circ\text{C}$
Operating Temperature Range	$T_{OP}$	-40 to +125	$^\circ\text{C}$
ESD voltage IEC 61000-4-2 (air discharge)	$V_{ESD}$	15	kV
ESD voltage IEC 61000-4-2 (contact discharge)	$V_{ESD}$	8	kV

**Electrical Characteristics** ( $T_A = 25 \text{ } ^\circ\text{C}$ , unless otherwise specified)

Parameter	Symbol	Min	Typ	Max	Unit	Condition
Reverse Working Voltage	$V_{RWM}$	--	--	5.0	V	
Breakdown Voltage	$V_{BR}$	6.0	7.0	8.0	V	$I_T=1\text{mA}$
Leakage Current $I_{Leak}$	$I_R$	--	--	0.1	$\mu\text{A}$	$V_{RWM}=5\text{V}$
Clamping Voltage	$V_C$	--	8	12	V	$I_{PP}=2.5\text{A}, T_p=8/20\mu\text{s}$
Junction Capacitance	$C_J$	--	3.0	3.5	pF	$V_R=0\text{V}, f=1\text{MHz}$

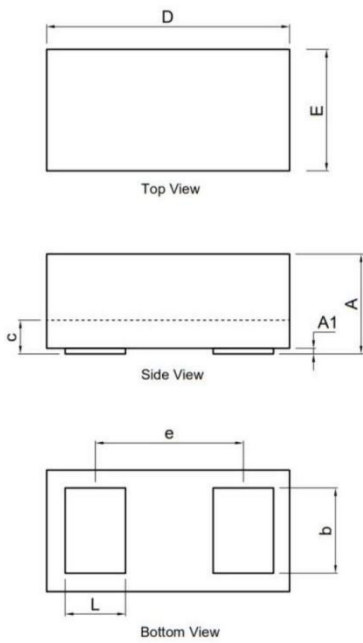
**Portion Electronics Parameter**

Symbol	Parameter
$I_{PP}$	Maximum Reverse Peak Pulse Current
$V_C$	Clamping Voltage @ $I_{PP}$
$V_{RWM}$	Working Peak Reverse Voltage
$I_R$	Maximum Reverse Leakage Current @ $V_{RWM}$
$I_T$	Test Current
$V_{BR}$	$V_{BR}$ Breakdown Voltage @ $I_T$



### Package Outline Dimensions

DFN0603-2L



SYMBOL	Dimensions In Millimet	
	MIN	MAX
A	0.23	0.33
A1	0	0.05
b	0.21	0.28
c	0.05	0.18
D	0.55	0.65
E	0.25	0.35
L	0.15	0.23

## X-ON Electronics

Largest Supplier of Electrical and Electronic Components

*Click to view similar products for [ESD Suppressors / TVS Diodes](#) category:*

*Click to view products by [Wild Goose](#) manufacturer:*

Other Similar products are found below :

[60KS200C](#) [D18V0L1B2LP-7B](#) [D5V0F4U5P5-7](#) [NTE4902](#) [P4KE27CA](#) [P6KE11CA](#) [P6KE8.2A](#) [SA60CA](#) [SA64CA](#) [SMBJ12CATR](#)  
[SMBJ33CATR](#) [SMBJ6.5A](#) [SMBJ8.0A](#) [ESD101-B1-02ELS E6327](#) [ESD112-B1-02EL E6327](#) [ESD7451N2T5G](#) [19180-510](#) [CPDT-5V0USP-](#)  
[HF](#) [3.0SMCJ33CA-F](#) [3.0SMCJ36A-F](#) [HSPC16701B02TP](#) [JANTX1N6126A](#) [D3V3Q1B2DLP3-7](#) [D55V0M1B2WS-7](#) [SCM1293A-04SO](#)  
[ESD200-B1-CSP0201 E6327](#) [SM12-7](#) [CEN955 W/DATA](#) [VESD12A1A-HD1-GS08](#) [CPDQC5V0-HF](#) [D1213A-01LP4-7B](#) [ESD101-B1-02EL](#)  
[E6327](#) [AOZ8808DI-03](#) [5KP15A](#) [5KP48A](#) [5KP90A](#) [ESD3V3D7-TP](#) [15KPA36A-LF](#) [P4KE56CA](#) [P4KE68A](#) [P4KE91CATR](#) [P6KE120A](#)  
[P6KE13CA](#) [P6KE43CA](#) [P6KE6.8CA](#) [P6KE8.2](#) [P6SMBJ20CA](#) [JANTX1N6072A](#) [SR2835ESKG](#) [SA90CA](#)