



1-Line Unidirectional ESD Protection Diode

General description

Unidirectional ElectroStatic Discharge (ESD) protection diode in a SOD523 plastic package designed to protect one transmission or data line from the damage caused by ESD and other transients

Features and benefits

- . Unidirectional ESD protection of one line
- . Reverse stand-off voltage: 5.0V Max
- . Low leakage current: nA Level
- . Response time is typically < 1 ns
- . Low clamping voltage: $V_C < 18.6\text{ V @ } I_{PP} = 9.4\text{ A}$
- . ESD Protection: 30kV(air)/ 30kV(contact) (IEC61000-4-2)
- . Surge Protection: 9.4 A (IEC 61000-4-5 8/20 μs)



Application information

- . Cellular phones
- . Portable devices
- . Digital cameras
- . Power supplies

Ordering information

Device	Package	Marking	Packaging
ESD5Z5.0	SOD523	ZF	3000/Tape & Reel

Schematic & Pin configuration

Simplified outline	Graphic symbol
	

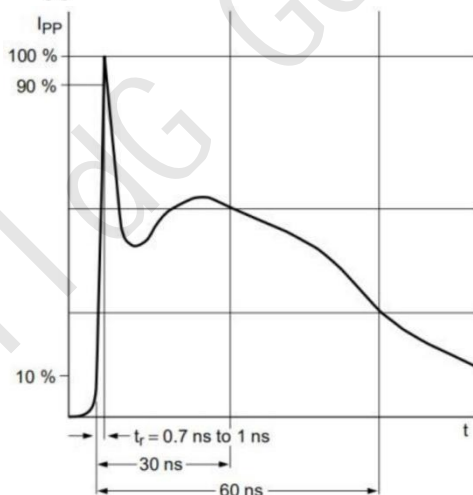
Maximum Ratings ($T_{OP} = 25 \text{ } ^\circ\text{C}$, unless otherwise specified)

Parameter	Symbol	Value	Unit
Peak Pulse Power ($t_p = 8/20 \text{ } \mu\text{s}$)	P_{PPM}	174	W
Peak Pulse Current($t_p = 8/20 \text{ } \mu\text{s}$)	I_{PPM}	9.4	A
Maximum lead temperature for soldering during 10s	T_L	260	$^\circ\text{C}$
Storage Temperature Range	T_{stg}	-55 to +150	$^\circ\text{C}$
Operating Temperature Range	T_{OP}	-40 to +125	$^\circ\text{C}$
Maximum junction temperature	T_j	150	$^\circ\text{C}$
ESD voltage IEC 61000-4-2 (air discharge)	V_{ESD}	30	kV
ESD voltage IEC 61000-4-2 (contact discharge)	V_{ESD}	30	kV

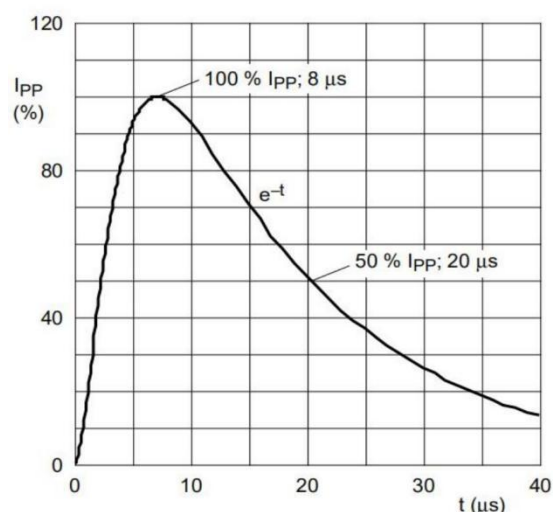
Electrical Characteristics ($T_{OP} = 25 \text{ } ^\circ\text{C}$, unless otherwise specified)

Parameter	Symbol	Min	Typ	Max	Unit	Condition
Reverse Working Voltage	V_{RWM}	--	--	5.0	V	
Breakdown Voltage	V_{BR}	6.2	--	8.2	V	$I_f=1\text{mA}$
Leakage Current I_{Leak}	I_R	--	--	100	nA	$V_{RWM}=5\text{V}$
Clamping Voltage	V_C	--	--	18.6	V	$I_{PP}=9.4\text{A}, T_p=8/20\mu\text{s}$
Junction Capacitance	C_j	--	60	80	pF	$V_R=0\text{V}, f=1\text{MHz}$

Typical Electrical and Thermal Characteristics (Curves)



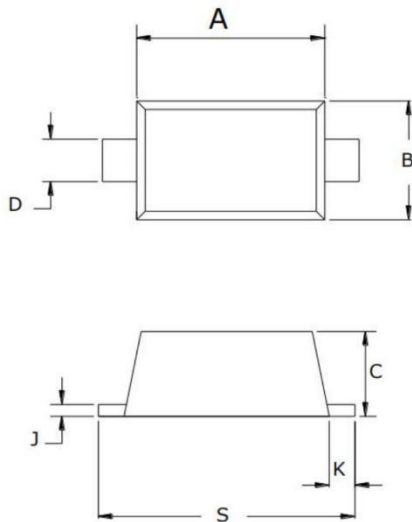
IEC61000-4-2 Waveform



IEC 61000-4-5 Waveform(8/20 μs pulse)

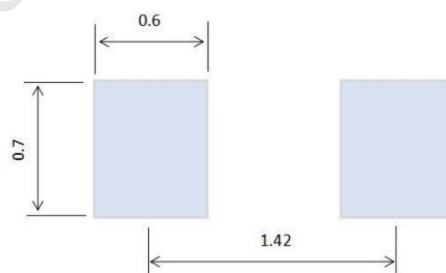
Package Outline Dimensions

SOD523



SYMBOL	MILLIMETERS		
	MIN	NOR	MAX
A	1.10	1.20	1.30
B	0.70	0.80	0.90
C	0.60	0.65	0.70
D	0.25	0.30	0.35
J	0.08	0.11	0.15
K	0.15	0.20	0.25
S	1.50	1.60	1.70

Soldering Footprint (mm)



X-ON Electronics

Largest Supplier of Electrical and Electronic Components

Click to view similar products for [ESD Suppressors / TVS Diodes](#) category:

Click to view products by [Wild Goose](#) manufacturer:

Other Similar products are found below :

[60KS200C](#) [D18V0L1B2LP-7B](#) [D5V0F4U5P5-7](#) [NTE4902](#) [P4KE27CA](#) [P6KE11CA](#) [P6KE8.2A](#) [SA60CA](#) [SA64CA](#) [SMBJ12CATR](#)
[SMBJ33CATR](#) [SMBJ6.5A](#) [SMBJ8.0A](#) [ESD101-B1-02ELS E6327](#) [ESD112-B1-02EL E6327](#) [ESD7451N2T5G](#) [19180-510](#) [CPDT-5V0USP-](#)
[HF](#) [3.0SMCJ33CA-F](#) [3.0SMCJ36A-F](#) [HSPC16701B02TP](#) [JANTX1N6126A](#) [D3V3Q1B2DLP3-7](#) [D55V0M1B2WS-7](#) [SCM1293A-04SO](#)
[ESD200-B1-CSP0201 E6327](#) [SM12-7](#) [CEN955 W/DATA](#) [VESD12A1A-HD1-GS08](#) [CPDQC5V0-HF](#) [D1213A-01LP4-7B](#) [ESD101-B1-02EL](#)
[E6327](#) [AOZ8808DI-03](#) [5KP15A](#) [5KP48A](#) [5KP90A](#) [ESD3V3D7-TP](#) [15KPA36A-LF](#) [P4KE56CA](#) [P4KE68A](#) [P4KE91CATR](#) [P6KE120A](#)
[P6KE13CA](#) [P6KE43CA](#) [P6KE6.8CA](#) [P6KE8.2](#) [P6SMBJ20CA](#) [JANTX1N6072A](#) [SR2835ESKG](#) [SA90CA](#)