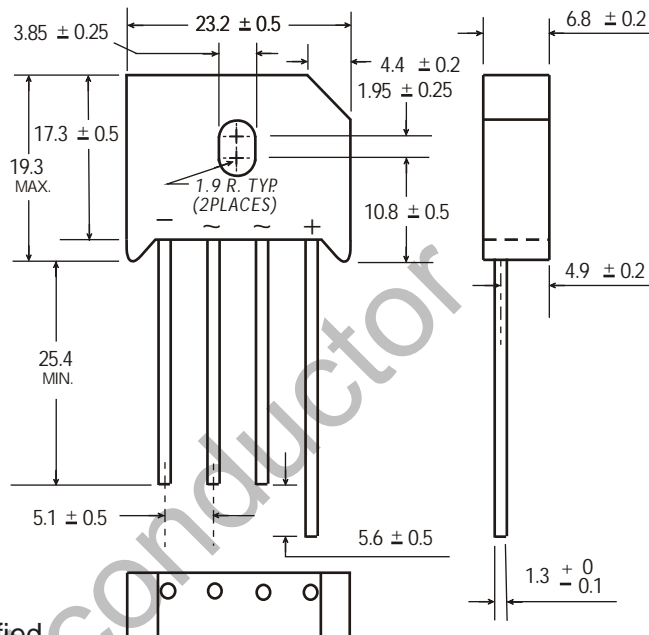


Features

- Plastic package has Underwriters Laboratory Flammability Classification 94V-0
- High surge current capability
- Ideal for printed circuit boards



Dimensions in millimeters(1mm =0.0394")

MAXIMUM RATINGS AND ELECTRICAL CHARACTERISTICS

Rating at 25°C ambient temperature unless otherwise specified.

Single phase, half wave, 60Hz, resistive or inductive load.

For capacitive load, derate current by 20%.

| Type Number | SYMBOL | KBU801 | KBU802 | KBU803 | KBU804 | KBU806 | KBU808 | KBU810 | UNIT |
|--|-----------------------------------|--------------|--------|--------|--------|--------|--------|--------|------------------|
| Maximum Recurrent Peak Reverse Voltage | V _{RRM} | 50 | 100 | 200 | 400 | 600 | 800 | 1000 | V |
| Maximum RMS Voltage | V _{RMS} | 35 | 70 | 140 | 280 | 420 | 560 | 700 | V |
| Maximum DC Blocking Voltage | V _{DC} | 50 | 100 | 200 | 400 | 600 | 800 | 1000 | V |
| Maximum Average Forward Rectified Current T _A =50°C | I _(AV) | 8.0 | | | | | | | A |
| Peak Forward Surge Current, 8.3ms single Half sine-wave superimposed on rated load (JEDEC method) | I _{FSM} | 300 | | | | | | | A |
| Maximum Instantaneous Forward Voltage @ 8.0 A | V _F | 1.1 | | | | | | | V |
| Maximum DC Reverse Current @ T _J =25°C At Rated DC Blocking Voltage @ T _J =125°C | I _R | 10.0 0.5 | | | | | | | uA mA |
| Rating for fusing (t < 8.3ms) | I ² t | 300 | | | | | | | A ² S |
| Typical junction Capacitance (Note 1) | C _J | 25 | | | | | | | pF |
| Typical Thermal Resistance per leg | R _{θJA} | 19 | | | | | | | °C/W |
| Typical Thermal Resistance (Note 2) | R _{θL} | 2.4 | | | | | | | |
| Operating Junction and Storage Temperature Range | T _J , T _{STG} | -55 to + 150 | | | | | | | °C |

NOTES : (1) Measured at 1.0 MHz and applied reverse voltage of 4.0 Volts DC.

(2) Thermal Resistance from junction to ambient mounted on P.C.B with 0.5 x 0.5"(13x13mm) copper pads.

KBU801-KBU810

Single Phase Silicon Bridge

VOLTAGE RANGE: 50 --- 1000V

CURRENT: 8.0A

Ratings AND Characteristic Curves

Fig. 1 Derating Curve for Output Rectified Current

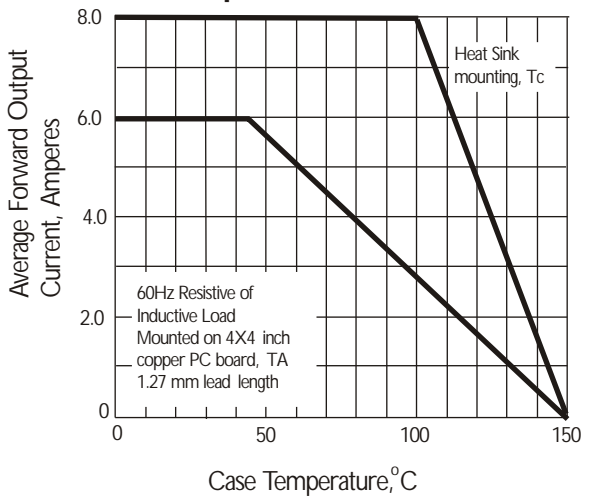


Fig. 2 Maximum Non-repetitive Peak Forward Surge Current




Fig. 3 Typical Instantaneous Forward Characteristics

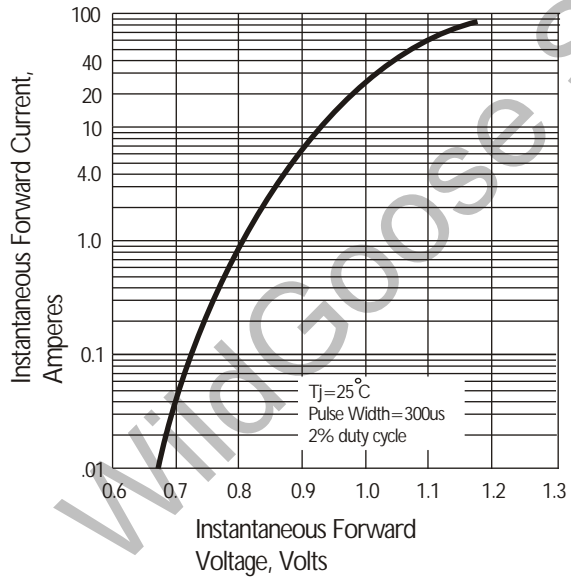


Fig. 4 Typical Reverse Characteristics

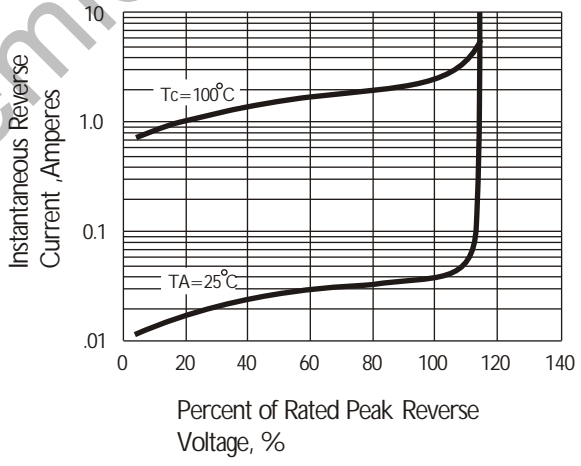
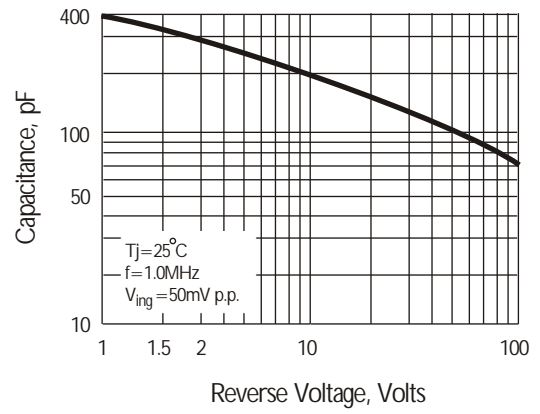


Fig. 5 Typical Junction Capacitance



X-ON Electronics

Largest Supplier of Electrical and Electronic Components

Click to view similar products for [Bridge Rectifiers](#) category:

Click to view products by [Wild Goose](#) manufacturer:

Other Similar products are found below :

[MB252](#) [MB356G](#) [MB358G](#) [GBJ1504-BP](#) [GBU10B-BP](#) [GBU15K-BP](#) [GBU4A-BP](#) [GBU4D-BP](#) [DB101-BP](#) [DF01](#) [DF10SA-E345](#) [KBPC50-10S](#) [RS405GL-BP](#) [GBJ1502-BP](#) [GBU6M](#) [TB102M](#) [MB1510](#) [MB86](#) [TL401G](#) [MDA920A2](#) [TU602](#) [TU810](#) [MP5010W-BP](#) [MP501W-BP](#) [MP502-BP](#) [KBPC25-02](#) [VBO160-12NO7](#) [VS-110MT120KPBF](#) [VS-60MT80KPBF](#) [DB105-BP](#) [DF1510S](#) [VS-40MT160PAPBF](#) [GBU4G-BP](#) [GSIB15A80-E3/45](#) [DB104-BP](#) [D3SB60](#) [TB354](#) [GBJ2504-BP](#) [26MB100A](#) [B1S-G](#) [VS-40MT160KPBF](#) [VUO162-16NO7](#) [ABS10-G](#) [GBU6B-BP](#) [GBJ1508-BP](#) [BR5010-G](#) [ABS6-G](#) [B125C800G-E4/51](#) [MSB15MH-13](#) [LBS10-13](#)