

10A LOW VF SCHOTTKY BARRIER RECTIFIER




Features:

- Low power loss, high efficiency.
- High surge capacity.
- High frequency operation.
- For use in low voltage, high frequency inverters, free wheeling, and polarity protection applications.
- Metal silicon junction, majority carrier conduction.
- High current Capability, low forward voltage drop.
- Guard ring for over voltage protection.

RoHS  
COMPLIANT

TO-220F  
(ITO-220AB)



1. Anode 2. Cathode 3. Anode

Absolute Maximum Ratings (Ta=25°C unless otherwise noted)

Parameter	Symbol	Value	Unit
Maximum repetitive peak reverse voltage	$V_{RRM}$	300	V
Maximum average forward rectified current	$I_{F(AV)}$	Per leg	5
		Total device	10
Peak forward surge current 8.3ms single half sine-wave superimposed on rated load (JEDEC method at rated TL)	$I_{FSM}$	150	A
Operating junction and Storage temperature range	$T_J, T_{stg}$	-55 to +175	°C

Electrical Characteristics (Ta=25°C Unless otherwise noted)

Parameter	Test Conditions	Symbol	TYP.	MAX.	Unit	
Instantaneous forward voltage (Per leg)	IF=1.0A	$V_F^{(1)}$	0.73	-	V	
	IF=3.0A		0.83	-		
	IF=5.0A		0.88	0.92		
Reverse Current	VR=300V	$I_R^{(2)}$	$T_A=25^\circ C$	0.1	5	$\mu A$
			$T_A=125^\circ C$	3	-	mA

Notes: 1. Pulse test: 300  $\mu s$  pulse width, 1% duty cycle  
2. Pulse test: pulse width  $\leq 40ms$

Thermal Characteristics

Parameter	Symbol	Value	Unit
Typical thermal resistance <sup>3)</sup>	$R_{\theta JC}$	4.5	°C/W

3. Thermal resistance from junction to case

RATING AND CHARACTERISTIC CURVES

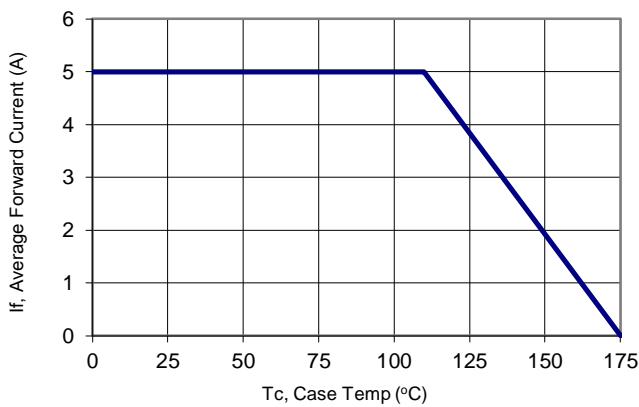


Figure 1: Current Derating, Case

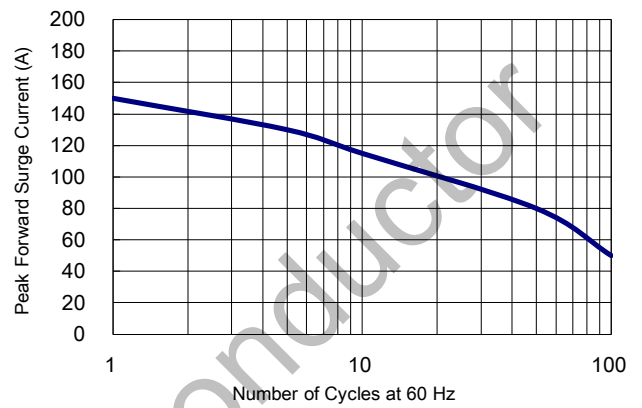


Figure 2: Maximum Repetitive Surge Current

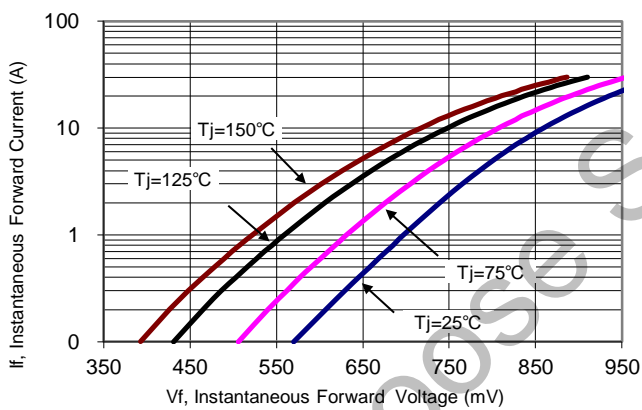


Figure 3: Typical Forward Voltage

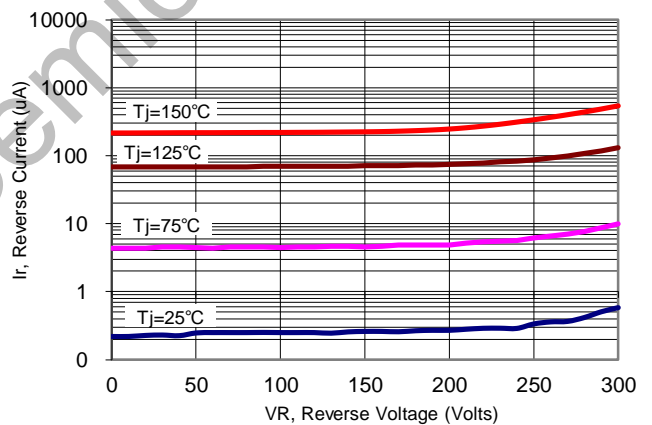


Figure 4: Typical Reverse Current

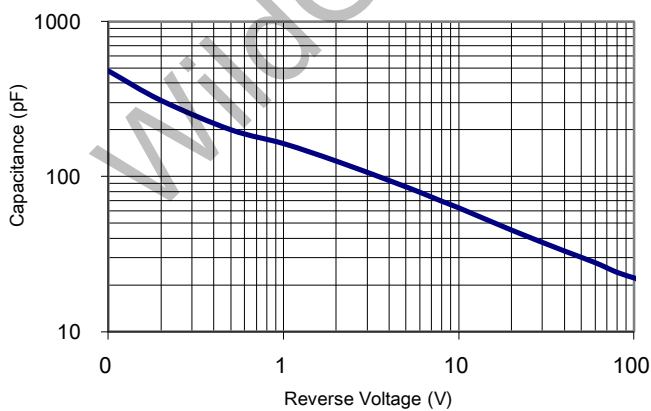
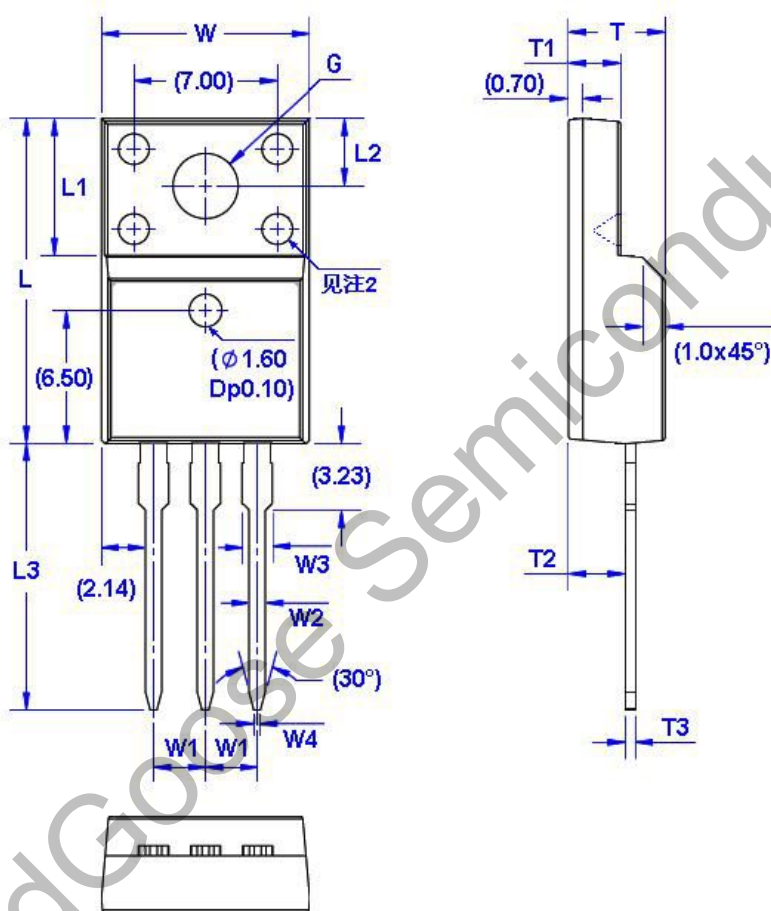


Figure 5: Typical Junction Capacitance

**Package Dimension**

**TO-220F  
(ITO-220AB)**



Symbol	Size		Symbol	Size		Symbol	Size		Symbol	Size	
	Min	Max		Min	Max		Min	Max		Min	Max
W	9.96	10.36	W4	0.25	0.45	L3	12.78	13.18	T3	0.45	0.60
W1	2.54 (TYP)		L	15.67	16.07	T	4.50	4.90	G(Φ)	3.08	3.28
W2	0.70	0.90	L1	6.48	6.88	T1	2.34	2.74			
W3	1.24	1.47	L2	3.20	3.40	T2	2.56	2.96			

## X-ON Electronics

Largest Supplier of Electrical and Electronic Components

*Click to view similar products for [Schottky Diodes & Rectifiers](#) category:*

*Click to view products by [Wild Goose](#) manufacturer:*

Other Similar products are found below :

[MA4E2039](#) [MMBD301M3T5G](#) [RB160M-50TR](#) [D83C](#) [BAS16E6433HTMA1](#) [BAS 3010S-02LRH E6327](#) [BAT 54-02LRH E6327](#)  
[NRVBAF360T3G](#) [NSR05F40QNXT5G](#) [NTE555](#) [JANS1N6640](#) [SS3003CH-TL-E](#) [GA01SHT18](#) [CRS10I30A\(TE85L,QM](#) [MBRA140TRPBF](#)  
[MBRB30H30CT-1G](#) [BAT 15-04R E6152](#) [JANTX1N5712-1](#) [DMJ3940-000](#) [SB007-03C-TB-E](#) [NRVBB20100CTT4G](#) [NRVBM120LT1G](#)  
[NTSB30U100CT-1G](#) [CRG04\(T5L,TEMQ\)](#) [ACDBA1100LR-HF](#) [ACDBA1200-HF](#) [ACDBA240-HF](#) [ACDBA3100-HF](#) [CDBQC0530L-HF](#)  
[ACDBA260LR-HF](#) [ACDBA1100-HF](#) [10BQ015-M3/5BT](#) [NRVBM120ET1G](#) [VSSB410S-M3/5BT](#) [1N5819T-G](#) [PDS1040Q-13](#) [B160BQ-13-F](#)  
[SDM05U20CSP-7](#) [BAS 70-07 E6433](#) [B140S1F-7](#) [HSM560Je3/TR13](#) [DDB2265-000](#) [ZHCS506QTA](#) [HSM190Je3/TR13](#) [B330AF-13](#)  
[ACDBUC0230-HF](#) [SDM1U100S1F-7](#) [MBR10200CTF-G1](#) [CDLL5712](#) [DMF2822-000](#)