

# MBRF4040SCT-MBRF40200SCT

## 40A SCHOTTKY BARRIER RECTIFIER



### MBRF4040SCT-MBRF40200SCT

#### Features:

- Low power loss, high efficiency.  
High surge capacity
- For use in low voltage, high frequency inverters, free wheeling, and polarity protection applications.
- Metal silicon junction, majority carrier conduction.
- High current Capability, low forward voltage drop.
- Guard ring for over voltage protection.

TO-220F



1 2 3



1. Anode 2. Cathode 3. Anode

#### Absolute Maximum Ratings (Ta=25°C unless otherwise noted)

Parameter	Symbol	MBRF 4040 SCT	MBRF 4045 SCT	MBRF 4050 SCT	MBRF 4060 SCT	MBRF 4080 SCT	MBRF 4090 SCT	MBRF 40100 SCT	MBRF 40150 SCT	MBRF 40200 SCT	Unit	
Maximum Recurrent Peak Reverse Voltage	$V_{RRM}$	40	45	50	60	80	90	100	150	200	V	
Maximum RMS Voltage	$V_{RMS}$	28	31.5	35	42	56	63	70	105	140		
Maximum DC Blocking Voltage	$V_{R(DC)}$	40	45	50	60	80	90	100	150	200		
Maximum Average Forward Current	$I_{F(AV)}$	40									A	
Peak Forward Surge Current: 8.3ms single half sine-wave superimposed on rated load (JEDEC method)	$I_{FSM}$	275										
Maximum Forward Voltage at 15A per leg	$V_F$	0.7	0.75		0.85			0.95			V	
Maximum DC Reverse Current at Rated DC Blocking Voltage	$T_j=25^\circ\text{C}$	$I_R$									0.1	mA
	$T_j=125^\circ\text{C}$										20	
Maximum Operating Junction Temperature	$T_j$	150				175						°C
Storage Temperature	$T_{stg}$	-55~+150				-65~+175						
Typical Thermal Resistance	$R_{\theta JC}$	1.4									°C/W	

Typical Characteristics

RATING AND CHARACTERISTIC CURVES

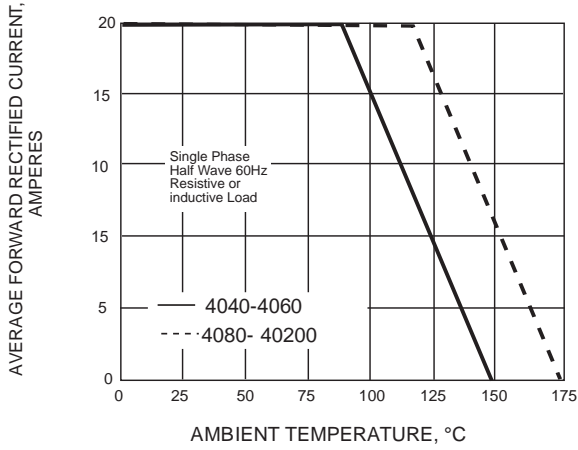


Fig.1 FORWARD CURRENT ERATING CURVE

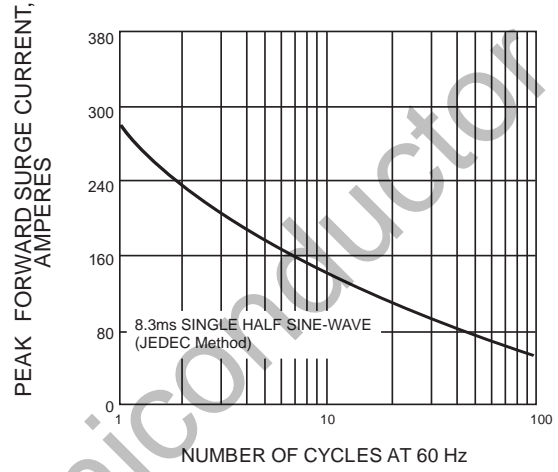


Fig.2 MAXIMUM NON-REPETITIVE SURGE CURRENT

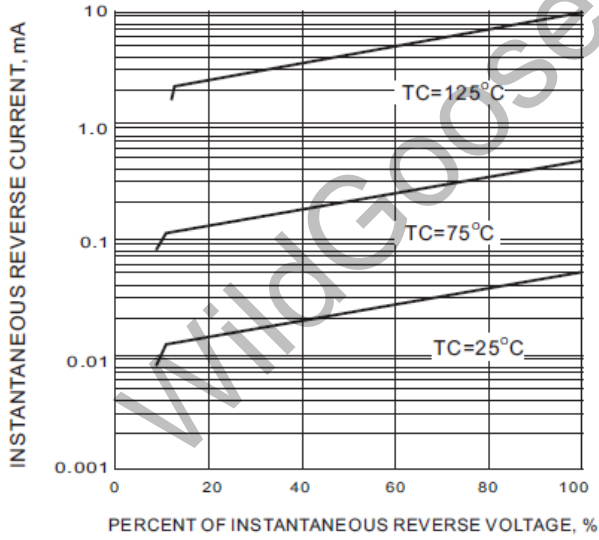


Fig.3 TYPICAL REVERSE CHARACTERISTIC

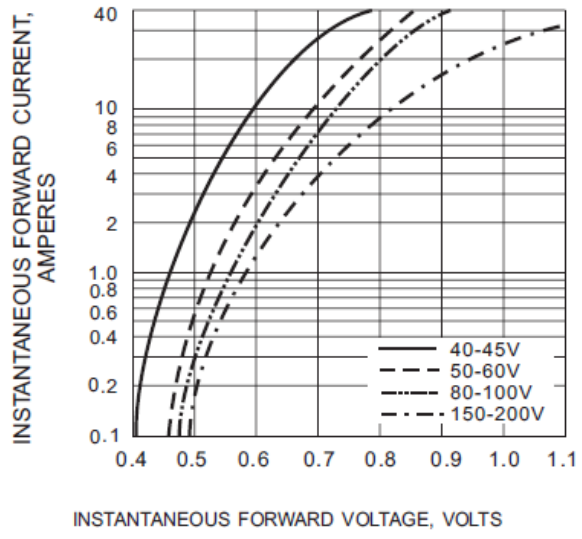


Fig.4 TYPICAL INSTANTANEOUS FORWARD CHARACTERISTIC



## X-ON Electronics

Largest Supplier of Electrical and Electronic Components

*Click to view similar products for [Schottky Diodes & Rectifiers](#) category:*

*Click to view products by [Wild Goose](#) manufacturer:*

Other Similar products are found below :

[MA4E2039](#) [MMBD301M3T5G](#) [RB160M-50TR](#) [D83C](#) [BAS16E6433HTMA1](#) [BAS 3010S-02LRH E6327](#) [BAT 54-02LRH E6327](#)  
[NRVBAF360T3G](#) [NSR05F40QNXT5G](#) [NTE555](#) [JANS1N6640](#) [SS3003CH-TL-E](#) [GA01SHT18](#) [CRS10I30A\(TE85L,QM](#) [MBRA140TRPBF](#)  
[MBRB30H30CT-1G](#) [BAT 15-04R E6152](#) [JANTX1N5712-1](#) [DMJ3940-000](#) [SB007-03C-TB-E](#) [NRVBB20100CTT4G](#) [NRVBM120LT1G](#)  
[NTSB30U100CT-1G](#) [CRG04\(T5L,TEMQ\)](#) [ACDBA1100LR-HF](#) [ACDBA1200-HF](#) [ACDBA240-HF](#) [ACDBA3100-HF](#) [CDBQC0530L-HF](#)  
[ACDBA260LR-HF](#) [ACDBA1100-HF](#) [10BQ015-M3/5BT](#) [NRVBM120ET1G](#) [SDM8M100P5-13](#) [VSSB410S-M3/5BT](#) [1N5819T-G](#)  
[PDS1040Q-13](#) [B160BQ-13-F](#) [SDM05U20CSP-7](#) [BAS 70-07 E6433](#) [B140S1F-7](#) [HSM560Je3/TR13](#) [DDB2265-000](#) [ZHCS506QTA](#)  
[HSM190Je3/TR13](#) [B330AF-13](#) [ACDBUC0230-HF](#) [SDM1U100S1F-7](#) [MBR10200CTF-G1](#) [CDLL5712](#)