



FEATURES

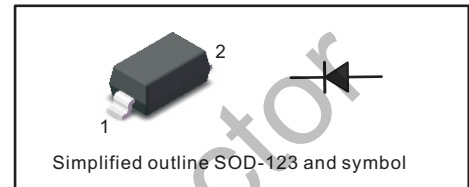
- Total power dissipation: Max. 500mW.
- Wide zener reverse voltage range 2.0V to 75V.
- Small plastic package suitable for surface mounted design.
- Tolerance approximately $\pm 5\%$

MECHANICAL DATA

- Case: SOD-123
- Terminals: Solderable per MIL-STD-750, Method 2026

PINNING

PIN	DESCRIPTION
1	Cathode
2	Anode



Absolute Maximum Ratings And Characteristics (Ta = 25 °C)

Parameter	Symbol	Value	Unit
Power Dissipation	P_{tot}	500	mW
Forward Voltage at $I_F = 10$ mA	V_F	0.9	V
Typical thermal resistance junction to ambient ⁽¹⁾	$R_{\theta JA}$	340	$^{\circ}\text{C}/\text{W}$
Operating and Storage Temperature Range	T_j, T_{stg}	-55 ~ +150	$^{\circ}\text{C}$

(1) Thermal resistance from junction to ambient at P.C.B. mounted with 2.0" X 2.0" (5 X 5 cm) copper areas pads.

Fig.1 Maximum Continuous Power Derating

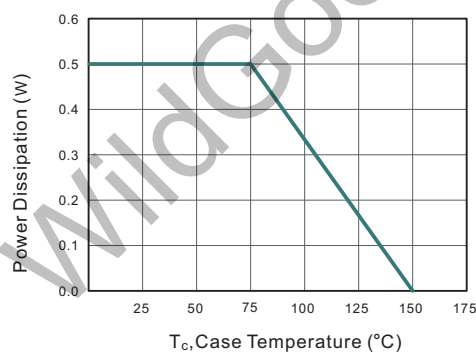
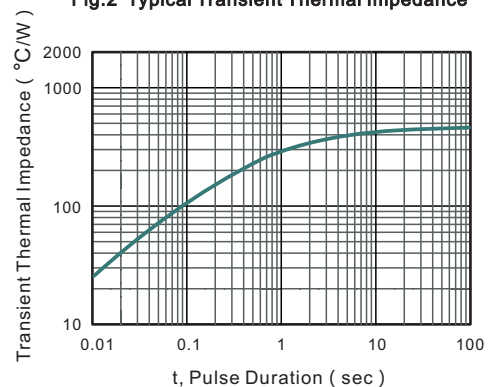


Fig.2 Typical Transient Thermal Impedance



Characteristics at Ta = 25°C

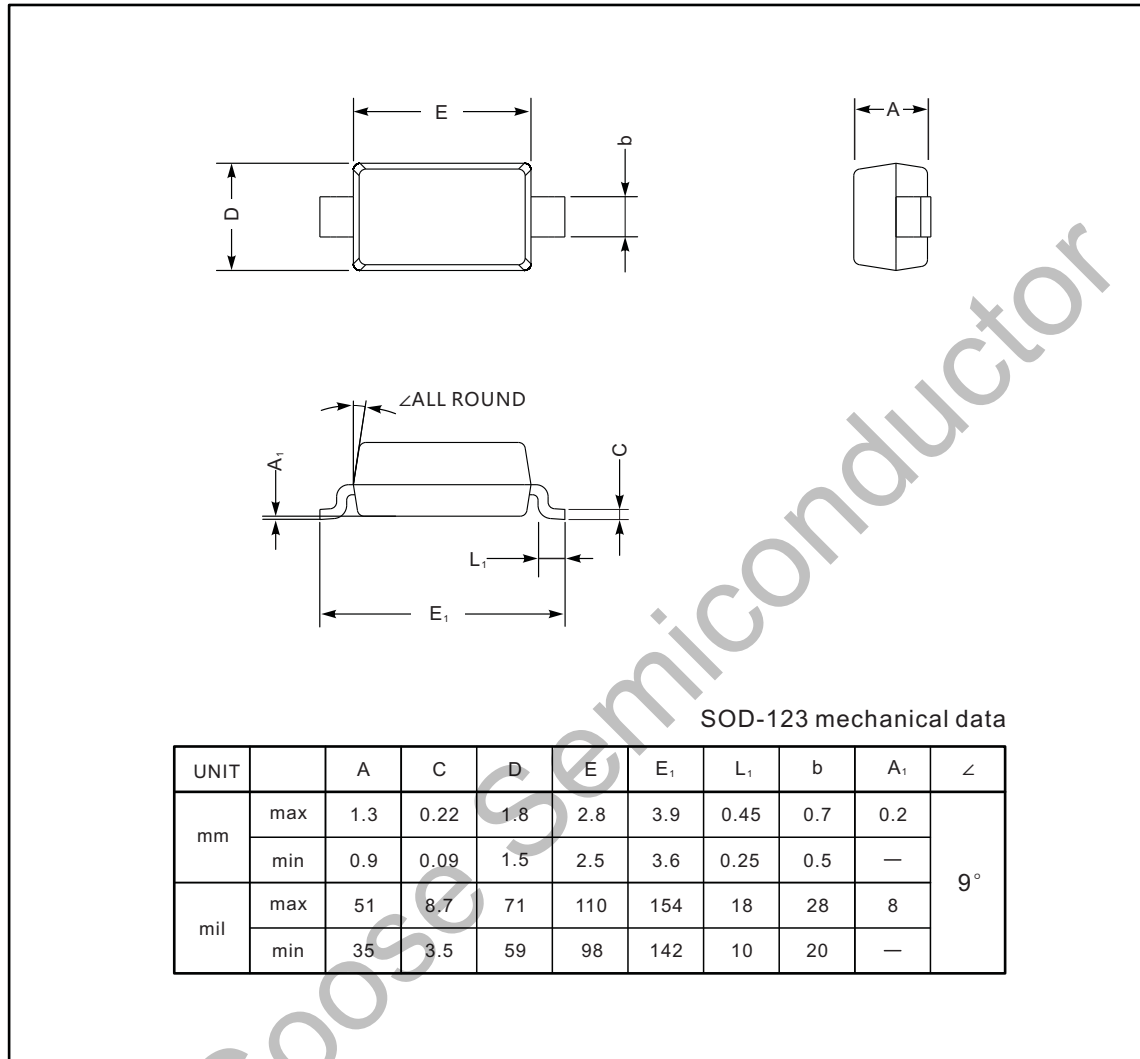
Type	Marking	Zener Voltage Range ⁽¹⁾			I _{ZT} (mA)	Dynamic Impedance Z _{ZT} (at I _{ZT}) Max (Ω)	Reverse Current	
		V _{ZT} (at I _{ZT})					I _R Max (μA)	at V _R (V)
		Min (V)	Nom (V)	Max (V)				
MM1Z2V0	4A	1.8	2.0	2.15	5	100	120	0.5
MM1Z2V2	4B	2.08	2.2	2.33	5	100	120	0.7
MM1Z2V4	4C	2.28	2.4	2.56	5	100	120	1
MM1Z2V7	4D	2.5	2.7	2.9	5	110	120	1
MM1Z3V0	4E	2.8	3.0	3.2	5	120	50	1
MM1Z3V3	4F	3.1	3.3	3.5	5	130	20	1
MM1Z3V6	4H	3.4	3.6	3.8	5	130	10	1
MM1Z3V9	4J	3.7	3.9	4.1	5	130	5	1
MM1Z4V3	4K	4	4.3	4.6	5	130	5	1
MM1Z4V7	4M	4.4	4.7	5	5	130	2	1
MM1Z5V1	4N	4.8	5.1	5.4	5	130	2	1.5
MM1Z5V6	4P	5.2	5.6	6	5	80	1	2.5
MM1Z6V2	4R	5.8	6.2	6.6	5	50	1	3
MM1Z6V8	4X	6.4	6.8	7.2	5	30	0.5	3.5
MM1Z7V5	4Y	7	7.5	7.9	5	30	0.5	4
MM1Z8V2	4Z	7.7	8.2	8.7	5	30	0.5	5
MM1Z9V1	5A	8.5	9.1	9.6	5	30	0.5	6
MM1Z10	5B	9.4	10	10.6	5	30	0.1	7
MM1Z11	5C	10.4	11	11.6	5	30	0.1	8
MM1Z12	5D	11.4	12	12.7	5	35	0.1	9
MM1Z13	5E	12.4	13	14.1	5	35	0.1	10
MM1Z15	5F	13.8	15	15.6	5	40	0.1	11
MM1Z16	5H	15.3	16	17.1	5	40	0.1	12
MM1Z18	5J	16.8	18	19.1	5	45	0.1	13
MM1Z20	5K	18.8	20	21.2	5	50	0.1	15
MM1Z22	5M	20.8	22	23.3	5	55	0.1	17
MM1Z24	5N	22.8	24	25.6	5	60	0.1	19
MM1Z27	5P	25.1	27	28.9	5	70	0.1	21
MM1Z30	5R	28	30	32	5	80	0.1	23
MM1Z33	5X	31	33	35	5	80	0.1	25
MM1Z36	5Y	34	36	38	5	90	0.1	27
MM1Z39	5Z	37	39	41	2.5	100	2	30
MM1Z43	6A	40	43	46	2.5	130	2	33
MM1Z47	6B	44	47	50	2.5	150	2	36
MM1Z51	6C	48	51	54	2.5	180	1	39
MM1Z56	6D	52	56	60	2.5	180	1	43
MM1Z62	6E	58	62	66	2.5	200	0.2	47
MM1Z68	6F	64	68	72	2.5	250	0.2	52
MM1Z75	6H	70	75	79	2.5	300	0.2	57

(1) V_{ZT} is tested with pulses (20 ms)

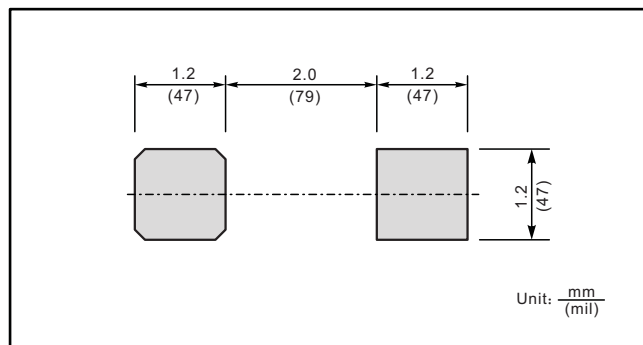
PACKAGE OUTLINE

Plastic surface mounted package; 2 leads

SOD-123



The recommended mounting pad size



X-ON Electronics

Largest Supplier of Electrical and Electronic Components

Click to view similar products for [Zener Diodes](#) category:

Click to view products by [Wild Goose](#) manufacturer:

Other Similar products are found below :

[RKZ13B2KG#P1](#) [DL5234B](#) [1N4682](#) [1N4693](#) [1N4732A](#) [1N4736A](#) [1N4750A](#) [1N4759ARL](#) [1N5241B](#) [1N5365B](#) [1N5369B](#) [1N747A](#)
[1N964B](#) [1N966B](#) [1N968B](#) [1N972B](#) [JANS1N4974US](#) [1N4692](#) [1N4702](#) [1N4704](#) [1N4711](#) [1N4714](#) [1N4745ARL](#) [1N4752ARL](#) [1N4760ARL](#)
[1N5221B](#) [1N5242BTR](#) [1N5350B](#) [1N5352B](#) [1N961BRR1](#) [1N964BRL](#) [RKZ5.1BKU#P6](#) [3SMAJ5946B-TP](#) [3SMAJ5950B-TP](#)
[MMSZ5230BQ-13-F](#) [MMSZ5232BQ-13-F](#) [BZX84C7V5](#) [3SMAJ5945B-TP](#) [3SMAJ5947B-TP](#) [3SMBJ5941B-TP](#) [DZ2S240M0L](#) [SMAZ27-](#)
[TP](#) [ZMM5224B-7](#) [RD16UM-T1-A](#) [RD39S-T1-A](#) [RD10S-T1-A](#) [CDZT2R5.6B](#) [1N4762A G](#) [Z1SMA18](#) [JANTX1N4553B](#)