

MSB30B THRU MSB30M

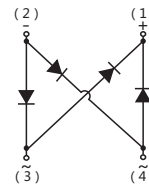
3.0 Amps Surface Mount Glass Passivated Bridge Rectifier



Features:

- Glass Passivated Chip Junction
- Reverse Voltage - 100 to 1000 V
- Forward Current - 3.0 A
- High Surge Current Capability
- Designed for Surface Mount Application

UMSB



PINNING

PIN	DESCRIPTION
1	Output Anode (+)
2	Output Cathode (-)
3	Input Pin (~)
4	Input Pin (~)

Absolute Maximum Ratings (Ta=25°C unless otherwise noted)

Ratings at 25 °C ambient temperature unless otherwise specified. Single phase, half wave, 60 Hz, resistive or inductive load. For capacitive load, derate current by 20%.

Parameter	Symbols	MSB30B	MSB30D	MSB30G	MSB30J	MSB30K	MSB30M	Units
Maximum Repetitive Peak Reverse Voltage	V_{RRM}	100	200	400	600	800	1000	V
Maximum RMS voltage	V_{RMS}	70	140	280	420	560	700	V
Maximum DC Blocking Voltage	V_{DC}	100	200	400	600	800	1000	V
Average Rectified Output Current	I_o	3.0						A
Peak Forward Surge Current 8.3 ms Single Half Sine Wave Superimposed on Rated Load (JEDEC Method)	I_{FSM}	80						A
Maximum Forward Voltage at 3.0 A	V_F	1.1						V
Maximum DC Reverse Current at Rated DC Blocking Voltage @T _A =25 °C @T _A =125 °C	I_R	5 100						μA
Typical Junction Capacitance (Note1)	C_j	40						pF
Operating and Storage Temperature Range	T _j , T _{stg}	-55 ~ +150						°C

Note: 1. Measured at 1MHz and applied reverse voltage of 4 V D.C.

2. Mounted on glass epoxy PC board with 4×1.5"×1.5" (3.81×3.81 cm) copper pad.

Typical Characteristics

Fig.1 Average Rectified Output Current Derating Curve

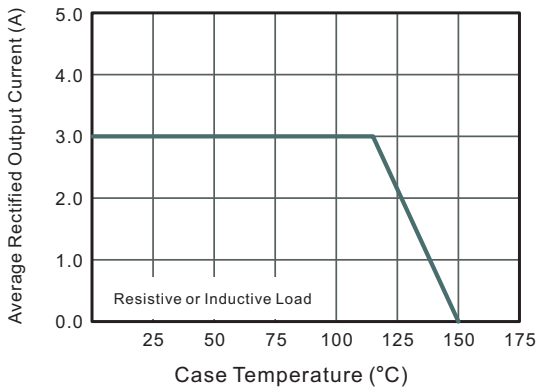


Fig.2 Typical Reverse Characteristics

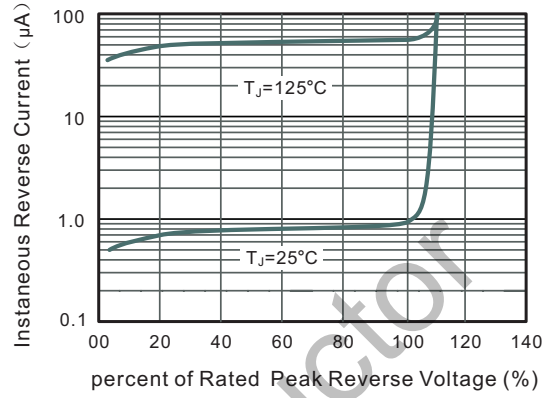


Fig.3 Typical Instantaneous Forward Characteristics

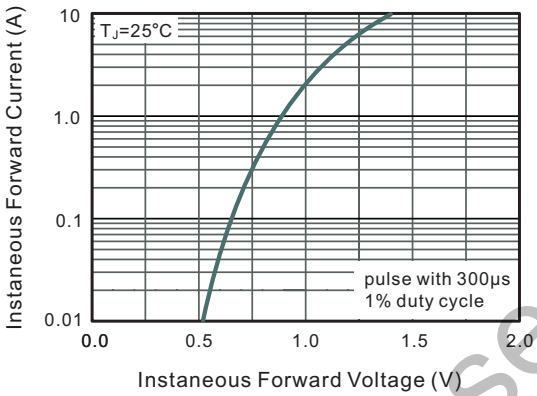


Fig.4 Typical Junction Capacitance

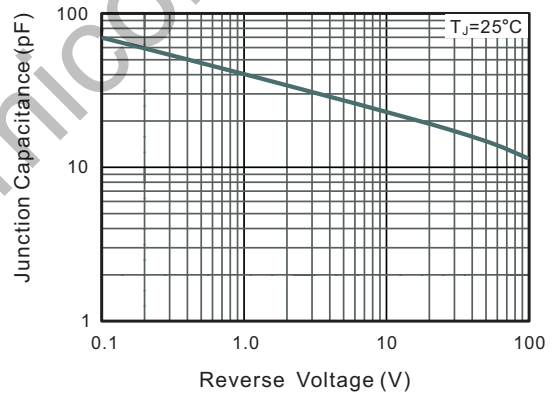
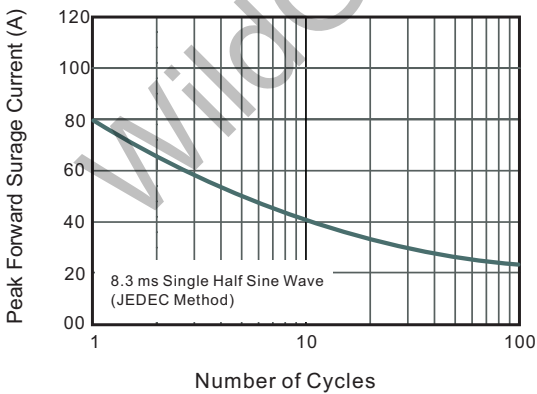
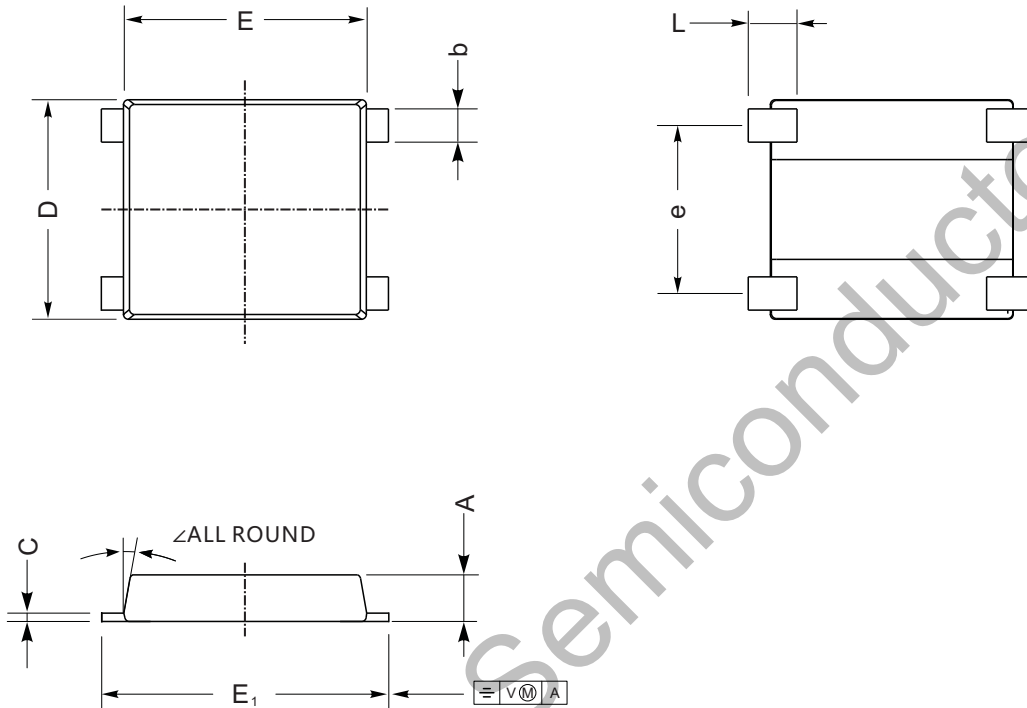


Fig.5 Maximum Non-Repetitive Peak Forward Surge Current



Package Dimension

UMSB



UMSB mechanical data

UNIT		A	C	D	E	E ₁	L	e	b	∠
mm	max	1.5	0.29	7.0	7.6	8.9	1.6	5.3	1.15	10°
	min	1.3	0.17	6.2	7.1	8.4	1.0	4.9	0.95	
mil	max	59	12	276	299	350	55	209	45	
	min	51	7	244	280	331	31.5	193	37	

Marking

Type number	Marking code
MSB30B	MB30B
MSB30D	MB30D
MSB30G	MB30G
MSB30J	MB30J
MSB30K	MB30K
MSB30M	MB30M

X-ON Electronics

Largest Supplier of Electrical and Electronic Components

Click to view similar products for [Bridge Rectifiers](#) category:

Click to view products by [Wild Goose](#) manufacturer:

Other Similar products are found below :

[MB252](#) [MB356G](#) [MB358G](#) [GBJ1504-BP](#) [GBU10B-BP](#) [GBU15K-BP](#) [GBU4A-BP](#) [GBU4D-BP](#) [DB101-BP](#) [DF01](#) [DF10SA-E345](#) [KBPC50-10S](#) [RS405GL-BP](#) [GBJ1502-BP](#) [GBU6M](#) [TB102M](#) [MB1510](#) [MB86](#) [TL401G](#) [MDA920A2](#) [TU602](#) [TU810](#) [MP5010W-BP](#) [MP501W-BP](#) [MP502-BP](#) [KBPC25-02](#) [VBO160-12NO7](#) [VS-110MT120KPBF](#) [VS-60MT80KPBF](#) [DB105-BP](#) [DF1510S](#) [VS-40MT160PAPBF](#) [GBU4G-BP](#) [GSIB15A80-E3/45](#) [DB104-BP](#) [D3SB60](#) [TB354](#) [GBJ2504-BP](#) [26MB100A](#) [B1S-G](#) [VS-40MT160KPBF](#) [VUO162-16NO7](#) [ABS10-G](#) [GBU6B-BP](#) [GBJ1508-BP](#) [BR5010-G](#) [ABS6-G](#) [B125C800G-E4/51](#) [MSB15MH-13](#) [LBS10-13](#)