

MURF2010CT - MURF2060CT

20 Amps Super Fast Recovery




MURF2010CT - MURF2060CT

Features:

- High surge capacity
- Low Forward Voltage Drop.
- High Current Capability.
- Super Fast Switching Speed For High Efficiency

TO-220F



Absolute Maximum Ratings (Ta=25°C unless otherwise noted)

Parameter	Symbol	MUR F2010 CT	MUR F2015 CT	MUR F2020 CT	MUR F2040 CT	MUR F2060 CT	Unit
Peak Repetitive Reverse Voltage	V_{RRM}	100	150	200	400	600	V
Working Peak Reverse Voltage	V_{RWM}	100	150	200	400	600	V
DC Blocking Voltage	$V_{R(DC)}$	100	150	200	400	600	V
Average Rectified Forward Current Total Device, (Rated V_R), $T_C = 150^\circ\text{C}$	$I_{F(AV)}$	Per Leg Total Device		10 20			A
Peak Rectified Forward Current Per Diode Leg (Rated V_R , Square Wave, 20 kHz), $T_C = 150^\circ\text{C}$	I_{FM}			20			A
Nonrepetitive Peak Surge Current(Surge applied at rated load conditions half wave, single phase, 60 Hz)	I_{FSM}			120			A
Operating Junction Temperature and Storage Temperature	T_J, T_{stg}			-65 to +175			°C
Maximum Thermal Resistance, Junction-to-Case(Per Leg)	$R_{\theta JC}$	3.0		2.0			°C/W

ELECTRICAL CHARACTERISTICS (Per Diode Leg)

Parameter	Symbol	MUR F2010 CT	MUR F2015 CT	MUR F2020 CT	MUR F2040 CT	MUR F2060 CT	Unit
Forward Voltage (Note 1)($I_F = 10\text{ A}$, $T_C = 25^\circ\text{C}$) ($I_F = 10\text{ A}$, $T_C = 150^\circ\text{C}$)	V_F		0.975 0.895		1.50 1.20	1.80 1.50	V
Maximum Instantaneous Reverse Current (Note 1) (Rated DC Voltage, $T_C = 25^\circ\text{C}$) (Rated DC Voltage, $T_C = 150^\circ\text{C}$)	I_R		5 250		10 500		$\mu\text{ A}$
Maximum Reverse Recovery Time ($I_F = 1.0\text{ A}$, $di/dt = 50\text{ A}/\mu\text{ s}$) ($I_F = 0.5\text{ A}$, $I_R = 1.0\text{ A}$, $I_{REC} = 0.25\text{ A}$)	T_{RR}		35 25		35 30		ns

Note 1.Pulse Test: Pulse Width = 300 $\mu\text{ s}$, Duty Cycle $\leq 2.0\%$

Typical Characteristics

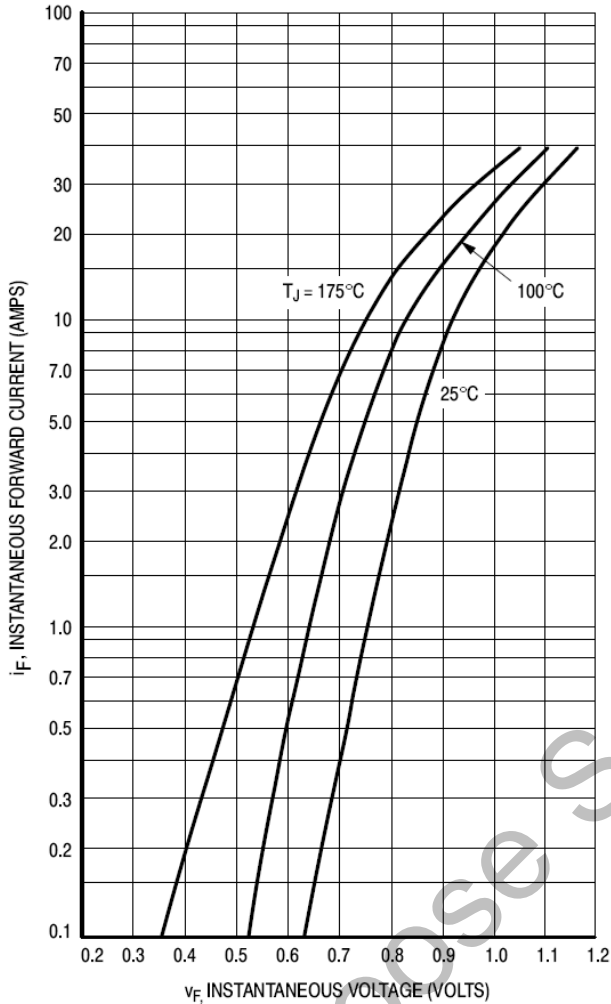


Figure 1. Typical Forward Voltage, Per Leg

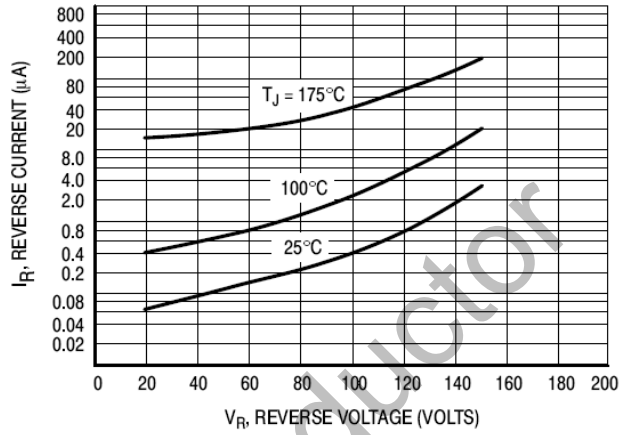


Figure 2. Typical Reverse Current, Per Leg*

* The curves shown are typical for the highest voltage device in the voltage grouping. Typical reverse current for lower voltage selections can be estimated from these same curves if V_R is sufficiently below rated V_R .

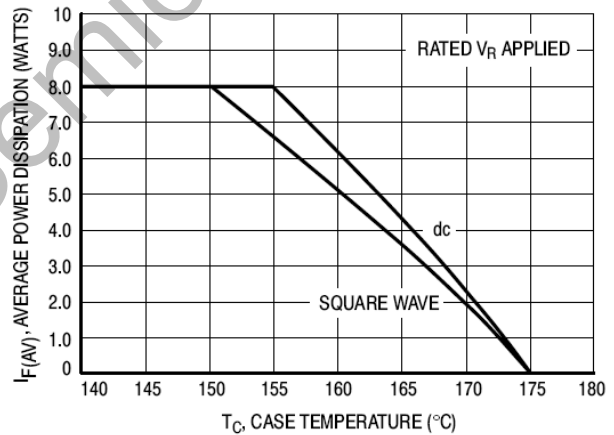


Figure 3. Current Derating, Case, Per Leg

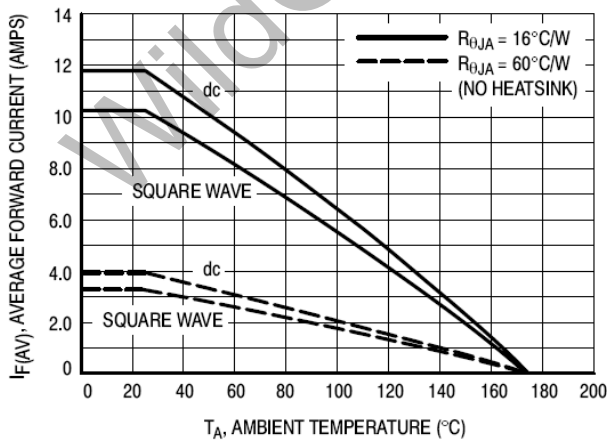


Figure 4. Current Derating, Ambient, Per Leg

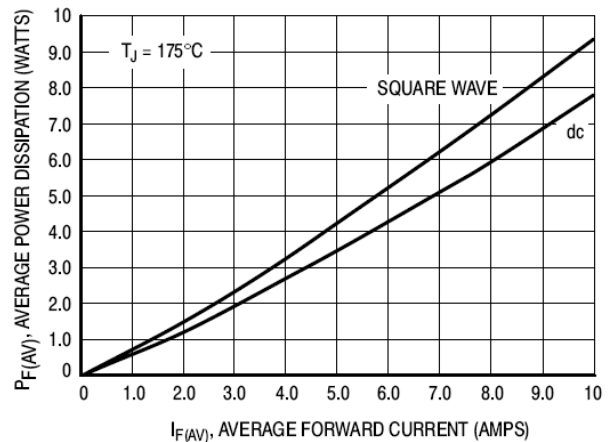
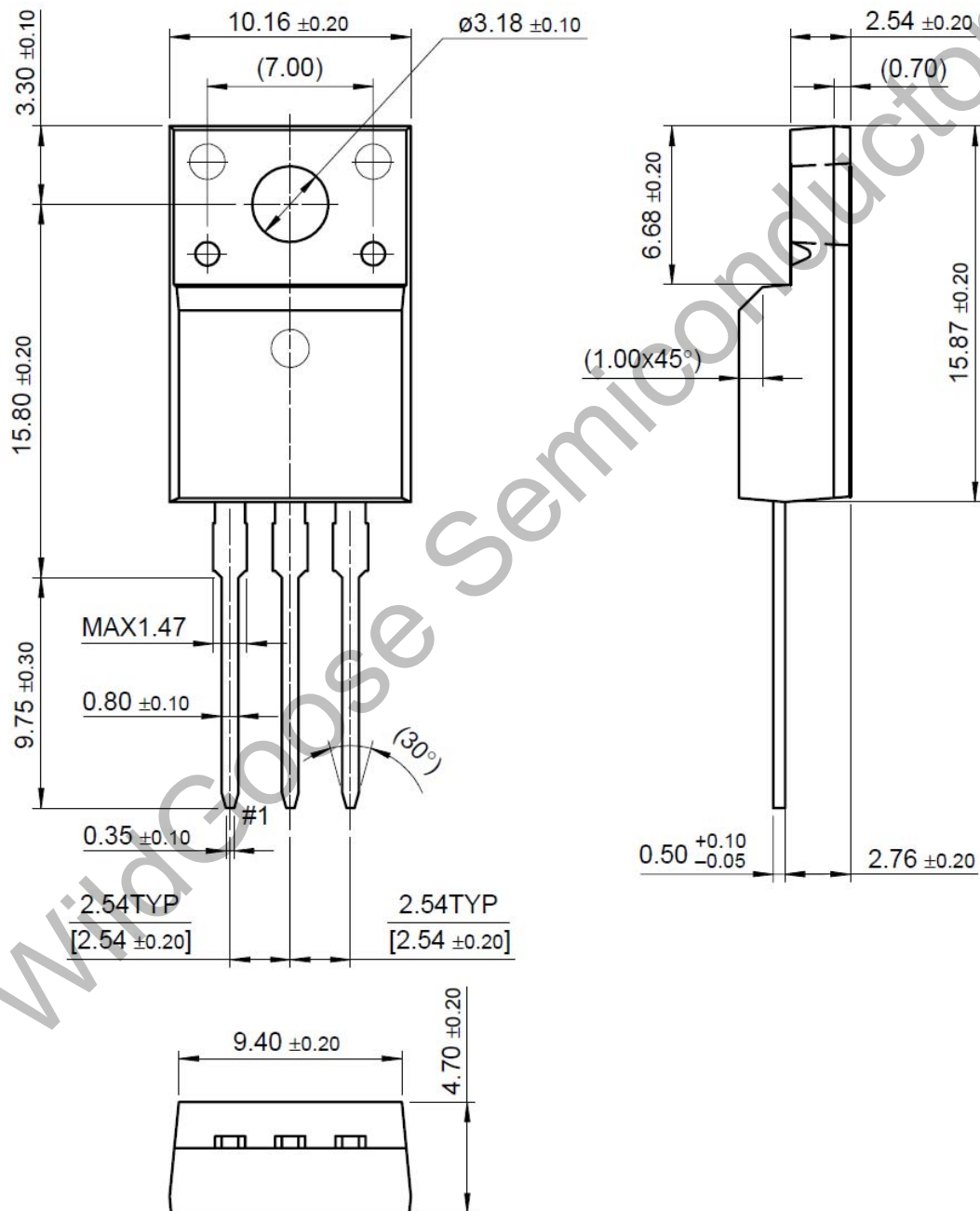


Figure 5. Power Dissipation, Per Leg

Package Dimension

TO-220F

Unit: mm



X-ON Electronics

Largest Supplier of Electrical and Electronic Components

Click to view similar products for [Rectifiers](#) category:

Click to view products by [Wild Goose](#) manufacturer:

Other Similar products are found below :

[70HFR40](#) [FR105 R0](#) [RL252-TP](#) [1N5397](#) [1N4005-TR](#) [1N4007-BP](#) [UFS120Je3/TR13](#) [20ETS12S](#) [RRE02VS6SGTR](#) [MS306](#) [A1N5404G-G](#)
[CRF02\(T5L,TEMQ\)](#) [ACGRB207-HF](#) [CLH07\(TE16L,Q\)](#) [CLH03\(TE16L,Q\)](#) [1N5395-TP](#) [UES1302](#) [ACGRC307-HF](#) [ACEFC304-HF](#) [DZ-](#)
[1380](#) [85HFR60](#) [40HFR60](#) [70HF120](#) [85HFR80](#) [SCF7500](#) [SM100](#) [ACGRA4001-HF](#) [SKN70/08](#) [NTE5819](#) [NTE5827](#) [NTE5828](#) [NTE5911](#)
[NTE5915](#) [NTE6104](#) [NTE6163](#) [NTE6164](#) [NTE6165](#) [NTE6364](#) [TSD3G](#) [SET130312](#) [NRVUS110VT3G](#) [UES1106](#) [UES1306](#)
[NRVUS240VT3G](#) [D5FE60-5063](#) [R4000GPS-TP](#) [D4015L56TP](#) [UES1306HR2](#) [FX20K120](#) [D20XB60-7101](#)