

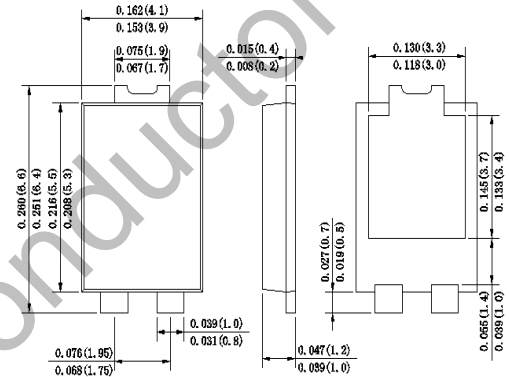
10.0Amp Surface Mount Schottky Barrier Rectifiers



TO-277B

Features

- ▶ The plastic package carries Underwriters Laboratory Flammability Classification 94V-0
- ▶ For surface mounted applications
- ▶ Low reverse leakage
- ▶ Built-in strain relief, ideal for automated placement
- ▶ High forward surge current capability
- ▶ High temperature soldering guaranteed: 250°C/10 seconds at terminals



LEFT PIN ◯
RIGHT PIN ◯

BOTTOMSIDE
HEAT SINK

Dimensions in inches and (millimeters)

Mechanical Data

Case: JEDEC TO-277B molded plastic body

Terminals: Solder plated, solderable per MIL-STD-750, Method 2026

Mounting Position: Any

Maximum Ratings And Electrical Characteristics

Ratings at 25°C ambient temperature unless otherwise specified. Single phase half-wave 60Hz, resistive or inductive load, for capacitive load current derate by 20%.

	SYMBOLS	SB 1020L	SB 1040L	SB 1045L	SB 1060L	SB 1080L	SB 10100L	SB 10150L	SB 10200L	UNITS
Maximum repetitive peak reverse voltage	V_{RRM}	20	40	45	60	80	100	150	200	VOLTS
Maximum RMS voltage	V_{RMS}	14	28	32	42	56	70	105	150	VOLTS
Maximum DC blocking voltage	V_{DC}	20	40	45	60	80	100	150	200	VOLTS
Maximum average forward rectified current at $T_L=110^\circ\text{C}$	$I_{(AV)}$	10.0								Amp
Peak forward surge current 8.3ms single half sine-wave superimposed on rated load (JEDEC Method)	I_{FSM}	200.0								Amps
Maximum instantaneous forward voltage at 5.0A	V_F	0.55		0.70	0.85		0.95		Volts	
Maximum DC reverse current at rated DC blocking voltage	I_R	0.5						0.1		mA
		20.0		10.0		2.0				
Typical thermal resistance (NOTE 1)	$R_{\theta JA}$	75.0								C/W
Operating junction and storage temperature range	T_J, T_{STG}	-55 to +150								°C

Note: 1.P.C.B. mounted with 8.0x8.0mm copper pad areas

10.0Amp Surface Mount Schottky Barrier Rectifiers

FIG. 1- FORWARD CURRENT DERATING CURVE

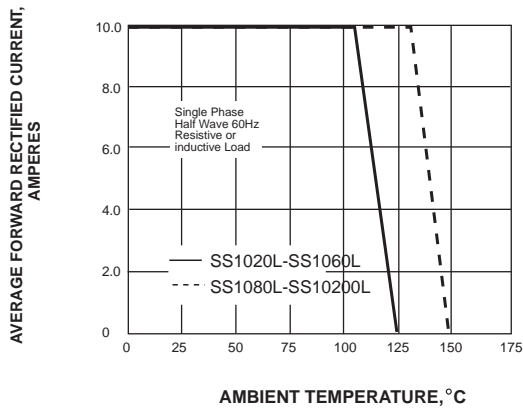


FIG. 2-MAXIMUM NON-REPETITIVE PEAK FORWARD SURGE CURRENT

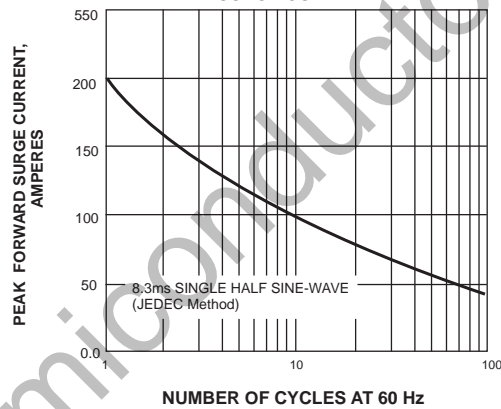


FIG. 3-TYPICAL INSTANTANEOUS FORWARD CHARACTERISTICS

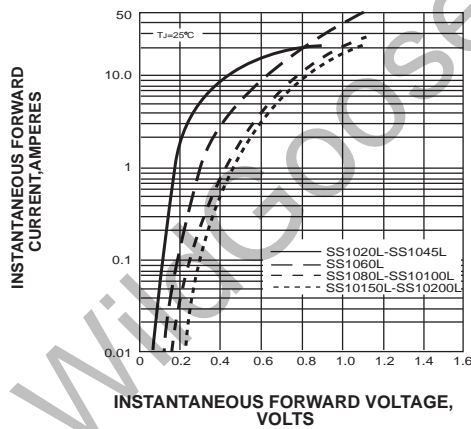
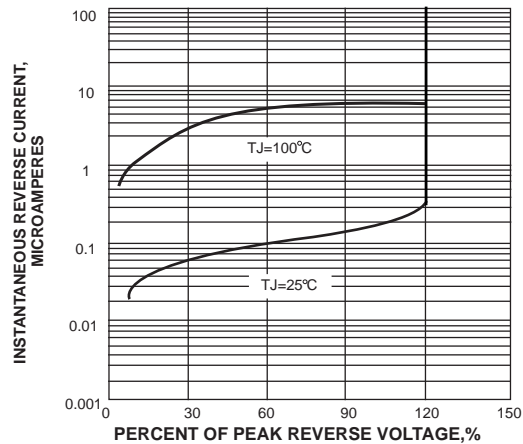


FIG. 4-TYPICAL REVERSE CHARACTERISTICS



X-ON Electronics

Largest Supplier of Electrical and Electronic Components

Click to view similar products for [Schottky Diodes & Rectifiers](#) category:

Click to view products by [Wild Goose](#) manufacturer:

Other Similar products are found below :

[MA4E2039](#) [MMBD301M3T5G](#) [RB160M-50TR](#) [D83C](#) [BAS16E6433HTMA1](#) [BAS 3010S-02LRH E6327](#) [BAT 54-02LRH E6327](#)
[NRVBAF360T3G](#) [NSR05F40QNXT5G](#) [NTE555](#) [JANS1N6640](#) [SS3003CH-TL-E](#) [GA01SHT18](#) [CRS10I30A\(TE85L,QM](#) [MBRA140TRPBF](#)
[MBRB30H30CT-1G](#) [BAT 15-04R E6152](#) [JANTX1N5712-1](#) [DMJ3940-000](#) [SB007-03C-TB-E](#) [NRVBB20100CTT4G](#) [NRVBM120LT1G](#)
[NTSB30U100CT-1G](#) [CRG04\(T5L,TEMQ\)](#) [ACDBA1100LR-HF](#) [ACDBA1200-HF](#) [ACDBA240-HF](#) [ACDBA3100-HF](#) [CDBQC0530L-HF](#)
[ACDBA260LR-HF](#) [ACDBA1100-HF](#) [10BQ015-M3/5BT](#) [NRVBM120ET1G](#) [SDM8M100P5-13](#) [VSSB410S-M3/5BT](#) [1N5819T-G](#)
[PDS1040Q-13](#) [B160BQ-13-F](#) [SDM05U20CSP-7](#) [BAS 70-07 E6433](#) [B140S1F-7](#) [HSM560Je3/TR13](#) [DDB2265-000](#) [ZHCS506QTA](#)
[HSM190Je3/TR13](#) [B330AF-13](#) [ACDBUC0230-HF](#) [SDM1U100S1F-7](#) [MBR10200CTF-G1](#) [CDLL5712](#)