

2-Line Bidirectional ESD Protection Diode

General description

These dual monolithic silicon surge protection diodes are designed for applications requiring transient overvoltage protection capability. They are intended for use in voltage and ESD sensitive equipment, as computers, printers, business machines, communication systems, medical equipment and other applications. Their bi-directional double ESD design protects two separate lines using only one package. These devices are ideal for situations where board space is at a premium.

Features and benefits

- Bi-directional ESD protection of 2 lines
- Reverse stand-off voltage: 5.0V Max
- Low clamping voltage
- Low leakage current: nA Level
- Response time is typically < 1 ns
- ESD Protection: 30kV(air)/ 30kV(contact) (IEC61000-4-2)

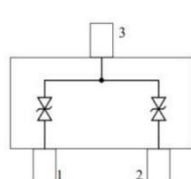
Application information

- Cellular handsets and accessories
- Portable electronics
- Computers and peripherals
- Communication systems
- Audio and video equipment.

Ordering information

Device	Package	Marking	Packaging
SM05C	SOT23	M05C	3000/Tape & Reel

Schematic & Pin configuration

Circuit diagram	Pinning
	<p>PIN1 Lines 1</p> <p>PIN2 Lines 2</p> <p>PIN3 common pin</p>

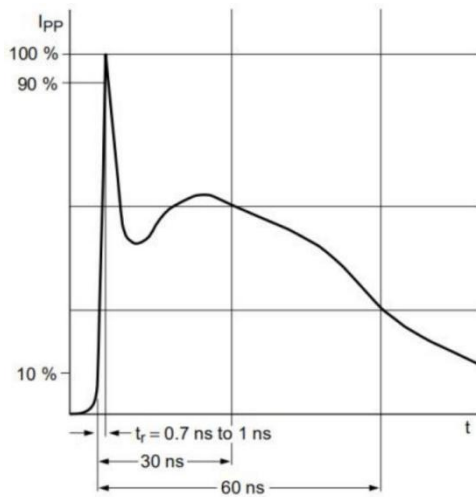
Maximum Ratings ($T_{OP} = 25 \text{ } ^\circ\text{C}$, unless otherwise specified)

Parameter	Symbol	Value	Unit
Peak Pulse Power ($t_p = 8/20 \mu\text{s}$)	P_{PPM}	90	W
Peak Pulse Current($t_p = 8/20 \mu\text{s}$)	I_{PPM}	9	A
Maximum lead temperature for soldering during 10s	T_L	260	$^\circ\text{C}$
Storage Temperature Range	T_{stg}	-55 to +150	$^\circ\text{C}$
Operating Temperature Range	T_{OP}	-40 to +125	$^\circ\text{C}$
Maximum junction temperature	T_j	150	$^\circ\text{C}$
ESD voltage IEC 61000-4-2 (air discharge)	V_{ESD}	30	kV
ESD voltage IEC 61000-4-2 (contact discharge)	V_{ESD}	30	kV

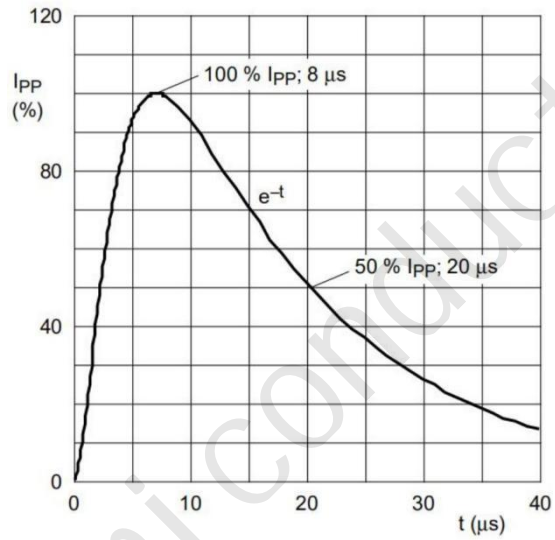
Electrical Characteristics ($T_{OP} = 25 \text{ } ^\circ\text{C}$, unless otherwise specified)

Parameter	Symbol	Min	Typ	Max	Unit	Condition
Reverse Working Voltage	V_{RWM}	--	--	5.0	V	
Breakdown Voltage	V_{BR}	5.6	--	8.0	V	$I_r=1\text{mA}$
Leakage Current I_{Leak}	I_r	--	--	100	nA	$V_{RWM}=5\text{V}$
Clamping Voltage	V_C	--	--	10.0	V	$I_{PP}=9\text{A}, T_p=8/20\mu\text{s}$
Junction Capacitance	C_j	--	--	25	pF	$V_R=0\text{V}, f=1\text{MHz}$ (Pin 1 or 2 to 3)

Typical Characteristics



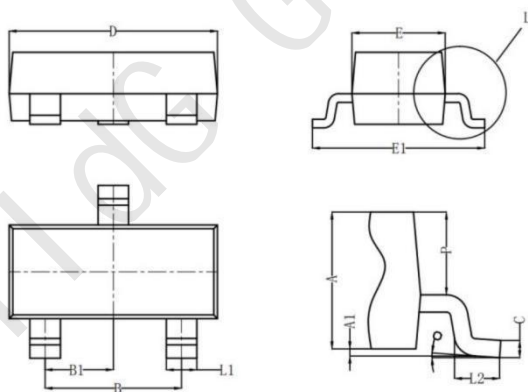
IEC61000-4-2 Waveform



IEC 61000-4-5 Waveform(8/20μs pulse)

Package Outline Dimensions

SOT23



Symbol	Dimensions (mm)		
	Min	Typ	Max
A	0.900	1.000	1.1100
A1	0.000	0.050	0.100
L1	0.350	0.400	0.500
C	0.100	0.110	0.120
D	2.800	2.900	3.000
E	1.250	1.300	1.350
E1	2.250	2.400	2.550
B	1.800	1.900	2.000
B1	0.950 Typ		
L2	0.200	0.350	0.450
P	0.550	0.575	0.600

X-ON Electronics

Largest Supplier of Electrical and Electronic Components

Click to view similar products for [ESD Suppressors / TVS Diodes](#) category:

Click to view products by [Wild Goose](#) manufacturer:

Other Similar products are found below :

[60KS200C](#) [D18V0L1B2LP-7B](#) [D5V0F4U5P5-7](#) [NTE4902](#) [P4KE27CA](#) [P6KE11CA](#) [P6KE8.2A](#) [SA60CA](#) [SA64CA](#) [SMBJ12CATR](#)
[SMBJ33CATR](#) [SMBJ6.5A](#) [SMBJ8.0A](#) [ESD101-B1-02ELS E6327](#) [ESD112-B1-02EL E6327](#) [ESD7451N2T5G](#) [19180-510](#) [CPDT-5V0USP-](#)
[HF](#) [3.0SMCJ33CA-F](#) [3.0SMCJ36A-F](#) [HSPC16701B02TP](#) [JANTX1N6126A](#) [D3V3Q1B2DLP3-7](#) [D55V0M1B2WS-7](#) [SCM1293A-04SO](#)
[ESD200-B1-CSP0201 E6327](#) [SM12-7](#) [CEN955 W/DATA](#) [VESD12A1A-HD1-GS08](#) [CPDQC5V0-HF](#) [D1213A-01LP4-7B](#) [ESD101-B1-02EL](#)
[E6327](#) [AOZ8808DI-03](#) [5KP15A](#) [5KP48A](#) [5KP90A](#) [ESD3V3D7-TP](#) [15KPA36A-LF](#) [P4KE56CA](#) [P4KE68A](#) [P4KE91CATR](#) [P6KE120A](#)
[P6KE13CA](#) [P6KE43CA](#) [P6KE6.8CA](#) [P6KE8.2](#) [P6SMBJ20CA](#) [JANTX1N6072A](#) [SR2835ESKG](#) [SA90CA](#)