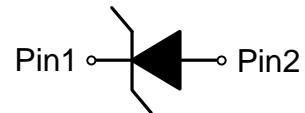


ESD5Z7V
1-Line, Uni-directional, Transient Voltage Suppressors
<http://www.sh-willsemi.com>
Descriptions

The ESD5Z7V is a TVS (Transient Voltage Suppressor) designed to protect sensitive electronic components which are connected to power lines, low speed data lines and transmission lines from over-stress caused by ESD (Electrostatic Discharge), EFT (Electrical Fast Transients) and surge.

The ESD5Z7V may be used to provide ESD protection up to $\pm 30\text{kV}$ (contact discharge) according to IEC61000-4-2, and withstand peak pulse current up to 9.5A (8/20 μs) according to IEC61000-4-5.

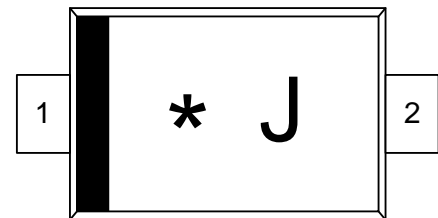
The ESD5Z7V is available in SOD-523 package. Standard products are Pb-free and Halogen-free.


SOD-523

Circuit diagram
Features

- Stand-off voltage: 7V Max
- Transient protection for each line according to IEC61000-4-2 (ESD): $\pm 30\text{kV}$ (contact and air discharge)
IEC61000-4-4 (EFT): 80A (5/50ns)
IEC61000-4-5 (surge): 9.5A (8/20 μs)
- Capacitance: $C_J = 47\text{pF}$ typ.
- Low leakage current
- Low clamping voltage
- Solid-state silicon technology

Applications

- Computers and peripherals
- Cellular handsets
- Microprocessors
- Power lines
- Portable Electronics
- Notebooks



J = Device code

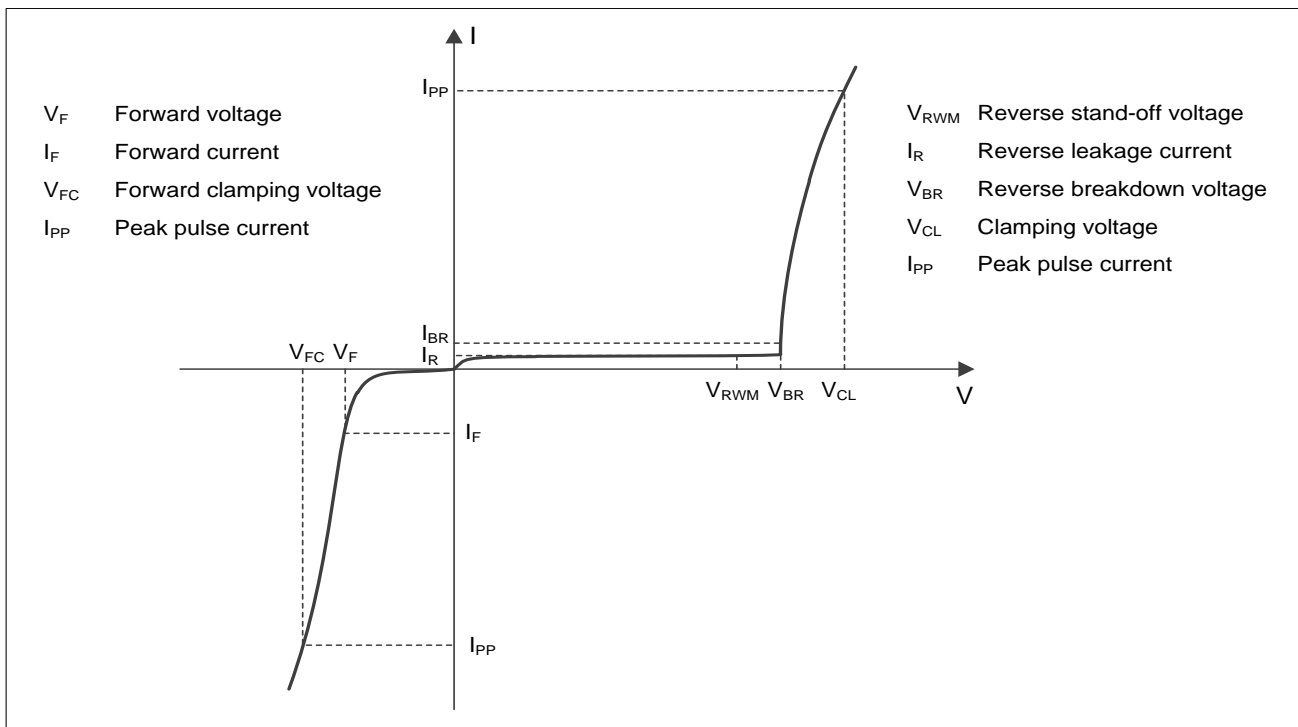
* = Month code

Marking & Pin configuration (Top View)
Order information

Device	Package	Shipping
ESD5Z7V-2/TR	SOD-523	3000/Tape&Reel

Absolute maximum ratings

Parameter	Symbol	Rating	Unit
Peak pulse power ($t_p = 8/20\mu s$)	P_{PK}	171	W
Peak pulse current ($t_p = 8/20\mu s$)	I_{PP}	9.5	A
ESD according to IEC61000-4-2 air discharge	V_{ESD}	± 30	kV
ESD according to IEC61000-4-2 contact discharge		± 30	
Operation junction temperature	T_J	125	$^{\circ}C$
Lead temperature	T_L	260	$^{\circ}C$
Storage temperature	T_{STG}	-55~150	$^{\circ}C$

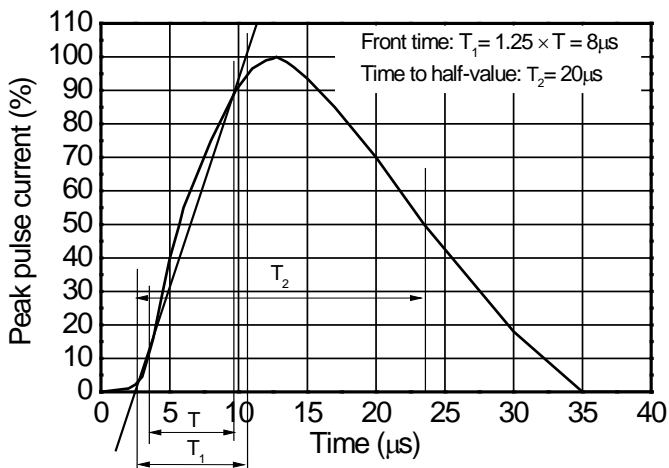
Electrical characteristics ($T_A = 25^{\circ}C$, unless otherwise noted)

Definitions of electrical characteristics

Electrical characteristics ($T_A = 25^\circ\text{C}$, unless otherwise noted)

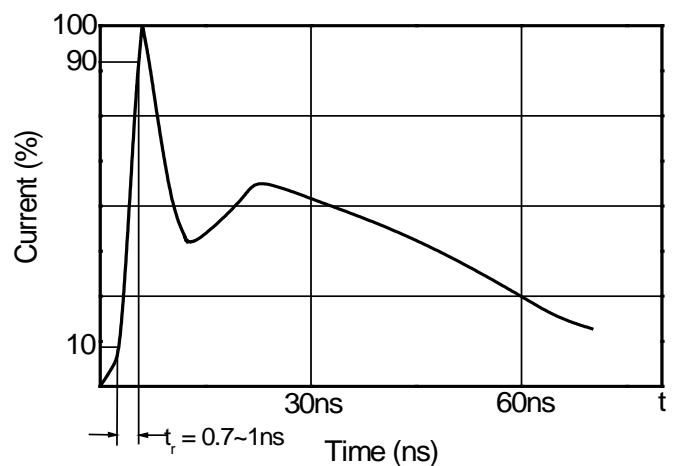
Parameter	Symbol	Condition	Min.	Typ.	Max.	Unit
Reverse stand-off voltage	V_{RWM}				7	V
Reverse leakage current	I_R	$V_{RWM} = 7V$			1	μA
Reverse breakdown voltage	V_{BR}	$I_{BR} = 1\text{mA}$	7.5		10	V
Forward voltage	V_F	$I_F = 20\text{mA}$	0.55		1.25	V
Clamping voltage ¹⁾	V_{CL}	$I_{PP} = 1\text{A}, t_p = 8/20\mu\text{s}$			12	V
		$I_{PP} = 9.5\text{A}, t_p = 8/20\mu\text{s}$			18	V
Junction capacitance	C_J	$V_R = 0V, f = 1\text{MHz}$		47	65	pF

Notes:

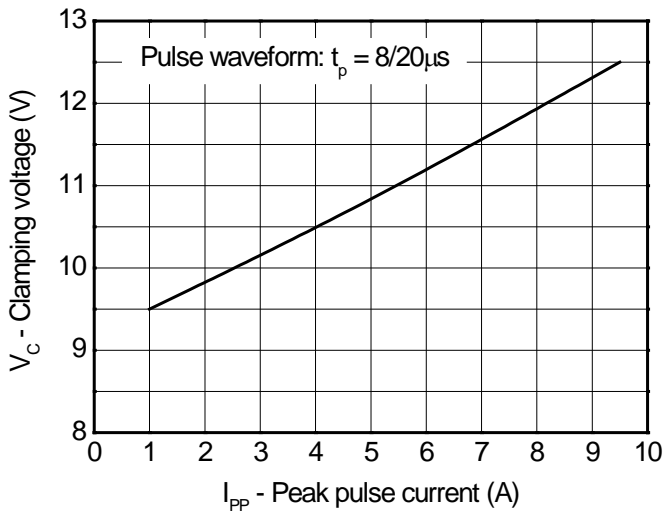
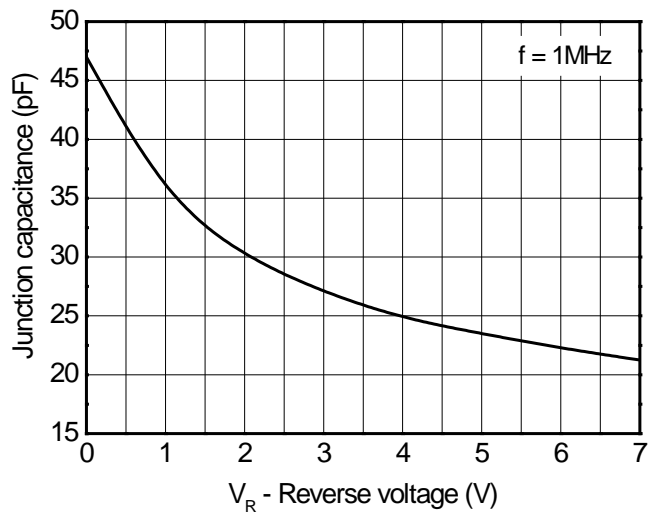
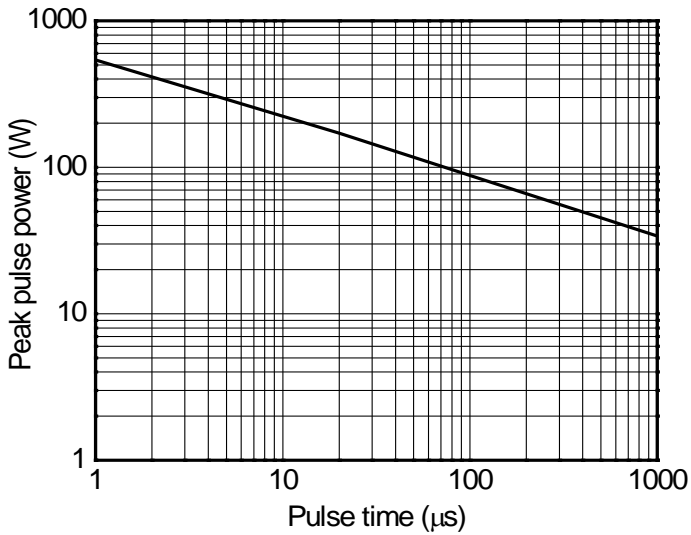
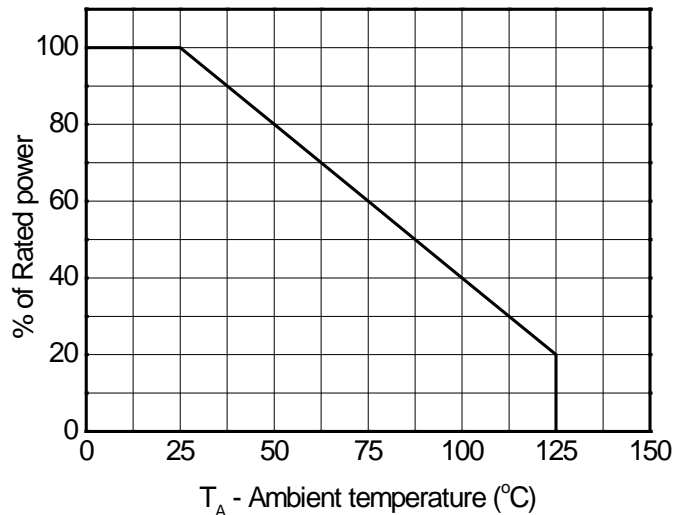
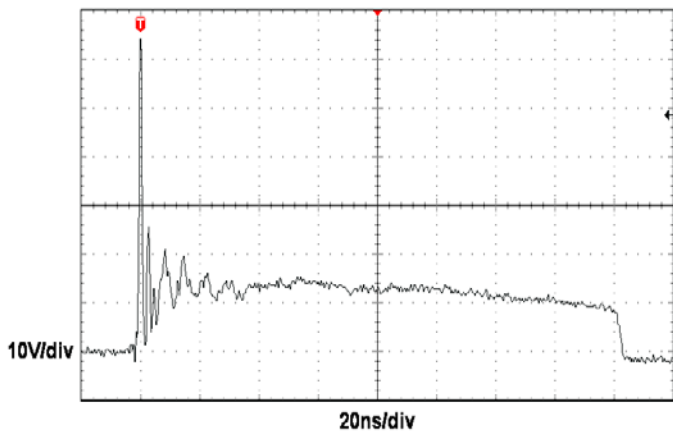
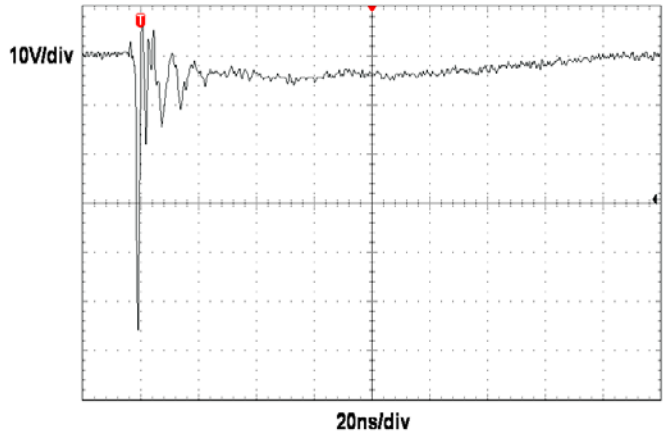
1) Non-repetitive current pulse, according to IEC61000-4-5.

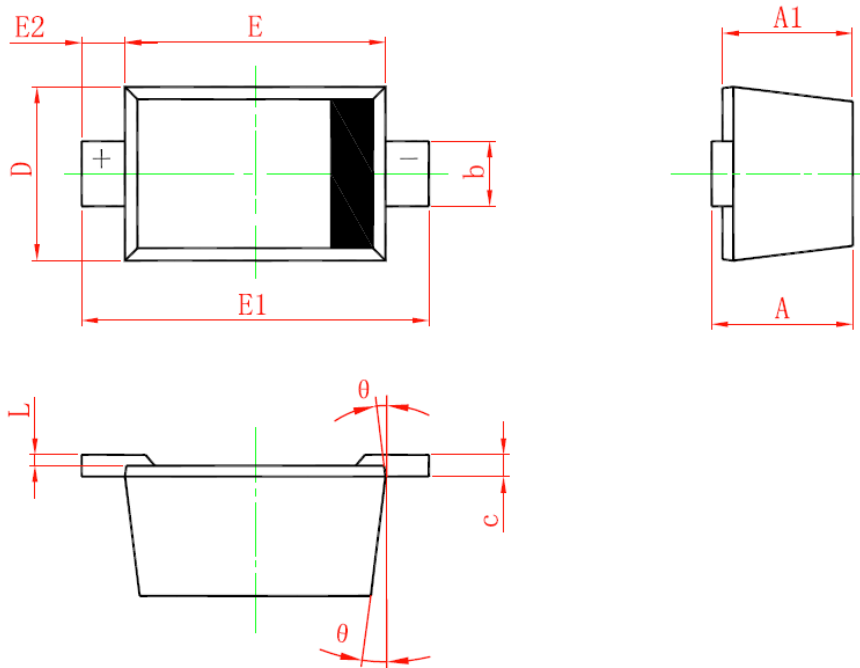
Typical characteristics ($T_A = 25^\circ\text{C}$, unless otherwise noted)


8/20 μs waveform per IEC61000-4-5

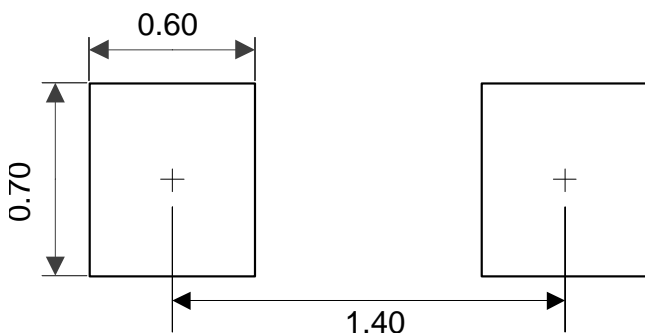


Contact discharge current waveform per IEC61000-4-2

Typical characteristics ($T_A = 25^\circ\text{C}$, unless otherwise noted)

Clamping voltage vs. Peak pulse current

Capacitance vs. Reverse voltage

Non-repetitive peak pulse power vs. Pulse time

Power derating vs. Ambient temperature

**ESD clamping
(+8kV contact discharge per IEC61000-4-2)**

**ESD clamping
(-8kV contact discharge per IEC61000-4-2)**

Package outline dimensions
SOD-523


Symbol	Dimensions In Millimeters		
	Min.	Typ.	Max.
A	0.510	--	0.770
A1	0.500	--	0.700
b	0.250	0.300	0.350
c	0.080	--	0.150
D	0.750	0.800	0.850
E	1.100	1.200	1.300
E1	1.500	1.600	1.700
E2	0.200 REF.		
L	0.010	--	0.070
theta	7° REF.		

Recommend Land Pattern (Unit: mm)

Notes:

This recommended land pattern is for reference purposes only. Please consult your manufacturing group to ensure your PCB design guidelines are met.

X-ON Electronics

Largest Supplier of Electrical and Electronic Components

Click to view similar products for [ESD Suppressors / TVS Diodes](#) category:

Click to view products by [Will Semiconductor](#) manufacturer:

Other Similar products are found below :

[60KS200C](#) [D18V0L1B2LP-7B](#) [D5V0F4U5P5-7](#) [DESD5V0U1BB-7](#) [NTE4902](#) [P4KE27CA](#) [P6KE11CA](#) [P6KE39CA-TP](#) [P6KE8.2A](#)
[SA110CA](#) [SA60CA](#) [SA64CA](#) [SMBJ12CATR](#) [SMBJ33CATR](#) [SMBJ8.0A](#) [ESD101-B1-02ELS E6327](#) [ESD105-B1-02EL E6327](#) [ESD112-B1-02EL E6327](#) [ESD119B1W01005E6327XTSA1](#) [ESD5V0L1B02VH6327XTSA1](#) [ESD7451N2T5G](#) [19180-510](#) [CPDT-5V0USP-HF](#)
[3.0SMCJ33CA-F](#) [3.0SMCJ36A-F](#) [HSPC16701B02TP](#) [D3V3Q1B2DLP3-7](#) [D55V0M1B2WS-7](#) [DESD5V0U1BL-7B](#) [DRTR5V0U4SL-7](#)
[SCM1293A-04SO](#) [ESD200-B1-CSP0201 E6327](#) [SM12-7](#) [SMF8.0A-TP](#) [SMLJ45CA-TP](#) [CEN955 W/DATA](#) [82350120560](#) [VESD12A1A-](#)
[HD1-GS08](#) [CPDUR5V0R-HF](#) [CPDQC5V0U-HF](#) [CPDQC5V0USP-HF](#) [CPDQC5V0-HF](#) [D1213A-01LP4-7B](#) [D1213A-02WL-7](#)
[MMAD1108/TR13](#) [5KP100A](#) [5KP15A](#) [5KP18A](#) [5KP48A](#) [5KP90A](#)