

SPD8811B
<http://www.sh-willsemi.com>
1-Line, Bi-directional, Thyristor Surge Suppressors
Descriptions

The SPD8811B is a bi-directional TSS (Thyristor Surge Suppressors) which can provide ESD protection for IC. It is specifically designed to protect telecom equipments from damaging overvoltage transients.

The SPD8811B is used to enable equipments to meet various regulatory requirements including, ITU-T K.20, K.21 and IEC 61000-4-5


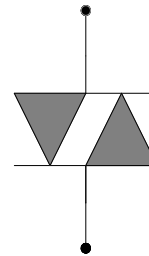
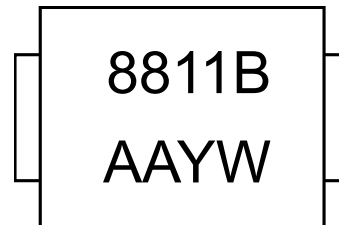
The SPD8811B is available in SMB package. Standard products are Pb-free and Halogen-free.

Features

- Peak off-state voltage: $\pm 58V$ Max
- Excellent capability of absorbing transient surge
- Quick response to surge voltage
- Eliminate voltage overshoot caused by fast-rising transients
- Low leakage current:
- Solid-state silicon technology, non degenerative

Applications

- Audio/Video line
- Network and telecom
- Data lines and security systems
- Serial ports
- BNC interface
- DVR


SMB (DO-214AA)

Schematic Diagram


AA = Device code
 Y = Year code
 W = Week code

Marking (Top View)
Order information

Device	Package	Shipping
SPD8811B-2/TR	SMB	3000/Tape&Reel

Absolute maximum ratings

Parameter	Symbol	Rating	Unit
Junction temperature	T_J	-40~150	°C
Operating temperature	T_{OP}	-40~125	°C
Storage temperature	T_{STG}	-55~150	°C
Lead temperature	T_L	260	°C
Junction to ambient thermal resistance	$R_{\theta JA}$	90	°C/W

Electrical characteristics ($T_A=25^\circ\text{C}$, unless otherwise noted)

Part Number	V_{DRM}	I_{DRM}	V_S	$V_{BR}^{1)}$	I_S	I_H	V_T	I_T	$C_O^{2)}$
	V	μA	V	V	mA	mA	V	A	pF
		Max.	Max.	Min.		Max.	Max.		Typ.
SPD8811B	58	1	77	60	800	150	4	2.2	50

Notes:

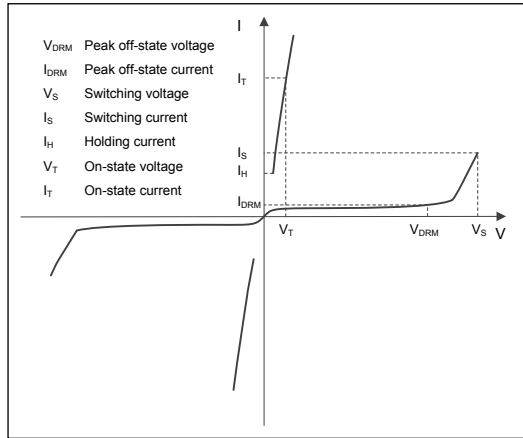
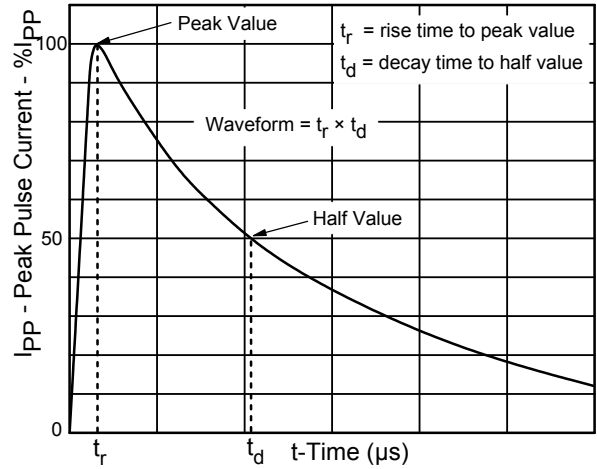
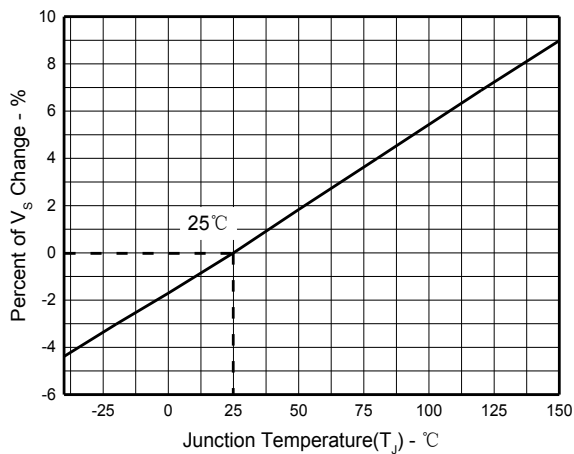
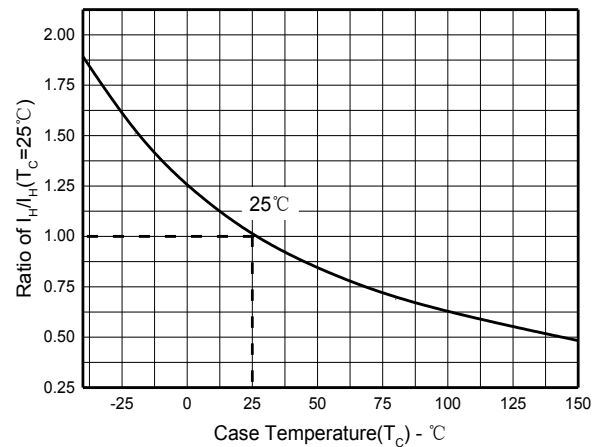
- 1) V_{BR} is measured at $I_{BR}=1\text{mA}$.
- 2) Off-state capacitance is measured at $f = 1\text{MHz}$, $V_{DC} = 2\text{V}$.

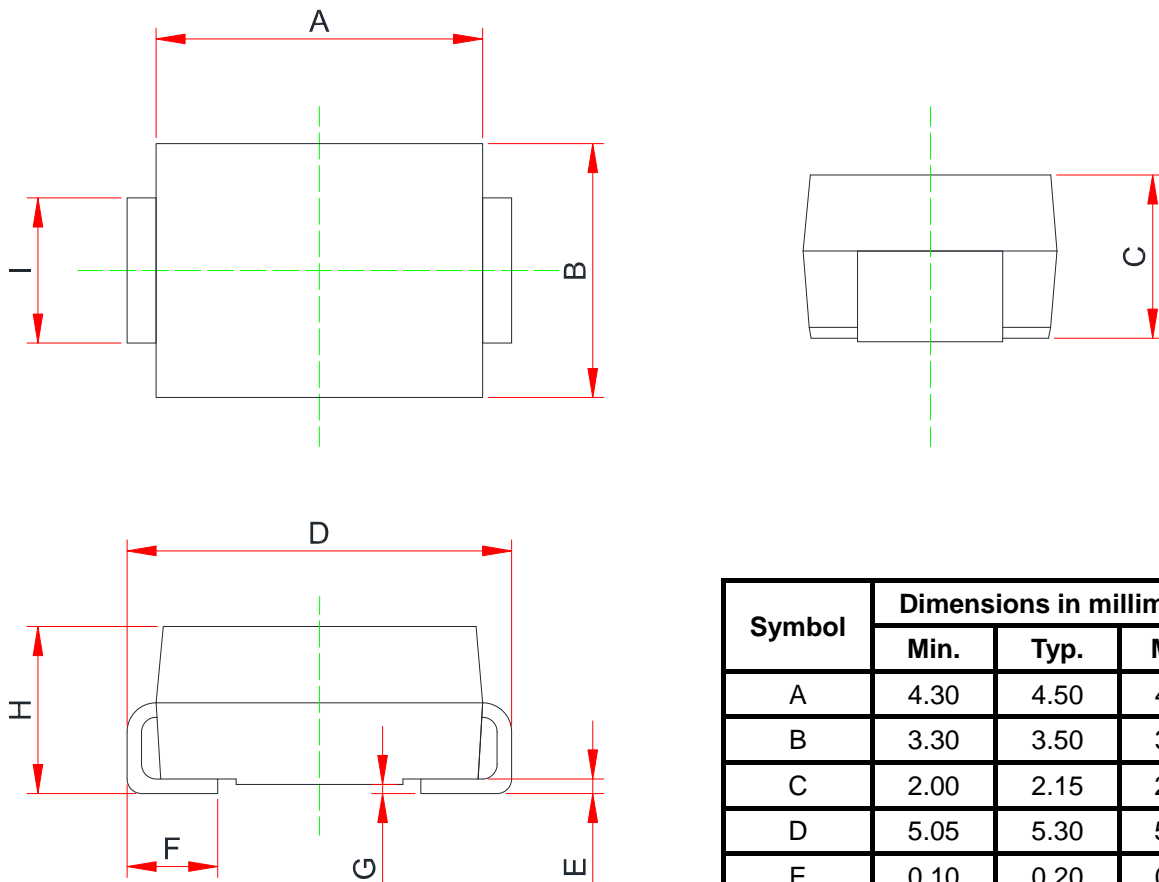
Surge Ratings

Part Number	$8/20\mu\text{s}^{1)}$	$5/320\mu\text{s}^{1)}$	$2/10\mu\text{s}^{1)}$
	$1.2/50\mu\text{s}^{2)}$	$10/700\mu\text{s}^{2)}$	$2/10\mu\text{s}^{2)}$
SPD8811B	400 A	6000 V	500 A

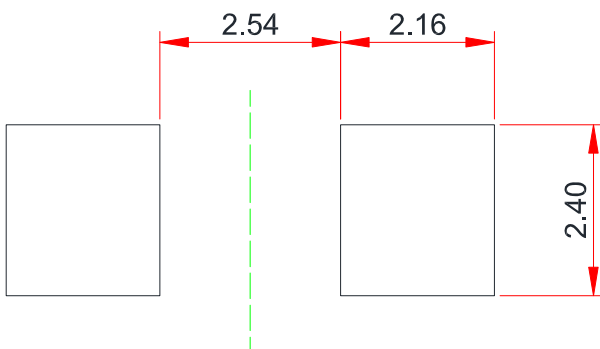
Notes:

- 1) Current waveform.
- 2) Voltage waveform.

Typical characteristics ($T_A=25^\circ\text{C}$, unless otherwise noted)

Definitions of electrical characteristics

Peak pulse current waveform

Normalized V_S Change vs. Junction Temperature

Normalized Holding Current vs. Case Temperature

Package outline dimensions
SMB


Symbol	Dimensions in millimeter		
	Min.	Typ.	Max.
A	4.30	4.50	4.70
B	3.30	3.50	3.70
C	2.00	2.15	2.30
D	5.05	5.30	5.55
E	0.10	0.20	0.30
F	0.95	1.25	1.55
G	0.20 Max.		
H	2.10	2.30	2.50
I	1.85	2.00	2.15

Recommend land pattern (Unit: mm)

Notes:

This recommended land pattern is for reference purposes only. Please consult your manufacturing group to ensure your PCB design guidelines are met.

X-ON Electronics

Largest Supplier of Electrical and Electronic Components

Click to view similar products for Thyristor Surge Protection Devices - TSPD category:

Click to view products by Will Semiconductor manufacturer:

Other Similar products are found below :

[MMT08B310T3](#) [BEP4200TB](#) [BS4200N-C-2](#) [P0080F](#) [P0080SB](#) [P0640SC](#) [P3100SB](#) [P0640SB](#) [B0300TB](#) [P0080FB-MC](#) [P0080SA](#)
[LM61089B](#) [P3500SC](#) [P3100SB](#) [P2300SC](#) [P0080SC](#) [P0080TAL](#) [P0080LBL](#) [P0220TAL](#) [P0640SB](#) [ES0640SC](#) [P3100SCX](#) [P0080TB](#)
[P3500SA](#) [P0800TA](#) [P0080SC](#) [SKKH 106/18E](#) [SKKH 162/14E](#) [SKKH 42/12E](#) [SKKH 57/16E](#) [SKKH 72/08E](#) [NP3100SBT3G](#)
[SK20NHMH10](#) [P3800FNLTP](#) [TB2300L-13-F](#) [P2300MEL](#) [TISP4030L1BJR-S](#) [P4800MEL](#) [TISP4P035L1NR-S](#) [TISP4011H1BJR-S](#)
[P2600SDLRP](#) [SKKH 280/20E H4](#) [SKKH 72/16E](#) [SKKH 72/20E H4](#) [SKKH92/16E](#) [SKKH 132/16E](#) [SKKH 106/16E](#) [BS4200N-2C](#)
[BEP3100TA](#) [TISP4015H1BJR-S](#)