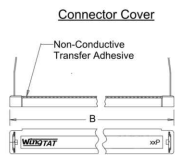
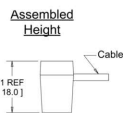


Inch	[mm]
Tolerance Unless Noted	
0	.00 .000
inch	±.1 ±.01 ±.005

[] Dimensions for Reference Only



Contact Quantity	Dimensions				
	A	B	C	D	E
10	0.96[24.4]	0.85[21.6]	0.612[15.54]	1.40[35.6]	1.90[48.3]
14	1.16[29.5]	1.05[26.7]	0.812[20.62]	1.60[40.6]	2.10[53.3]
16	1.26[32.0]	1.15[29.2]	0.912[23.16]	1.70[43.2]	2.20[55.9]
20	1.46[37.1]	1.35[34.3]	1.112[28.24]	1.90[48.3]	2.40[61.0]
26	1.76[44.7]	1.65[41.9]	1.412[35.86]	2.20[55.9]	2.70[68.6]
34	2.16[54.9]	2.05[52.1]	1.812[46.02]	2.60[66.0]	3.10[78.7]
40	2.46[62.5]	2.35[59.7]	2.112[53.64]	2.90[73.7]	3.40[86.4]
50	2.96[75.2]	2.85[72.4]	2.612[66.34]	3.40[86.4]	3.90[99.1]
60	3.46[87.9]	3.35[85.1]	3.112[79.04]	3.90[99.1]	4.40[111.8]
64	3.66[93.0]	3.55[90.2]	3.312[84.12]	4.10[104.1]	4.60[116.8]

SPECIFICATION

Current Rating:3A

Dielectric Withstanding Voltage:1000V AC/Minute

Contact Resistance:20 Milliohms Max

Insulation Resistance:5000 Megaohms Min. At 500V DC

Operation Temperature:-55°C~+125°C

Insertion Force:0.4Kgf Max. Per Pair

Withdrawal Force:0.25Kgf Max. Per Pair

Insulator:PBT+G. F. (UL94V-0)

Contact:Brass or Phosphor Bronze

Gold Plated On Contact Area

Tin Plated On Solder Tails, Over Nickel

RoHS Compliant

Order Information

E C xx P 03 BK - 0000

E=2.54mm FEMALE EDGE SLOT

C=IDC TYPE

NO. OF PINS:10~64

P=Phosphor Bronze + PBT

BK=Black

GY=Gery

BU=Blue

GF=1u" Glod Flash

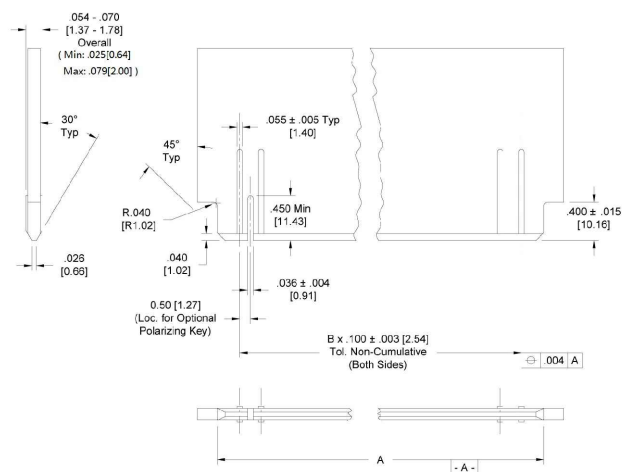
03=3u" Glod

05=5u" Glod

10=10 u" Glod

15=15 u" Glod

A3=3u" All Glod



Recommended PCB Layout

Contact Quantity	Dimension	
	A ± .005	B (multiple ref.)
10	0.595[15.11]	4
14	0.795[20.19]	6
16	0.895[22.73]	7
20	1.095[27.81]	9
26	1.395[35.43]	12
34	1.795[45.59]	16
40	2.095[53.21]	19
50	2.595[65.91]	24
60	3.095[78.61]	29
64	3.295[83.69]	31

深圳市格林柏电子技术开发有限公司

X. ± 0.30	APPD:	PART NO:
.X ± 0.20		ECxxP03BK-0000
.XX ± 0.10	CHKD: HZF	
.XXX ± 0.05		
X° ± 1°	DR:	
.X° ± 0.5°		
	UNITS: mm	SCALE: 1:1
	DWG NO:	SHEET:10F1
		REV: A

A	ECN NO	DESCRIPTION	DATE
REV			

X-ON Electronics

Largest Supplier of Electrical and Electronic Components

Click to view similar products for [Standard Card Edge Connectors](#) category:

Click to view products by [WingTAT](#) manufacturer:

Other Similar products are found below :

[CR7E-30DB-3.96E\(72\)](#) [6565204-6](#) [1437274-4](#) [1-582587-1](#) [284-0102-12100](#) [286-0052-12101A](#) [306022901000000](#) [A6D22DS29C2](#) [1926088-2](#) [245-062-520-350](#) [287-0032-12101](#) [306-028-525-102](#) [307-072-526-202](#) [330-030-500-278](#) [345-060-559-303](#) [534671-1](#) [341-240-317](#) [345-044-500-300](#) [346-240-318](#) [C7D10DS29C1M133](#) [395-100-524-300](#) [09-07-2032](#) [10035388-802LF](#) [10115859-011LF](#) [10122859-009LF](#) [101269333204245CLF](#) [530555-1](#) [66925-516LF](#) [5145409-2](#) [73726-0005](#) [66308-1](#) [EBC05DRXN](#) [KSLX-62-BR](#) [CE100F26-7-C](#) [CE100F28-3-D](#) [CE100F28-4-D](#) [CE156F22-9-C](#) [CT100F24-3-D](#) [CT100F24-6-C](#) [MLSS100-12-C](#) [SCC100F-11-C](#) [SCC100F-20-C](#) [SCC100F-24-C](#) [SCC100F-25-C](#) [3-530656](#) [2512250177](#) [285-0112-12300](#) [346-068-556-300](#) [284-0492-11000](#) [287-0032-12301](#)