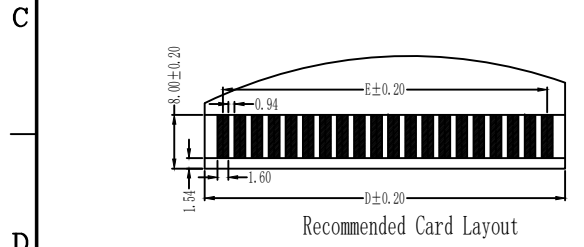
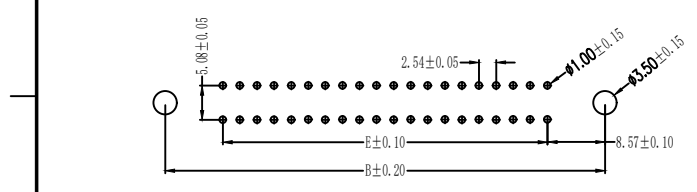
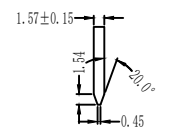


Seciton A-A



Recommended Card Layout



Recommended P.C.B. Layout

SPECIFICATION

Current Rating:3A
 Dielectric Withstanding Voltage:1000V AC/Minute
 Contact Resistance:20 Milliohms Max
 Insulation Resistance:5000 Megaohms Min. At 500V DC
 Operation Temperature: Δ
 Insertion Force:0.4Kgf Max. Per Pair
 Withdrawal Force:0.25Kgf Max. Per Pair

Insulator: Δ
 Contact:Gold Plated On Contact Area
 Tin Plated On Solder Tails, Over Nickel
 Or All Gold Plated On Contact

RoHS Compliant

Pin	A	B	C	D	E	Pin	A	B	C	D	E
4	25.96	19.68	11.37	7.92	2.54	64	102.16	95.88	87.57	84.12	78.74
6	28.5	22.22	13.91	10.46	5.08	66	104.7	98.42	90.11	86.66	81.28
8	31.04	24.76	16.45	13	7.62	68	107.24	100.96	92.65	89.2	83.82
10	33.58	27.3	18.99	15.54	10.16	70	109.78	103.5	95.19	91.74	86.36
12	36.12	29.84	21.53	18.08	12.7	72	112.32	106.04	97.73	94.28	88.9
14	38.66	32.38	24.07	20.62	15.24	74	114.86	108.58	100.27	96.82	91.44
16	41.2	34.92	26.61	23.16	17.78	76	117.4	111.12	102.81	99.36	93.98
18	43.74	37.46	29.15	25.7	20.32	78	119.94	113.66	105.35	101.9	96.52
20	46.28	40	31.69	28.24	22.86	80	122.48	116.2	107.89	104.44	99.06
22	48.82	42.54	34.23	30.78	25.4	82	125.02	118.74	110.43	106.98	101.6
24	51.36	45.08	36.77	33.32	27.94	84	127.56	121.28	112.97	109.52	104.14
26	53.9	47.62	39.31	35.86	30.48	86	130.1	123.82	115.51	112.06	106.68
28	56.44	50.16	41.85	38.4	33.02	88	132.64	126.36	118.05	114.6	109.22
30	58.98	52.7	44.39	40.94	35.56	90	135.18	128.9	120.59	117.14	111.76
32	61.52	55.24	46.93	43.48	38.1	92	137.72	131.44	123.13	119.68	114.3
34	64.06	57.78	49.47	46.02	40.64	94	140.26	133.98	125.67	122.22	116.84
36	66.6	60.32	52.01	48.56	43.18	96	142.8	136.52	128.21	124.76	119.38
38	69.14	62.86	54.55	51.1	45.72	98	145.34	139.06	130.75	127.3	121.92
40	71.68	65.4	57.09	53.64	48.26	100	147.88	141.6	133.29	129.84	124.46
42	74.22	67.94	59.63	56.18	50.8	102	150.42	144.14	135.83	132.38	127
44	76.76	70.48	62.17	58.72	53.34	104	152.96	146.68	138.37	134.92	129.54
46	79.3	73.02	64.71	61.26	55.88	106	155.5	149.22	140.91	137.46	132.08
48	81.84	75.56	67.25	63.8	58.42	108	158.04	151.76	143.45	140	134.62
50	84.38	78.1	69.79	66.34	60.96	110	160.58	154.3	145.99	142.54	137.16
52	86.92	80.64	72.33	68.88	63.5	112	163.12	156.84	148.53	145.08	139.7
54	89.46	83.18	74.87	71.42	66.04	114	165.66	159.38	151.07	147.62	142.24
56	92	85.72	77.41	73.96	68.58	116	168.2	161.92	153.61	150.16	144.78
58	94.54	88.26	79.95	76.5	71.12	118	170.74	164.46	156.15	152.7	147.32
60	97.08	90.8	82.49	79.04	73.66	120	173.28	167	158.69	155.24	149.86
62	99.62	93.34	85.03	81.58	76.2	122	175.82	169.54	161.23	157.78	152.4

Order Information

E D xxx ME x xx BK - Sxxx
 E=2.54mm FEMALE EDGE SLOT
 D=DIP STRAIGHT 180°
 NO. OF PINS:04-128
 ME=With Middle Mounting Ears
 Operating Δ Temperature
 B=Brass + PBT -55°C~+125°C
 P=Phosphor Bronze + PBT -55°C~+125°C
 R=Phosphor Bronze + PPS -55°C~+200°C
 H=Beryllium Copper + PBT -55°C~+125°C
 A=Beryllium Copper + PPS -55°C~+200°C
 W=Beryllium Copper + PEEK -55°C~+250°C
 BK=Black
 GN=Green
 BU=Blue
 GF=1u" Glod Flash
 03=3u" Glod
 05=5u" Glod
 10=10 u" Glod
 15=15 u" Glod
 A3=3u" All Glod
 Blank=3.8mm Standard
 S138=13.8mm
 Sxxx=xx.xmm
 (16.8mm is the longest)

WingTAT[®]
 深圳市格林柏电子技术开发有限公司

X ± 0.30	APPD:	PART NO: ED xxx ME x xx xx
.X ± 0.20	CHKD:	
.XX ± 0.10	DR:	
.XXX ± 0.05	UNITS:	DWG NO:
X" ± 1"	SCALE:	SHEET NO:
.X" ± 0.5"	mm	1:1
REV	ECN NO	DESCRIPTION
DATE		

REV	ECN NO	DESCRIPTION	DATE

X-ON Electronics

Largest Supplier of Electrical and Electronic Components

Click to view similar products for [Standard Card Edge Connectors](#) category:

Click to view products by [WingTAT](#) manufacturer:

Other Similar products are found below :

[CR7E-30DB-3.96E\(72\)](#) [6565204-6](#) [1437274-4](#) [1-582587-1](#) [284-0102-12100](#) [286-0052-12101A](#) [306022901000000](#) [A6D22DS29C2](#) [1926088-2](#) [245-062-520-350](#) [287-0032-12101](#) [306-028-525-102](#) [307-072-526-202](#) [330-030-500-278](#) [345-060-559-303](#) [534671-1](#) [341-240-317](#) [345-044-500-300](#) [346-240-318](#) [C7D10DS29C1M133](#) [395-100-524-300](#) [09-07-2032](#) [10035388-802LF](#) [10115859-011LF](#) [10122859-009LF](#) [101269333204245CLF](#) [530555-1](#) [66925-516LF](#) [5145409-2](#) [73726-0005](#) [66308-1](#) [EBC05DRXN](#) [KSLX-62-BR](#) [CE100F26-7-C](#) [CE100F28-3-D](#) [CE100F28-4-D](#) [CE156F22-9-C](#) [CT100F24-3-D](#) [CT100F24-6-C](#) [MLSS100-12-C](#) [SCC100F-11-C](#) [SCC100F-20-C](#) [SCC100F-24-C](#) [SCC100F-25-C](#) [3-530656](#) [2512250177](#) [285-0112-12300](#) [346-068-556-300](#) [284-0492-11000](#) [287-0032-12301](#)