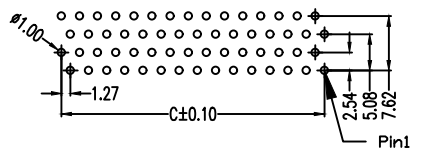
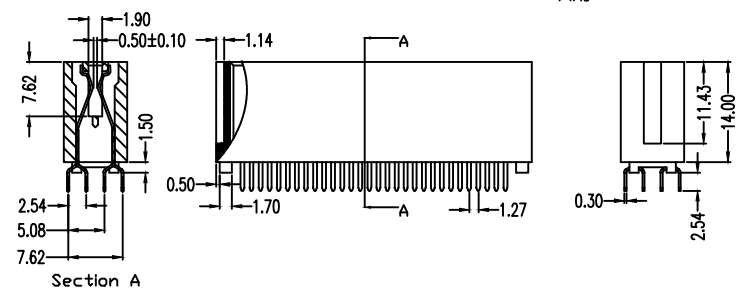
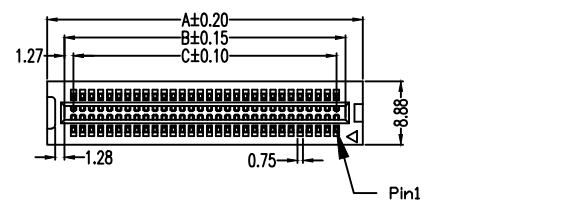
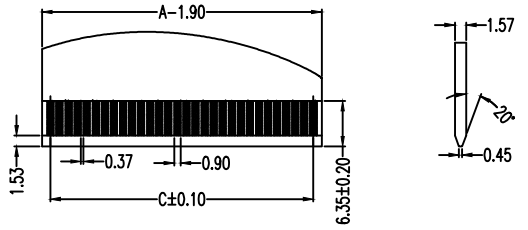


A  
B  
C  
D  
E  
F



Recommended PCB Layout(Top View)



Daughter Card Layout

Order Information

HE D xxx LP 03 BK

HE=L.27mm FEMALE EDGE SLOT  
 D=DIP STRAIGHT 180°  
 NO. OF PINS:04-200  
 Operating Temperature  
 LP=LCP + Phosphor Bronze  
 GF=1u" Glod Flash  
 03=3u" Glod  
 05=5u" Glod  
 10=10 u" Glod  
 15=15 u" Glod  
 A3=3u" All Glod  
 BK=Black  
 NC=Natural Color

SPECIFICATION

Current Rating:1 Amp  
 Voltage Rating:250V AC RMS  
 Dielectric Withstanding Voltage:500V AC RMS 60Hz For 1 Minute  
 Insulation Resistance:1000 Megaohms Min. At 500V DC  
 Contact Resistance:30 Milliohms Max.  
 Retention Force:460 Grams Min. Per Contact  
 Insertion Force:250 Grams Max. Per Contact Pair  
 Withdrawal Force:15 Grams Min. Per Contact Pair  
 Temperature Range:-55°C~105°C  
 Insulator:LCP+G.F.  
 Contact:Phosphor Bronze  
 Gold Plated On Contact Area  
 Tin Plated On Solder Tails,Over Nickel  
 Or All Gold Plated On Contact

RoHS Compliant

Pin	A	B	C	Pin	A	B	C
4	8.64	3.81	1.27	62	45.47	40.64	38.10
6	9.91	5.08	2.54	64	46.74	41.91	39.37
8	11.18	6.35	3.81	66	48.01	43.18	40.64
10	12.45	7.62	5.08	68	49.28	44.45	41.91
12	13.72	8.89	6.35	70	50.55	45.72	43.18
14	14.99	10.16	7.62	72	51.82	46.99	44.45
16	16.26	11.43	8.89	74	53.09	48.26	45.72
18	17.53	12.70	10.16	76	54.36	49.53	46.99
20	18.80	13.97	11.43	78	55.63	50.80	48.26
22	20.07	15.24	12.70	80	56.90	52.07	49.53
24	21.34	16.51	13.97	82	58.17	53.34	50.80
26	22.61	17.78	15.24	84	59.44	54.61	52.07
28	23.88	19.05	16.51	86	60.71	55.88	53.34
30	25.15	20.32	17.78	88	61.98	57.15	54.61
32	26.42	21.59	19.05	90	63.25	58.42	55.88
34	27.69	22.86	20.32	92	64.52	59.69	57.15
36	28.96	24.13	21.59	94	65.79	60.96	58.42
38	30.23	25.40	22.86	96	67.06	62.23	59.69
40	31.50	26.67	24.13	98	68.33	63.50	60.96
42	32.77	27.94	25.40	100	69.60	64.77	62.23
44	34.04	29.21	26.67	120	82.30	77.47	74.93
46	35.31	30.48	27.94	130	88.65	83.82	81.28
48	36.58	31.75	29.21	140	95.00	90.17	87.63
50	37.85	33.02	30.48	150	101.35	96.52	93.98
52	39.12	34.29	31.75	160	107.70	102.87	100.33
54	40.39	35.56	33.02	170	114.05	109.22	106.68
56	41.66	36.83	34.29	180	120.40	115.57	113.03
58	42.93	38.10	35.56	190	126.75	121.92	119.38
60	44.20	39.37	36.83	200	133.10	128.27	125.73

**WingTAT**<sup>®</sup>  
 深圳市格林柏电子技术开发有限公司

<b>X ± 0.30</b>	<b>APPD:</b>	<b>PART NO:</b>  HE D xxx LP 03 BK	<b>SHEET 1 OF 1</b> REV: A
<b>.X ± 0.20</b>	<b>CHKD:</b>		
<b>.XX ± 0.10</b>	<b>DR:</b>		
<b>.XXX ± 0.05</b>	<b>UNITS:</b>		
<b>X' ± 1"</b>	<b>SCALE:</b>	<b>DWG NO:</b>	
<b>X" ± 0.5"</b>	<b>mm</b>	<b>1:1</b>	

REV	ECN NO	DESCRIPTION	DATE

## X-ON Electronics

Largest Supplier of Electrical and Electronic Components

*Click to view similar products for [Standard Card Edge Connectors](#) category:*

*Click to view products by [WingTAT](#) manufacturer:*

Other Similar products are found below :

[CR7E-30DB-3.96E\(72\)](#) [6565204-6](#) [1437274-4](#) [1-582587-1](#) [284-0102-12100](#) [286-0052-12101A](#) [306022901000000](#) [A6D22DS29C2](#) [1926088-2](#) [245-062-520-350](#) [287-0032-12101](#) [306-028-525-102](#) [307-072-526-202](#) [330-030-500-278](#) [345-060-559-303](#) [534671-1](#) [341-240-317](#) [345-044-500-300](#) [346-240-318](#) [C7D10DS29C1M133](#) [395-100-524-300](#) [09-07-2032](#) [10035388-802LF](#) [10115859-011LF](#) [10122859-009LF](#) [101269333204245CLF](#) [530555-1](#) [66925-516LF](#) [5145409-2](#) [73726-0005](#) [66308-1](#) [EBC05DRXN](#) [KSLX-62-BR](#) [CE100F26-7-C](#) [CE100F28-3-D](#) [CE100F28-4-D](#) [CE156F22-9-C](#) [CT100F24-3-D](#) [CT100F24-6-C](#) [MLSS100-12-C](#) [SCC100F-11-C](#) [SCC100F-20-C](#) [SCC100F-24-C](#) [SCC100F-25-C](#) [3-530656](#) [2512250177](#) [285-0112-12300](#) [346-068-556-300](#) [284-0492-11000](#) [287-0032-12301](#)