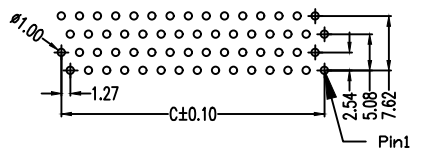
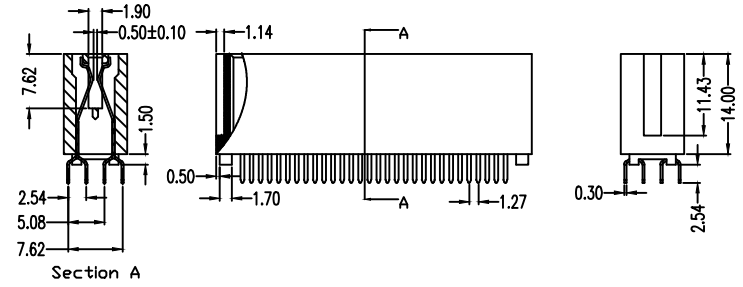
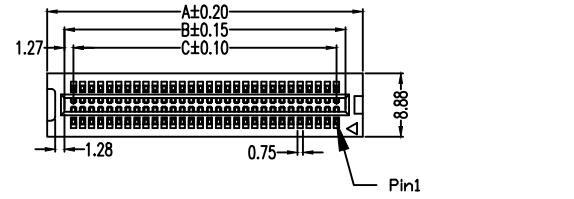
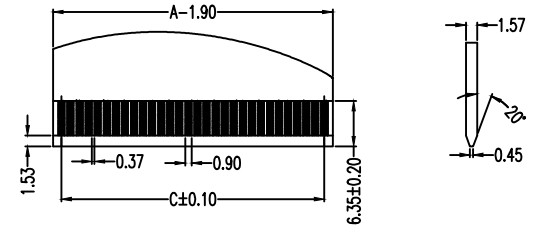


SPECIFICATION
 Current Rating:1 Amp
 Voltage Rating:250V AC RMS
 Dielectric Withstanding Voltage:500V AC RMS 60Hz For 1 Minute
 Insulation Resistance:1000 Megaohms Min. At 500V DC
 Contact Resistance:30 Milliohms Max.
 Retention Force:460 Grams Min. Per Contact
 Insertion Force:250 Grams Max. Per Contact Pair
 Withdrawal Force:15 Grams Min. Per Contact Pair
 Temperature Range:-55°C~105°C
 Insulator:LCP+G.F.
 Contact:Phosphor Bronze
 Gold Plated On Contact Area
 Tin Plated On Solder Tails,Over Nickel
 Or All Gold Plated On Contact



Recommended PCB Layout(Top View)



Daughter Card Layout

RoHS Compliant

Pin	A	B	C	Pin	A	B	C
4	8.64	3.81	1.27	62	45.47	40.64	38.10
6	9.91	5.08	2.54	64	46.74	41.91	39.37
8	11.18	6.35	3.81	66	48.01	43.18	40.64
10	12.45	7.62	5.08	68	49.28	44.45	41.91
12	13.72	8.89	6.35	70	50.55	45.72	43.18
14	14.99	10.16	7.62	72	51.82	46.99	44.45
16	16.26	11.43	8.89	74	53.09	48.26	45.72
18	17.53	12.70	10.16	76	54.36	49.53	46.99
20	18.80	13.97	11.43	78	55.63	50.80	48.26
22	20.07	15.24	12.70	80	56.90	52.07	49.53
24	21.34	16.51	13.97	82	58.17	53.34	50.80
26	22.61	17.78	15.24	84	59.44	54.61	52.07
28	23.88	19.05	16.51	86	60.71	55.88	53.34
30	25.15	20.32	17.78	88	61.98	57.15	54.61
32	26.42	21.59	19.05	90	63.25	58.42	55.88
34	27.69	22.86	20.32	92	64.52	59.69	57.15
36	28.96	24.13	21.59	94	65.79	60.96	58.42
38	30.23	25.40	22.86	96	67.06	62.23	59.69
40	31.50	26.67	24.13	98	68.33	63.50	60.96
42	32.77	27.94	25.40	100	69.60	64.77	62.23
44	34.04	29.21	26.67	120	82.30	77.47	74.93
46	35.31	30.48	27.94	130	88.65	83.82	81.28
48	36.58	31.75	29.21	140	95.00	90.17	87.63
50	37.85	33.02	30.48	150	101.35	96.52	93.98
52	39.12	34.29	31.75	160	107.70	102.87	100.33
54	40.39	35.56	33.02	170	114.05	109.22	106.68
56	41.66	36.83	34.29	180	120.40	115.57	113.03
58	42.93	38.10	35.56	190	126.75	121.92	119.38
60	44.20	39.37	36.83	200	133.10	128.27	125.73

Order Information

HE D xxx LP 03 BK

HE=L.27mm FEMALE EDGE SLOT
 D=DIP STRAIGHT 180°
 NO. OF PINS:04-200
 Operating Temperature
 LP=LCP + Phosphor Bronze
 GF=1u" Glod Flash
 03=3u" Glod
 05=5u" Glod
 10=10 u" Glod
 15=15 u" Glod
 A3=3u" All Glod
 BK=Black
 NC=Natural Color

WINGTAT[®]
 深圳市格林柏电子技术开发有限公司

X ± 0.30	APPD:	PART NO: HE D xxx LP 03 BK	SHEET 1 OF 1 REV: A
.X ± 0.20	CHKD:		
.XX ± 0.10	DR:		
.XXX ± 0.05	UNITS:		
X' ± 1"	SCALE:	DWG NO:	
X" ± 0.5"	mm	1:1	

REV	ECN NO	DESCRIPTION	DATE

X-ON Electronics

Largest Supplier of Electrical and Electronic Components

Click to view similar products for [Standard Card Edge Connectors](#) category:

Click to view products by [WingTAT](#) manufacturer:

Other Similar products are found below :

[CR7E-30DB-3.96E\(72\)](#) [6565204-6](#) [1437274-4](#) [1-582587-1](#) [284-0102-12100](#) [286-0052-12101A](#) [306022901000000](#) [A6D22DS29C2](#) [1926088-2](#) [245-062-520-350](#) [287-0032-12101](#) [306-028-525-102](#) [307-072-526-202](#) [330-030-500-278](#) [345-060-559-303](#) [534671-1](#) [341-240-317](#) [345-044-500-300](#) [346-240-318](#) [C7D10DS29C1M133](#) [395-100-524-300](#) [09-07-2032](#) [10035388-802LF](#) [10115859-011LF](#) [10122859-009LF](#) [101269333204245CLF](#) [530555-1](#) [66925-516LF](#) [5145409-2](#) [73726-0005](#) [66308-1](#) [EBC05DRXN](#) [KSLX-62-BR](#) [CE100F26-7-C](#) [CE100F28-3-D](#) [CE100F28-4-D](#) [CE156F22-9-C](#) [CT100F24-3-D](#) [CT100F24-6-C](#) [MLSS100-12-C](#) [SCC100F-11-C](#) [SCC100F-20-C](#) [SCC100F-24-C](#) [SCC100F-25-C](#) [3-530656](#) [2512250177](#) [285-0112-12300](#) [346-068-556-300](#) [284-0492-11000](#) [287-0032-12301](#)