

Order Information

KS D xxx ME x xx BK - Sxxx

KS=3.96mm FEMALE EDGE SLOT
 D=DIP STRAIGHT 180°
 NO. OF PINS:04-100
 ME=With Middle Mounting Ears

Blank=6.5mm Standard
 S160=16mm
 Sxxx=xx.xmm
 (16mm is the longest)

△ Temperature
 P=Phosphor Bronze + PBT -55°C~+125°C
 R=Phosphor Bronze + PPS -55°C~+200°C
 H=Beryllium Copper + PBT -55°C~+125°C
 A=Beryllium Copper + PPS -55°C~+200°C
 W=Beryllium Copper + PEEK -55°C~+250°C

△ Operating
 GF=1u" Glod Flash
 03=3u" Glod
 05=5u" Glod
 10=10 u" Glod
 15=15 u" Glod
 A3=3u" All Glod

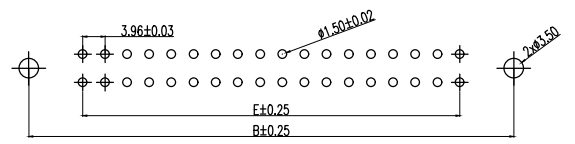
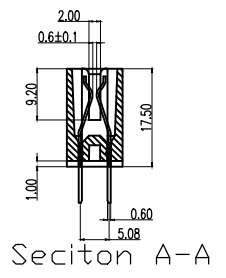
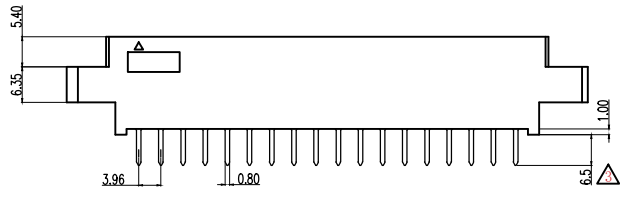
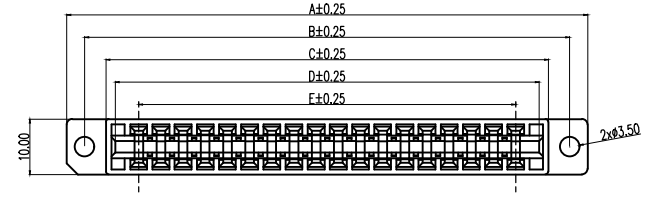
BK=Black
 GN=Green
 BU=Blue

SPECIFICATION

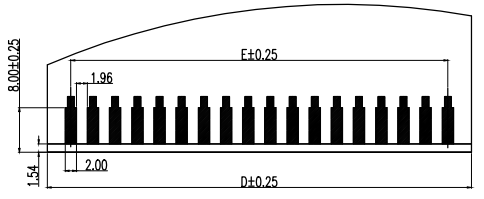
Current Rating:3A
 Dielectric Withstanding Voltage:1600V AC/Minute
 Contact Resistance:20 Milliohms Max
 Insulation Resistance:5000 Megaohms Min.At 500V DC
 Operation Temperature: △
 Insertion Force:412 Grams Max.Per Pair
 Withdrawal Force:32 Grams Min.Per Pair

Insulator: △
 Contact:Gold Plated On Contact Area
 Tin Plated On Solder Tails, Over Nickel
 Or All Gold Plated On Contact Area

RoHS Compliant



Recommended P.C.B. Layout



Recommended Card Layout

Pin	A	B	C	D	E	Pin	A	B	C	D	E
4	29.66	23.23	15.66	12.36	3.96	64	148.46	142.03	134.46	131.16	122.76
6	33.62	27.19	19.62	16.32	7.92	66	152.42	145.99	138.42	135.12	126.72
8	37.58	31.15	23.58	20.28	11.88	68	156.38	149.95	142.38	139.08	130.68
10	41.54	35.11	27.54	24.24	15.84	70	160.34	153.91	146.34	143.04	134.64
12	45.5	39.07	31.5	28.2	19.8	72	164.3	157.87	150.3	147	138.6
14	49.46	43.03	35.46	32.16	23.76	74	168.26	161.83	154.26	150.96	142.56
16	53.42	46.99	39.42	36.12	27.72	76	172.22	165.79	158.22	154.92	146.52
18	57.38	50.95	43.38	40.08	31.68	78	176.18	169.75	162.18	158.88	150.48
20	61.34	54.91	47.34	44.04	35.64	80	180.14	173.71	166.14	162.84	154.44
22	65.3	58.87	51.3	48	39.6	82	184.1	177.67	170.1	166.8	158.4
24	69.26	62.83	55.26	51.96	43.56	84	188.06	181.63	174.06	170.76	162.36
26	73.22	66.79	59.22	55.92	47.52	86	192.02	185.59	178.02	174.72	166.32
28	77.18	70.75	63.18	59.88	51.48	88	195.98	189.55	181.98	178.68	170.28
30	81.14	74.71	67.14	63.84	55.44	90	199.94	193.51	185.94	182.64	174.24
32	85.1	78.67	71.1	67.8	59.4	92	203.9	197.47	189.9	186.6	178.2
34	89.06	82.63	75.06	71.76	63.36	94	207.86	201.43	193.86	190.56	182.16
36	93.02	86.59	79.02	75.72	67.32	96	211.82	205.39	197.82	194.52	186.12
38	96.98	90.55	82.98	79.68	71.28	98	215.78	209.35	201.78	198.48	190.08
40	100.94	94.51	86.94	83.64	75.24	100	219.74	213.31	205.74	202.44	194.04
42	104.9	98.47	90.9	87.6	79.2	102	223.7	217.27	209.7	206.4	198
44	108.86	102.43	94.86	91.56	83.16	104	227.66	221.23	213.66	210.36	201.96
46	112.82	106.39	98.82	95.52	87.12	106	231.62	225.19	217.62	214.32	205.92
48	116.78	110.35	102.78	99.48	91.08	108	235.58	229.15	221.58	218.28	209.88
50	120.74	114.31	106.74	103.44	95.04	110	239.54	233.11	225.54	222.24	213.84
52	124.7	118.27	110.7	107.4	99	112	243.5	237.07	229.5	226.2	217.8
54	128.66	122.23	114.66	111.36	102.96	114	247.46	241.03	233.46	230.16	221.76
56	132.62	126.19	118.62	115.32	106.92	116	251.42	244.99	237.42	234.12	225.72
58	136.58	130.15	122.58	119.28	110.88	118	255.38	248.95	241.38	238.08	229.68
60	140.54	134.11	126.54	123.24	114.84	120	259.34	252.91	245.34	242.04	233.64
62	144.5	138.07	130.5	127.2	118.8	128	275.18	268.75	261.18	257.88	249.48



深圳市格林柏电子技术开发有限公司

X ± 0.30	APPD:	PART NO: KS D xxx ME x xx xx	SHEET NO:
.X ± 0.20	CHKD:		
.XX ± 0.10	DR:		
.XXX ± 0.05			
X' ± 1"	UNITS:	SCALE:	DWG NO:
X" ± 0.5"	mm	1:1	REV: A

REV	ECN NO	DESCRIPTION	DATE

X-ON Electronics

Largest Supplier of Electrical and Electronic Components

Click to view similar products for [Standard Card Edge Connectors](#) category:

Click to view products by [WingTAT](#) manufacturer:

Other Similar products are found below :

[CR7E-30DB-3.96E\(72\)](#) [6565204-6](#) [1437274-4](#) [1-582587-1](#) [284-0102-12100](#) [286-0052-12101A](#) [306022901000000](#) [A6D22DS29C2](#) [1926088-2](#) [245-062-520-350](#) [287-0032-12101](#) [306-028-525-102](#) [307-072-526-202](#) [330-030-500-278](#) [345-060-559-303](#) [534671-1](#) [341-240-317](#) [345-044-500-300](#) [346-240-318](#) [C7D10DS29C1M133](#) [395-100-524-300](#) [09-07-2032](#) [10035388-802LF](#) [10115859-011LF](#) [10122859-009LF](#) [101269333204245CLF](#) [530555-1](#) [66925-516LF](#) [5145409-2](#) [73726-0005](#) [66308-1](#) [EBC05DRXN](#) [KSLX-62-BR](#) [CE100F26-7-C](#) [CE100F28-3-D](#) [CE100F28-4-D](#) [CE156F22-9-C](#) [CT100F24-3-D](#) [CT100F24-6-C](#) [MLSS100-12-C](#) [SCC100F-11-C](#) [SCC100F-20-C](#) [SCC100F-24-C](#) [SCC100F-25-C](#) [3-530656](#) [2512250177](#) [285-0112-12300](#) [346-068-556-300](#) [284-0492-11000](#) [287-0032-12301](#)