

Order Information

KS D xxx ME x xx BK - Sxxx

KS=3.96mm FEMALE EDGE SLOT
 D=DIP STRAIGHT 180°
 NO. OF PINS:04-100
 ME=With Middle Mounting Ears

Blank=6.5mm Standard
 S160=16mm
 Sxxx=xx.xmm
 (16mm is the longest)

△ Temperature
 P=Phosphor Bronze + PBT -55°C~+125°C
 R=Phosphor Bronze + PPS -55°C~+200°C
 H=Beryllium Copper + PBT -55°C~+125°C
 A=Beryllium Copper + PPS -55°C~+200°C
 W=Beryllium Copper + PEEK -55°C~+250°C

△ Operating
 GF=1u" Glod Flash
 03=3u" Glod
 05=5u" Glod
 10=10 u" Glod
 15=15 u" Glod
 A3=3u" All Glod

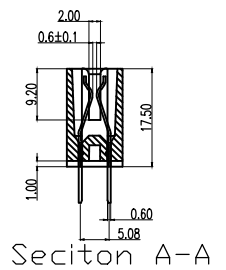
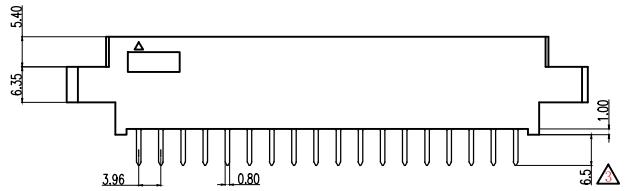
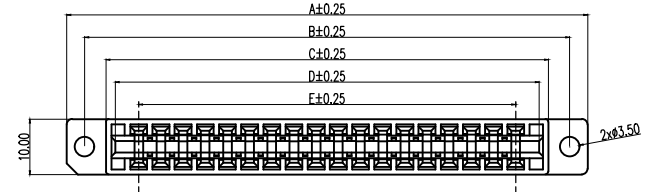
BK=Black
 GN=Green
 BU=Blue

SPECIFICATION

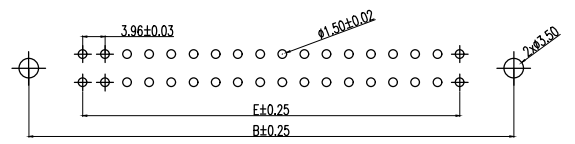
Current Rating:3A
 Dielectric Withstanding Voltage:1600V AC/Minute
 Contact Resistance:20 Milliohms Max
 Insulation Resistance:5000 Megaohms Min.At 500V DC
 Operation Temperature: △
 Insertion Force:412 Grams Max.Per Pair
 Withdrawal Force:32 Grams Min.Per Pair

Insulator: △
 Contact:Gold Plated On Contact Area
 Tin Plated On Solder Tails, Over Nickel
 Or All Gold Plated On Contact Area

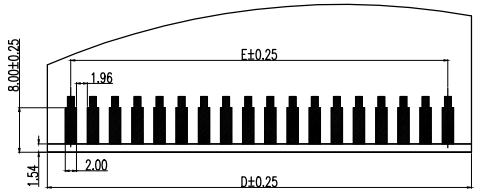
RoHS Compliant



Seciton A-A



Recommended P.C.B. Layout



Recommended Card Layout

| Pin | A | B | C | D | E | Pin | A | B | C | D | E |
|-----|--------|--------|--------|--------|--------|-----|--------|--------|--------|--------|--------|
| 4 | 29.66 | 23.23 | 15.66 | 12.36 | 3.96 | 64 | 148.46 | 142.03 | 134.46 | 131.16 | 122.76 |
| 6 | 33.62 | 27.19 | 19.62 | 16.32 | 7.92 | 66 | 152.42 | 145.99 | 138.42 | 135.12 | 126.72 |
| 8 | 37.58 | 31.15 | 23.58 | 20.28 | 11.88 | 68 | 156.38 | 149.95 | 142.38 | 139.08 | 130.68 |
| 10 | 41.54 | 35.11 | 27.54 | 24.24 | 15.84 | 70 | 160.34 | 153.91 | 146.34 | 143.04 | 134.64 |
| 12 | 45.5 | 39.07 | 31.5 | 28.2 | 19.8 | 72 | 164.3 | 157.87 | 150.3 | 147 | 138.6 |
| 14 | 49.46 | 43.03 | 35.46 | 32.16 | 23.76 | 74 | 168.26 | 161.83 | 154.26 | 150.96 | 142.56 |
| 16 | 53.42 | 46.99 | 39.42 | 36.12 | 27.72 | 76 | 172.22 | 165.79 | 158.22 | 154.92 | 146.52 |
| 18 | 57.38 | 50.95 | 43.38 | 40.08 | 31.68 | 78 | 176.18 | 169.75 | 162.18 | 158.88 | 150.48 |
| 20 | 61.34 | 54.91 | 47.34 | 44.04 | 35.64 | 80 | 180.14 | 173.71 | 166.14 | 162.84 | 154.44 |
| 22 | 65.3 | 58.87 | 51.3 | 48 | 39.6 | 82 | 184.1 | 177.67 | 170.1 | 166.8 | 158.4 |
| 24 | 69.26 | 62.83 | 55.26 | 51.96 | 43.56 | 84 | 188.06 | 181.63 | 174.06 | 170.76 | 162.36 |
| 26 | 73.22 | 66.79 | 59.22 | 55.92 | 47.52 | 86 | 192.02 | 185.59 | 178.02 | 174.72 | 166.32 |
| 28 | 77.18 | 70.75 | 63.18 | 59.88 | 51.48 | 88 | 195.98 | 189.55 | 181.98 | 178.68 | 170.28 |
| 30 | 81.14 | 74.71 | 67.14 | 63.84 | 55.44 | 90 | 199.94 | 193.51 | 185.94 | 182.64 | 174.24 |
| 32 | 85.1 | 78.67 | 71.1 | 67.8 | 59.4 | 92 | 203.9 | 197.47 | 189.9 | 186.6 | 178.2 |
| 34 | 89.06 | 82.63 | 75.06 | 71.76 | 63.36 | 94 | 207.86 | 201.43 | 193.86 | 190.56 | 182.16 |
| 36 | 93.02 | 86.59 | 79.02 | 75.72 | 67.32 | 96 | 211.82 | 205.39 | 197.82 | 194.52 | 186.12 |
| 38 | 96.98 | 90.55 | 82.98 | 79.68 | 71.28 | 98 | 215.78 | 209.35 | 201.78 | 198.48 | 190.08 |
| 40 | 100.94 | 94.51 | 86.94 | 83.64 | 75.24 | 100 | 219.74 | 213.31 | 205.74 | 202.44 | 194.04 |
| 42 | 104.9 | 98.47 | 90.9 | 87.6 | 79.2 | 102 | 223.7 | 217.27 | 209.7 | 206.4 | 198 |
| 44 | 108.86 | 102.43 | 94.86 | 91.56 | 83.16 | 104 | 227.66 | 221.23 | 213.66 | 210.36 | 201.96 |
| 46 | 112.82 | 106.39 | 98.82 | 95.52 | 87.12 | 106 | 231.62 | 225.19 | 217.62 | 214.32 | 205.92 |
| 48 | 116.78 | 110.35 | 102.78 | 99.48 | 91.08 | 108 | 235.58 | 229.15 | 221.58 | 218.28 | 209.88 |
| 50 | 120.74 | 114.31 | 106.74 | 103.44 | 95.04 | 110 | 239.54 | 233.11 | 225.54 | 222.24 | 213.84 |
| 52 | 124.7 | 118.27 | 110.7 | 107.4 | 99 | 112 | 243.5 | 237.07 | 229.5 | 226.2 | 217.8 |
| 54 | 128.66 | 122.23 | 114.66 | 111.36 | 102.96 | 114 | 247.46 | 241.03 | 233.46 | 230.16 | 221.76 |
| 56 | 132.62 | 126.19 | 118.62 | 115.32 | 106.92 | 116 | 251.42 | 244.99 | 237.42 | 234.12 | 225.72 |
| 58 | 136.58 | 130.15 | 122.58 | 119.28 | 110.88 | 118 | 255.38 | 248.95 | 241.38 | 238.08 | 229.68 |
| 60 | 140.54 | 134.11 | 126.54 | 123.24 | 114.84 | 120 | 259.34 | 252.91 | 245.34 | 242.04 | 233.64 |
| 62 | 144.5 | 138.07 | 130.5 | 127.2 | 118.8 | 128 | 275.18 | 268.75 | 261.18 | 257.88 | 249.48 |



深圳市格林柏电子技术开发有限公司

| | | | |
|-------------|-----------|------------|---------------------|
| X ± 0.30 | APPD: | PART NO: | KS D xxx ME x xx xx |
| .X ± 0.20 | CHKD: | | |
| .XX ± 0.10 | 12F | | |
| .XXX ± 0.05 | DR: | | |
| X' ± 1' | | | |
| X'' ± 0.5' | | | |
| | UNITS: mm | SCALE: 1:1 | DWG NO: |
| | | | SHEET NO: |
| | | | REV: A |

| REV | ECN NO | DESCRIPTION | DATE |
|-----|--------|-------------|------|
| | | | |
| | | | |

X-ON Electronics

Largest Supplier of Electrical and Electronic Components

Click to view similar products for [Standard Card Edge Connectors](#) category:

Click to view products by [WingTAT](#) manufacturer:

Other Similar products are found below :

[CR7E-30DB-3.96E\(72\)](#) [6565204-6](#) [1437274-4](#) [1-582587-1](#) [284-0102-12100](#) [286-0052-12101A](#) [306022901000000](#) [A6D22DS29C2](#) [1926088-2](#) [245-062-520-350](#) [287-0032-12101](#) [306-028-525-102](#) [307-072-526-202](#) [330-030-500-278](#) [345-060-559-303](#) [534671-1](#) [341-240-317](#) [345-044-500-300](#) [346-240-318](#) [C7D10DS29C1M133](#) [395-100-524-300](#) [09-07-2032](#) [10035388-802LF](#) [10115859-011LF](#) [10122859-009LF](#) [101269333204245CLF](#) [530555-1](#) [66925-516LF](#) [5145409-2](#) [73726-0005](#) [66308-1](#) [EBC05DRXN](#) [KSLX-62-BR](#) [CE100F26-7-C](#) [CE100F28-3-D](#) [CE100F28-4-D](#) [CE156F22-9-C](#) [CT100F24-3-D](#) [CT100F24-6-C](#) [MLSS100-12-C](#) [SCC100F-11-C](#) [SCC100F-20-C](#) [SCC100F-24-C](#) [SCC100F-25-C](#) [3-530656](#) [2512250177](#) [285-0112-12300](#) [346-068-556-300](#) [284-0492-11000](#) [287-0032-12301](#)