

PTVA102001EA

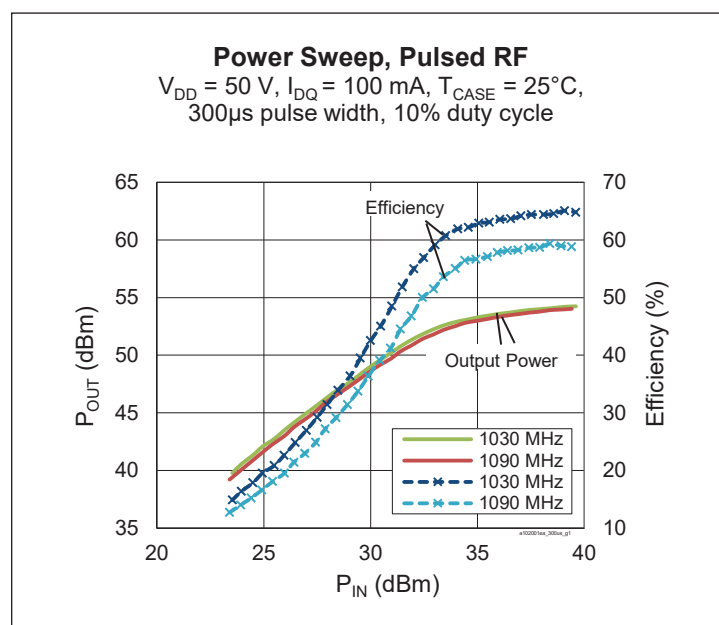
Thermally-Enhanced High Power RF LDMOS FET 200 W, 50 V, 960 – 1600 MHz

Description

The PTVA102001EA is a 200-watt LDMOS FET intended for use in power amplifier applications in the 960 to 1600 MHz frequency band. Features include high gain and thermally-enhanced package with bolt-down flange. Manufactured with Wolfspeed's advanced LDMOS process, this device provides excellent thermal performance and superior reliability.



PTVA102001EA
Package H-36265-2



Features

- Input matched
- Capable of handling 10:1 VSWR @50 V, 200 W (CW) output power
- Integrated ESD protection
- Low thermal resistance
- Pb-free and RoHS compliant

RF Characteristics

Pulsed RF Performance (tested in Wolfspeed production test fixture)

$V_{DD} = 50\text{ V}$, $I_{DQ} = 100\text{ mA}$, $P_{OUT} = 200\text{ W}$, $f = 1090\text{ MHz}$, 300 μs pulse width, 10% duty cycle

Characteristic	Symbol	Min	Typ	Max	Unit
Gain	G_{ps}	17	18.5	—	dB
Drain Efficiency	η_D	56	59.5	—	%

All published data at $T_{CASE} = 25^\circ\text{C}$ unless otherwise indicated

ESD: Electrostatic discharge sensitive device—observe handling precautions!

RF Characteristics

Typical RF Performance (not subject to production test, verified by design/characterization in Wolfspeed test fixture)

$V_{DD} = 50\text{ V}$, $I_{DQ} = 100\text{ mA}$, Input signal ($t_r = 5\text{ ns}$, $t_f = 6.5\text{ ns}$), $T_{CASE} = 25^\circ\text{C}$, class AB test

Mode of Operation	f (MHz)	IRL (dB)	P_{1dB}			P_{3dB}			$P_{\text{droop (pulse)}}$ @ 200 W	t_r (ns)	t_f (ns)
			Gain (dB)	Eff (%)	P_{OUT} (W)	Gain (dB)	Eff (%)	P_{OUT} (W)			
300 μs , 10% Duty Cycle	1030	-10	18.5	60	204	16.5	62	240	0.10	6.0	7.9
1 ms, 10% Duty Cycle	1030	-10	18.3	60	200	16.3	62	235	0.20	—	—
20 ms, 10% Duty Cycle	1030	-10	18.2	59	195	16.2	61	225	0.25	—	—
16 ms, 50% Duty Cycle	1030	-10	18.2	58	190	16.2	60	215	0.30	—	—

DC Characteristics

Characteristic	Conditions	Symbol	Min	Typ	Max	Unit
Drain-Source Breakdown Voltage	$V_{GS} = 0\text{ V}$, $I_{DS} = 10\text{ mA}$	$V_{(BR)DSS}$	105	—	—	V
Drain Leakage Current	$V_{DS} = 50\text{ V}$, $V_{GS} = 0\text{ V}$	I_{DSS}	—	—	1	μA
	$V_{DS} = 111\text{ V}$, $V_{GS} = 0\text{ V}$	I_{DSS}	—	—	10	μA
Gate Leakage Current	$V_{GS} = 10\text{ V}$, $V_{DS} = 0\text{ V}$	I_{GSS}	—	—	1	μA
On-State Resistance	$V_{GS} = 10\text{ V}$, $V_{DS} = 0.1\text{ V}$	$R_{DS(on)}$	—	0.34	—	Ω
Operating Gate Voltage	$V_{DS} = 50\text{ V}$, $I_{DQ} = 100\text{ mA}$	V_{GS}	3.1	3.35	3.5	V

Maximum Ratings

Parameter	Symbol	Value	Unit
Drain-Source Voltage	V_{DSS}	105	V
Gate-Source Voltage	V_{GS}	-6 to +12	V
Operating Voltage	V_{DD}	0 to +55	V
Junction Temperature	T_J	225	$^\circ\text{C}$
Storage Temperature Range	T_{STG}	-65 to +150	$^\circ\text{C}$

Thermal Characteristics

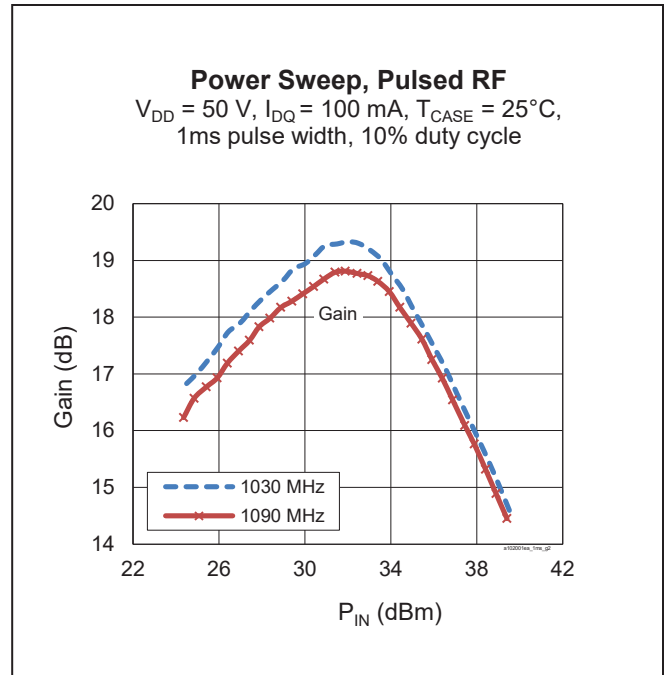
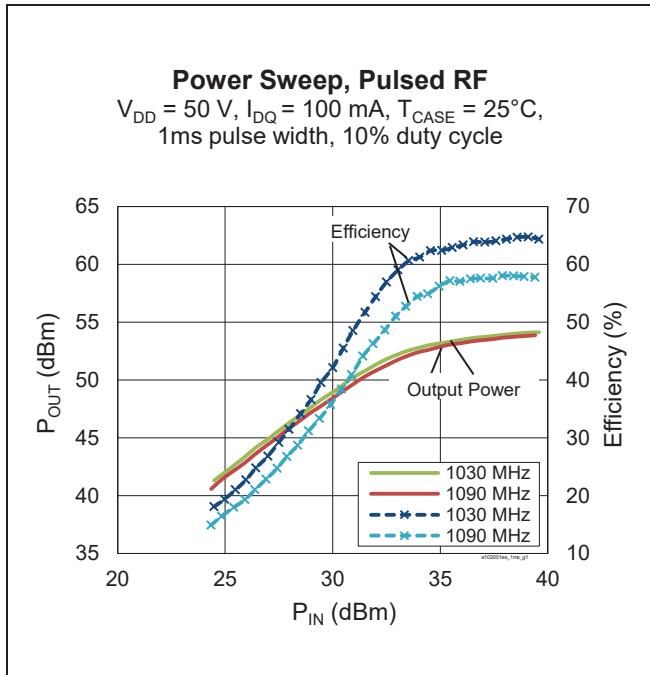
$T_{CASE} = 70^\circ\text{C}$, 167 W (CW), 50 V, $I_{DQ} = 100\text{ mA}$, 1030 MHz

Characteristic	Symbol	Value	Unit
Thermal Resistance	$R_{\theta JC}$	0.70	$^\circ\text{C/W}$

Ordering Information

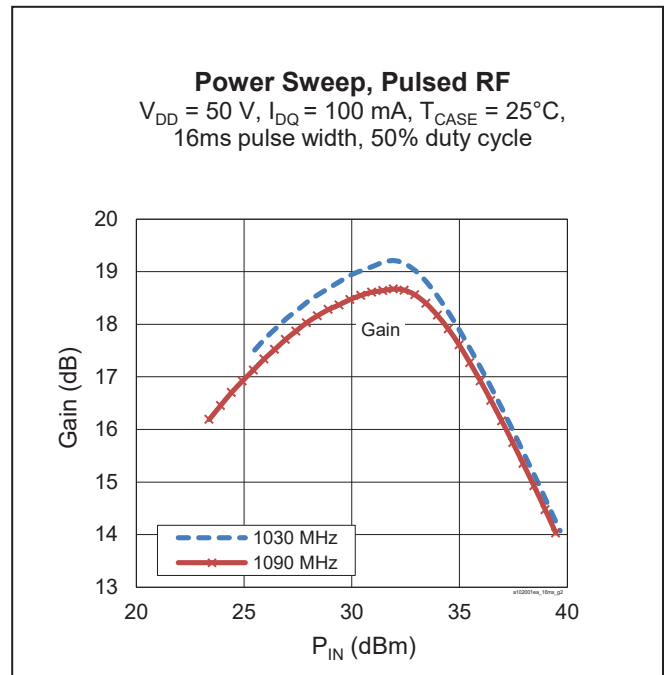
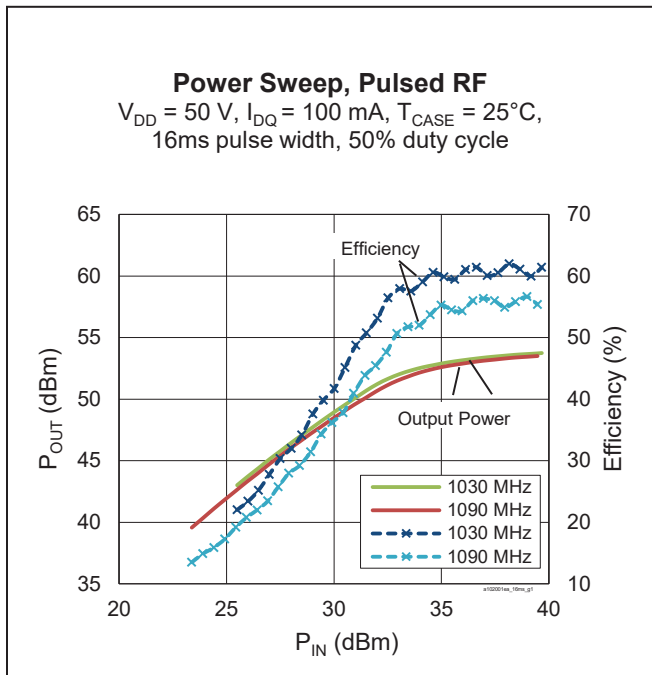
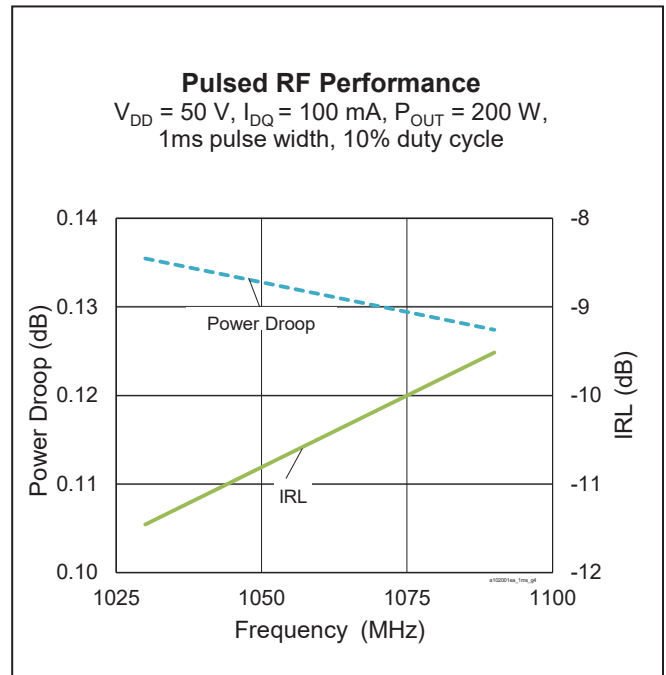
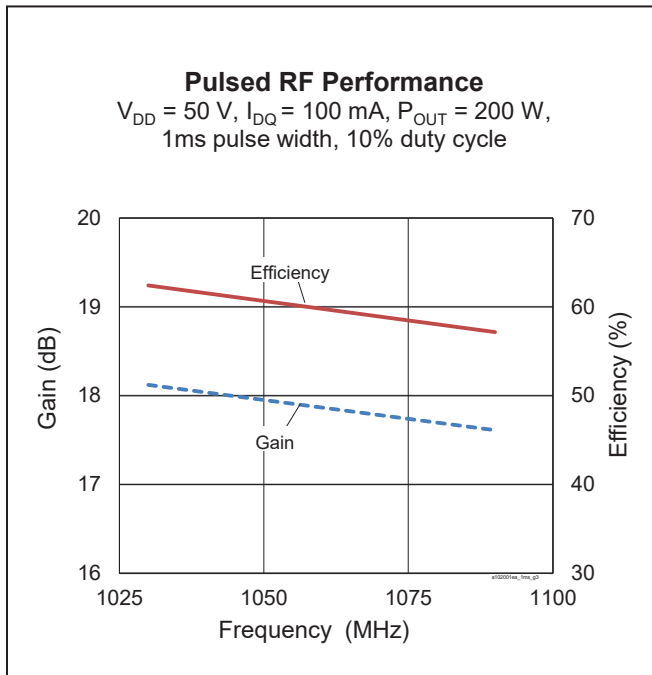
Type and Version	Order Code	Package Description	Shipping
PTVA102001EA V1 R0	PTVA102001EA-V1-R0	H-36265-2, bolt-down	Tape & Reel, 50 pcs
PTVA102001EA V1 R2	PTVA102001EA-V1-R2	H-36265-2, bolt-down	Tape & Reel, 250 pcs

Typical RF Performance (data taken in production test fixture)



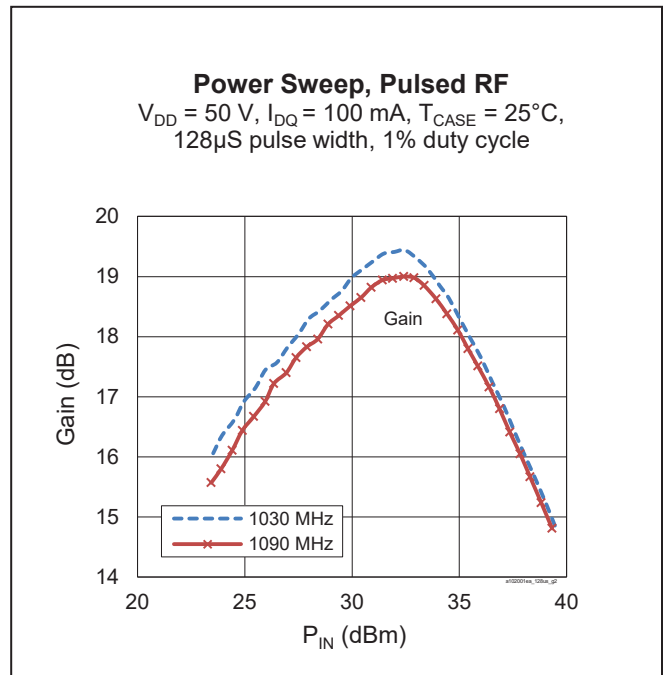
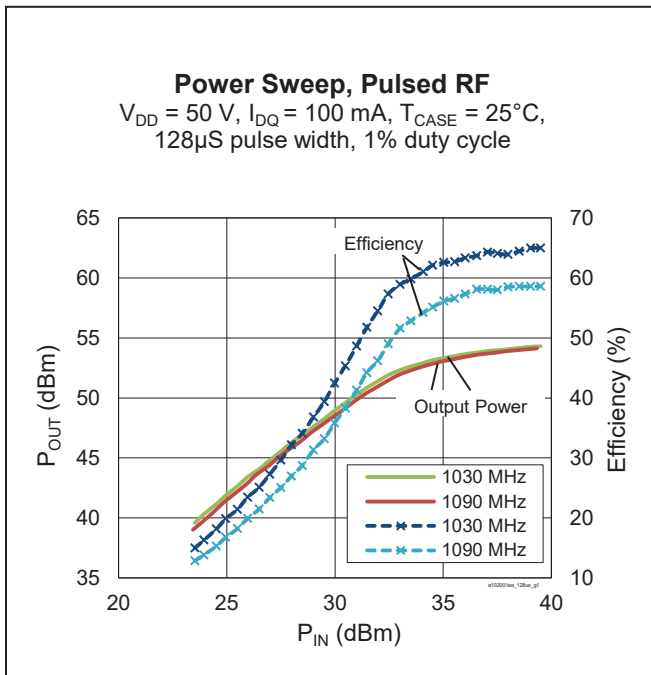
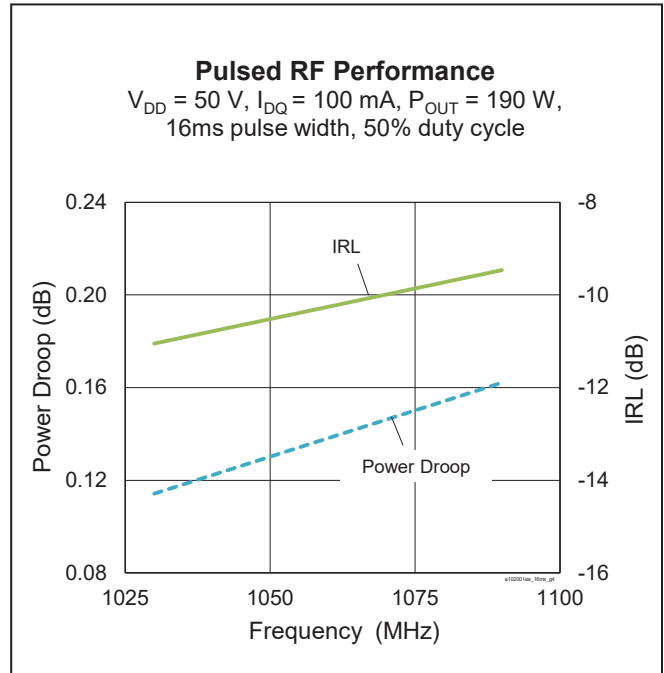
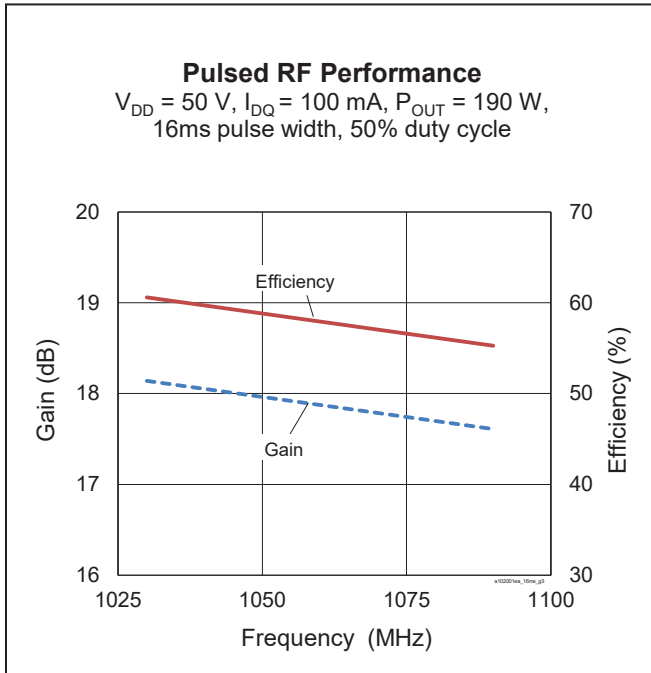


Typical RF Performance (cont.)



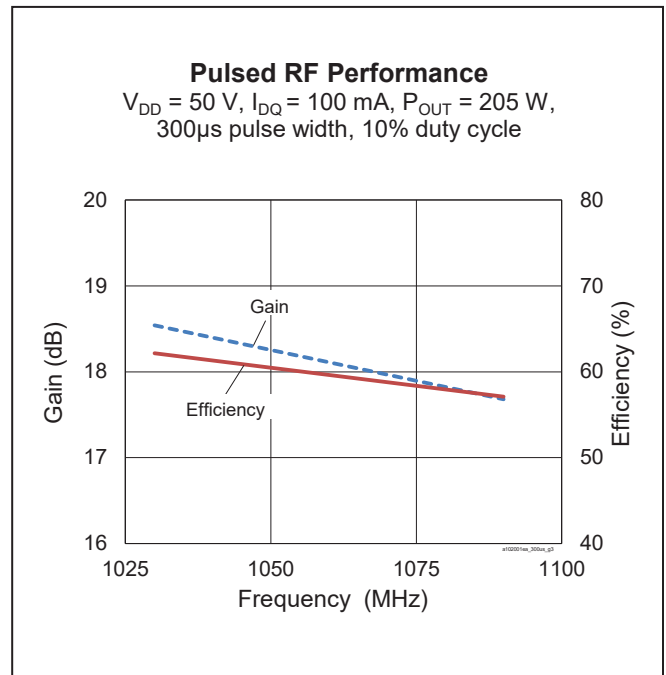
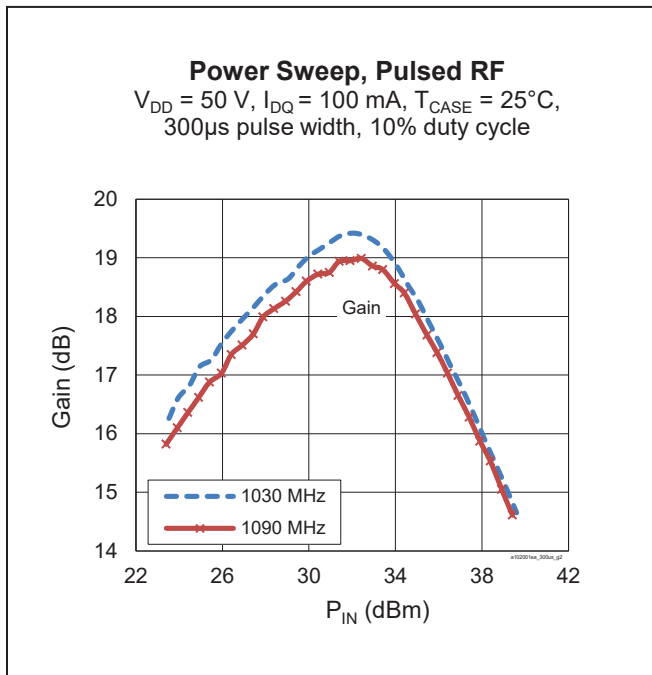
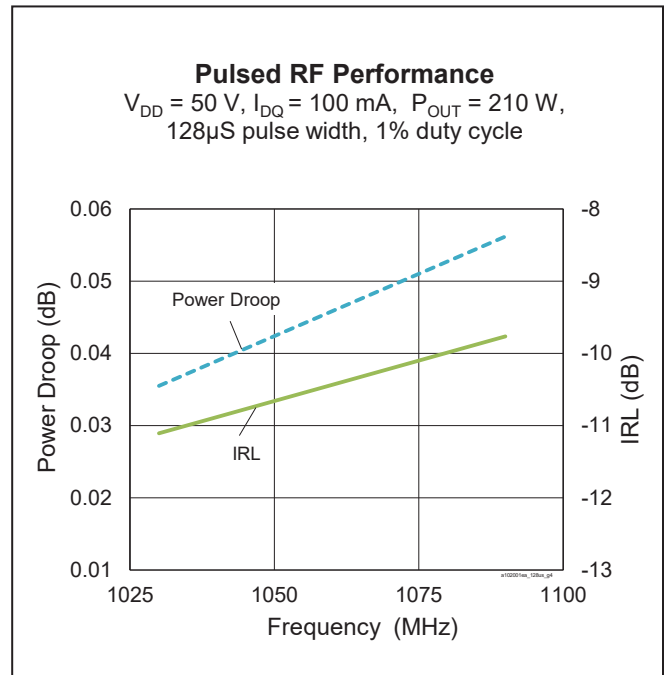
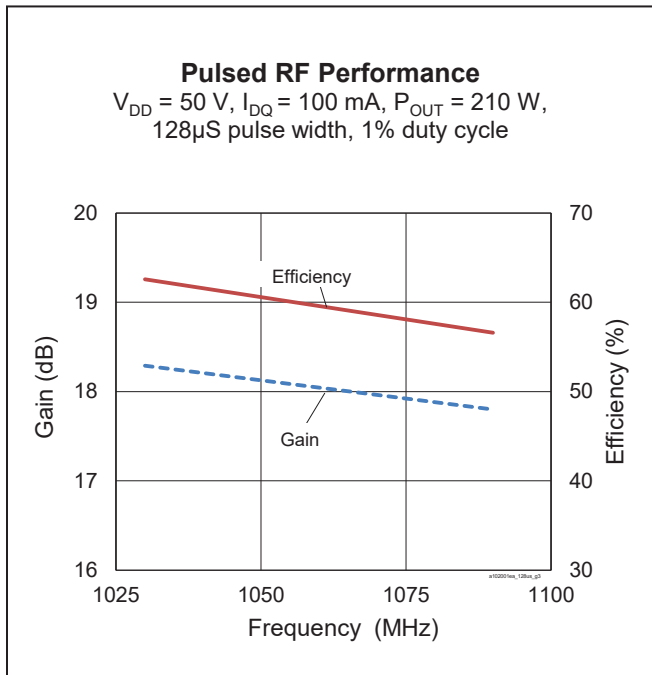


Typical RF Performance (cont.)

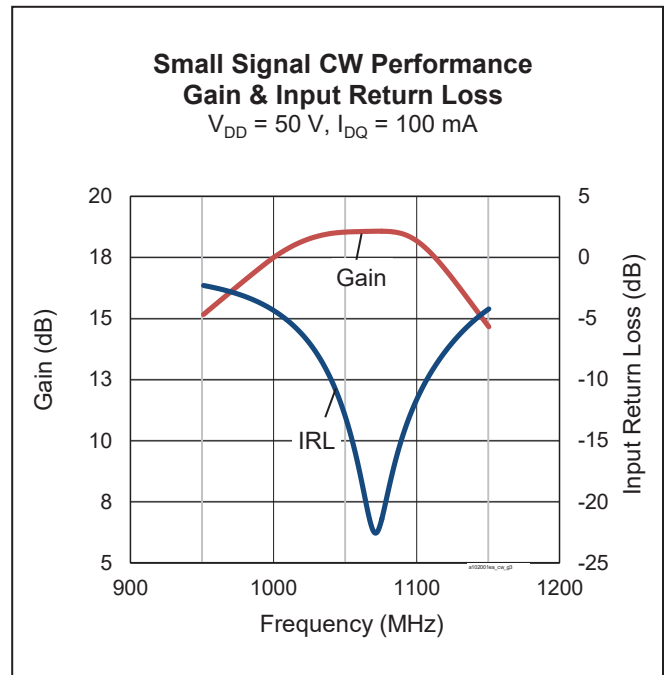
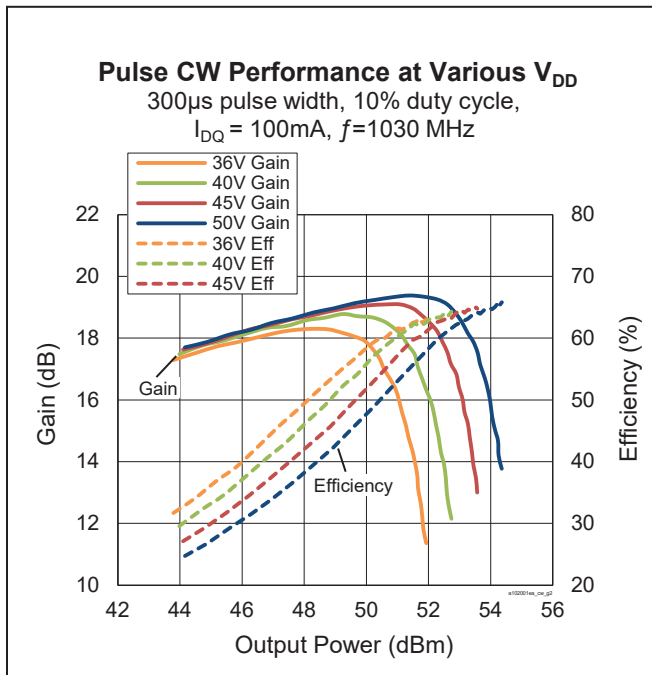
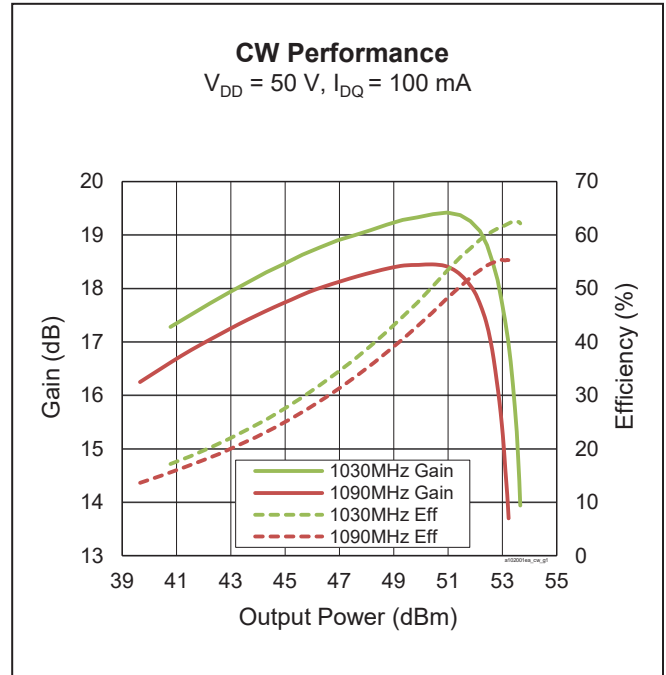
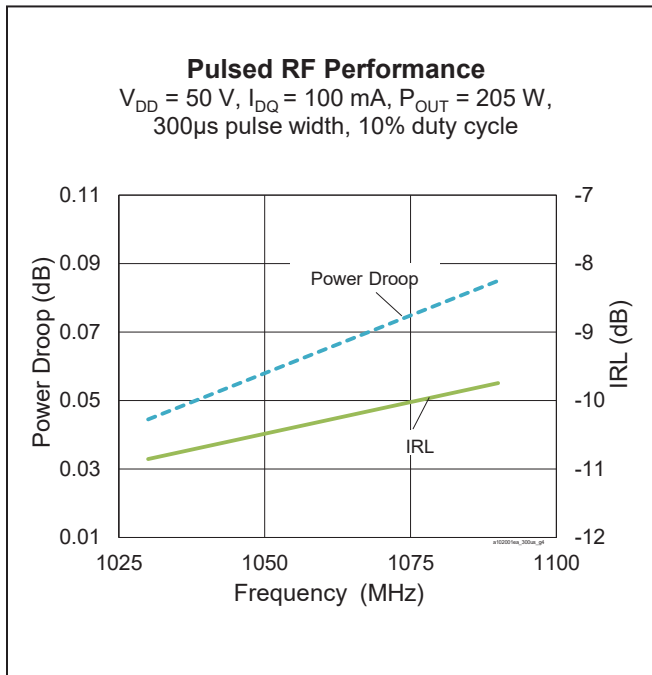




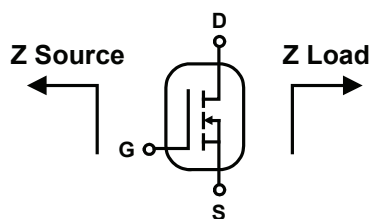
Typical RF Performance (cont.)



Typical RF Performance (cont.)



Load Pull Performance



Pulsed CW signal: 16 μ s pulse width, 10% duty cycle, class AB, $V_{DD} = 50$ V, $I_{DQ} = 90$ mA

P3dB						
Maximum Power						
Freq [MHz]	Z_{IN} [Ω]	P_{OUT} [dBm]	P_{OUT} [W]	P_G [dB]	PAE Eff [%]	Z_{OUT} [Ω]
960	0.97 - j4.50	54.99	315	16.56	59.8	2.04 - j0.34
1030	1.25 - j5.26	54.59	288	15.63	57.5	2.26 - j0.43
1090	1.80 - j5.85	54.53	284	15.64	58.9	1.77 - j0.33
1150	2.37 - j7.11	54.53	284	15.23	57.0	2.04 - j0.65
1200	2.51 - j6.97	54.31	270	15.13	55.3	2.09 - j0.67
1300	4.92 - j7.48	54.55	285	14.70	56.4	1.80 - j0.99
1400	10.54 - j3.45	54.41	276	14.27	55.7	1.43 - j1.28
1500	7.87 - j0.31	54.36	273	13.62	53.1	1.66 - j1.93
1600	3.97 - j1.99	54.19	262	13.10	52.3	1.49 - j2.21

Pulsed CW signal: 16 μ s pulse width, 10% duty cycle, class AB, $V_{DD} = 50$ V, $I_{DQ} = 90$ mA

P3dB						
Maximum Efficiency						
Freq [MHz]	Z_{IN} [Ω]	P_{OUT} [dBm]	P_{OUT} [W]	P_G [dB]	PAE Eff [%]	Z_{OUT} [Ω]
960	0.97 - j4.50	53.57	228	18.32	70.0	1.73 + j1.19
1030	1.25 - j5.26	53.42	220	17.35	67.2	1.63 + j0.98
1090	1.80 - j5.85	53.38	218	17.14	67.3	1.50 + j0.72
1150	2.37 - j7.11	53.47	222	16.82	65.8	1.41 + j0.42
1200	2.51 - j6.97	52.40	174	17.04	65.4	1.08 + j0.60
1300	4.92 - j7.48	53.17	207	16.41	65.5	1.17 - j0.02
1400	10.54 - j3.45	52.99	199	15.95	63.4	0.85 - j0.61
1500	7.87 - j0.31	53.17	208	15.20	60.8	1.01 - j1.19
1600	3.97 - j1.99	53.15	207	14.51	58.5	0.94 - j1.66

Load Pull Performance (cont.)

Pulsed CW signal: 16 μ s pulse width, 10% duty cycle, class AB, $V_{DD} = 50$ V, $I_{DQ} = 90$ mA

		P3dB				
		Z Optimized				
Freq [MHz]	Z_{IN} [Ω]	P_{OUT} [dBm]	P_{OUT} [W]	P_G [dB]	PAE Eff [%]	Z_{OUT} [Ω]
960	0.97 – j4.50	54.51	282	17.55	67.5	1.94 + j0.54
1030	1.25 – j5.26	54.18	262	16.79	65.1	1.85 + j0.51
1090	1.80 – j5.85	54.17	261	16.54	65.3	1.71 + j0.28
1150	2.37 – j7.11	54.12	258	16.28	63.9	1.65 + j0.04
1200	2.51 – j6.97	53.78	239	16.23	62.9	1.48 + j0.06
1300	4.92 – j7.48	53.99	251	15.79	62.3	1.54 – j0.32
1400	10.54 – j3.45	53.89	245	15.34	62.0	1.07 – j0.84
1500	7.87 – j0.31	53.86	243	14.71	59.5	1.22 – j1.43
1600	3.97 – j1.99	53.71	235	14.09	57.5	1.05 – j1.82

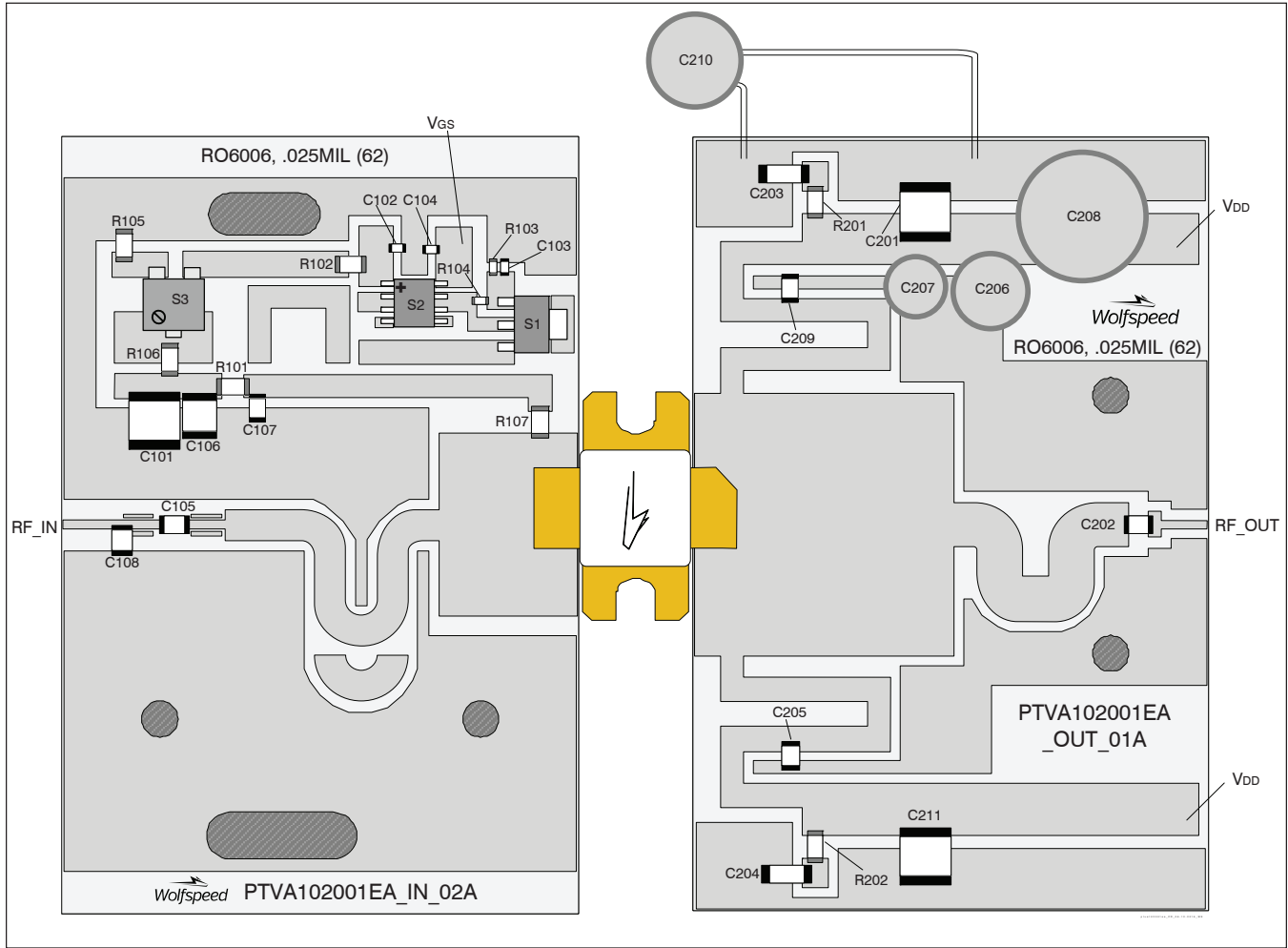
See next page for reference circuit information



Reference Circuit, 1030 – 1090 MHz

Reference Circuit Assembly

DUT	PTVA102001EA
Test Fixture Part No.	LTN/PTVA102001EA V1
PCB	Rogers 6006, 0.635 mm [0.025"] thick, 2 oz. copper, $\epsilon_r = 6.15$

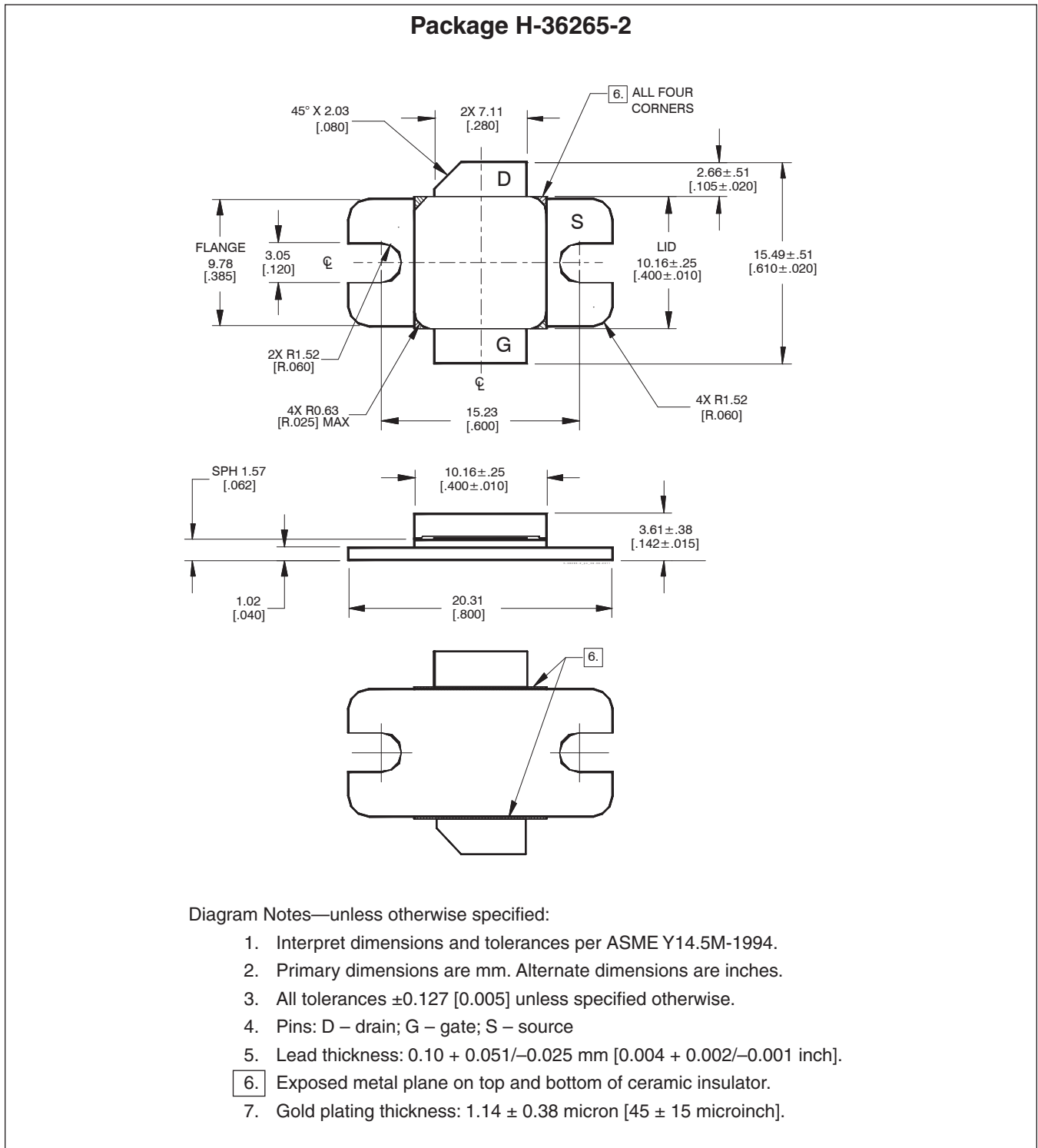


Reference circuit assembly diagram (not to scale)

Reference Circuit (cont.)**Components Information**

Component	Description	Manufacturer	P/N
Input			
C101	Capacitor, 10 μ F	TDK Corporation	C5750X5R1H106K230KA
C102, C103, C104	Capacitor, 1000 pF	Panasonic Electronic Components	ECJ-1VB1H102K
C105, C107	Capacitor, 39 pF	ATC	ATC100B390KW500XB
C106	Capacitor, 1 μ F	TDK Corporation	C4532X7R2A105M230KA
C108	Capacitor, 3.6 pF	ATC	ATC100B3R6CW500XB
R101	Resistor, 5.6 Ω	Panasonic Electronic Components	ERJ-8RQJ5R6V
R102, R107	Resistor, 10 Ω	Panasonic Electronic Components	ERJ-8GEYJ100V
R103	Resistor, 1.3K Ω	Panasonic Electronic Components	ERJ-3GEYJ132V
R104	Resistor, 1.2K Ω	Panasonic Electronic Components	ERJ-3GEYJ122V
R105	Resistor, 2000 Ω	Panasonic Electronic Components	ERJ-8GEYJ202V
R106	Resistor, 1000 Ω	Panasonic Electronic Components	ERJ-8GEYJ102V
S1	Transistor	Infineon Technologies	BCP56
S2	Voltage Regulator	Texas Instruments	LM78L05ACM
S3	Potentiometer, 2k Ω	Bourns Inc.	3224W-1-202E
Output			
C201, C211	Capacitor, 10 μ F	TDK Corporation	C5750X5R1H106K230KA
C202, C205, C209	Capacitor, 39 pF	ATC	ATC100B390KW500XB
C203, C204	Capacitor, 1 μ F	TDK Corporation	C4532X7R2A105M230KA
C206	Capacitor, 22 μ F	Cornell Dubilier Electronics (CDE)	SEK220M100ST
C207	Capacitor, 10 μ F	Cornell Dubilier Electronics (CDE)	SEK100M100ST
C208	Capacitor, 100 μ F	Cornell Dubilier Electronics (CDE)	SK101M100ST
C210	Capacitor, 6800 μ F	Panasonic Electronic Components	ECO-S2AP682EA
R201, R202	Resistor, 5.6 Ω	Panasonic Electronic Components	ERJ-8RQJ5R6V

Package Outline Specifications



Revision History

Revision	Date	Data Sheet Type	Page	Subjects (major changes at each revision)
01	2015-07-22	Advance	All	Data Sheet reflects advance specification for product development
02	2015-09-22	Production	All	Data Sheet reflects released product specification
02.1	2017-02-08	Production	2	Updated operating voltage and junction temperature
03	2017-08-17	Production	1 2 5 8, 9	Extend bandwidth to 1600 MHz New Thermal Characteristics table Remove duplicate graph Add load pull points
04	2018-06-12	Production	All	Converted to Wolfspeed Data Sheet

For more information, please contact:

4600 Silicon Drive
Durham, North Carolina, USA 27703
www.wolfspeed.com/RF

Sales Contact
RFSales@wolfspeed.com

RF Product Marketing Contact
RFMarketing@wolfspeed.com
919.407.7816

Notes

Disclaimer

Specifications are subject to change without notice. Cree, Inc. believes the information contained within this data sheet to be accurate and reliable. However, no responsibility is assumed by Cree for any infringement of patents or other rights of third parties which may result from its use. No license is granted by implication or otherwise under any patent or patent rights of Cree. Cree makes no warranty, representation or guarantee regarding the suitability of its products for any particular purpose. "Typical" parameters are the average values expected by Cree in large quantities and are provided for information purposes only. These values can and do vary in different applications and actual performance can vary over time. All operating parameters should be validated by customer's technical experts for each application. Cree products are not designed, intended or authorized for use as components in applications intended for surgical implant into the body or to support or sustain life, in applications in which the failure of the Cree product could result in personal injury or death or in applications for planning, construction, maintenance or direct operation of a nuclear facility.

X-ON Electronics

Largest Supplier of Electrical and Electronic Components

Click to view similar products for [RF MOSFET Transistors](#) category:

Click to view products by [Wolfspeed](#) manufacturer:

Other Similar products are found below :

[MRF492](#) [MRFE8VP8600HR5](#) [ARF1511](#) [ARF465BG](#) [BF 2030 E6814](#) [BLF861A](#) [MRF150J](#) [DU1215S](#) [DU28200M](#) [UF28100M](#) [DU2820S](#)
[MHT1008NT1](#) [MMRF1014NT1](#) [MRF426](#) [ARF468BG](#) [MAPHST0045](#) [MRFE6VP61K25NR6](#) [DU2860U](#) [VRF152GMP](#) [MRFE6VP5300NR1](#)
[BF2040E6814HTSA1](#) [MRFE6VP5150GNR1](#) [LET9060S](#) [MRF136Y](#) [BF999E6327HTSA1](#) [SD2931-12MR](#) [BF998E6327HTSA1](#)
[AFV10700HR5](#) [MRF141](#) [MRF171](#) [MRF172](#) [MRF174](#) [QPD1020SR](#) [BF 1005S E6327](#) [MRF134](#) [MRF136](#) [MRF137](#) [MRF141G](#) [MRF151](#)
[MRF151A](#) [MRF151G](#) [MRF157](#) [MRF158](#) [MRF160](#) [MRF171A](#) [MRF173](#) [MRF177](#) [UF2840G](#) [TGF3021-SM](#) [ARF1510](#)