

## Features and Benefits

- The control circuit and RGB chip are integrated in a 5050 components, to form an external control pixel.
- Intelligent Reverse-connection protection.
- Using the built-in signal reshaping circuit to achieve the signal waveform shaping, and no distortion of waveform of signal takes place.
- The gray levels of each pixel are of 256 levels, which achieves “256\*256\*256=16777216” full-color display, and the refresh frequency reaches to 2KHz.
- Serial cascade interface, data receiving and decoding depend on just one signal line.
- Dual-signal wires version, signal break-point continuous transmission.
- Any two point the distance more than 5M transmission signal without any increase circuit.
- When the refresh rate is 30fps, cascade numbers is at least 1024 pixels.
- Data transmitting at speeds of up to 800Kbps.
- Good color consistency reliability, high cost-effective.
- NO extra components needed, even the capacitor.

## Applications

- Consumer Electronics.
- Landscape lighting fields.
- Computer peripheral products, games devices and machinery equipment etc.

## General description

WS2813A is an intelligent control LED light source that the control circuit and RGB chip are integrated in a package of 5050 components. Its internal include intelligent digital port data latch and signal reshaping amplification drive circuit. Also include a precision internal oscillator and a 12V voltage programmable constant current control part, which achieves highly consistent color effect.

**Dual-signal wires version**, signal break-point continuous transmission. Any pixel's failure won't affect signal transfer and total emitting effect.

The data transfer protocol use single NZR communication mode. After the pixel power-on reset, the DIN port receive data from controller, the first pixel collect initial 24bit data then sent to the internal data latch, the other data which reshaping by the internal signal reshaping amplification circuit sent to the next cascade pixel through the DO port. After transmission for each pixel, the signal to reduce 24bit. Every pixel adopts auto-reshaping transmit technology, making the pixel cascade numbers are not limited to the signal transmission, only relate to the speed of signal transmission.

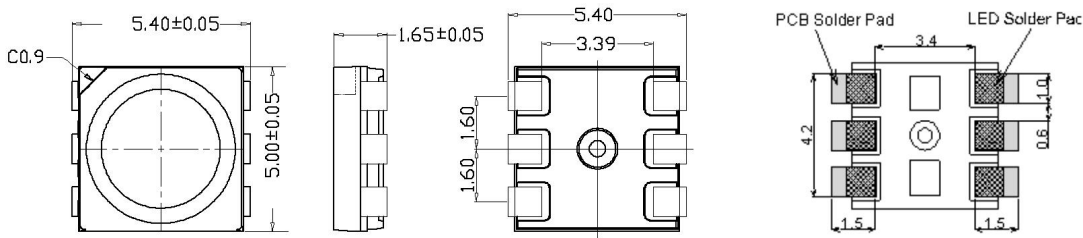
The BIN receives the data signal, and then compare the data with the DIN side after phagocytosis of 24bit data, if DIN do NOT receive the signal, then switching to BIN for receiving the input signal, which ensure that any the IC's damage does not affect the signal cascade transmission and make the BIN in state of receiving signal until restart after power-off.

Refresh Frequency updates to **2KHz**, Low Frame Frequency and no Flicker appear in HD Video Camera.

RESET time > **280μs**, it won't cause wrong reset while interruption, it supports the lower frequency and inexpensive MCU.

Integrated circuit chips enable the circuit control simpler, neater and more reliable while NO extra components needed.

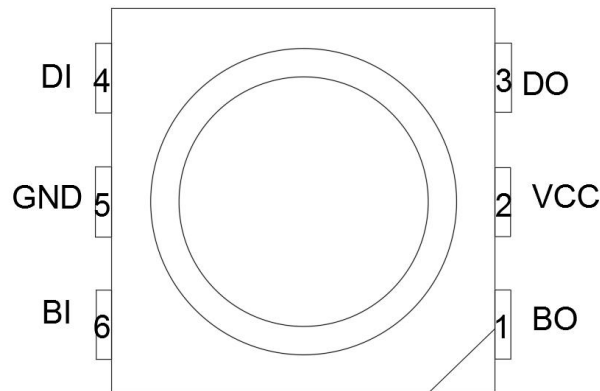
## Mechanical Dimensions



### ◆ Remarks

1. Dimension: 5.0\*5.4\*1.65mm
2. Default tolerance:  $\pm 0.05$ mm

## PIN Configuration



## PIN Function

NO.	Symbol	PIN	Function description
1	BO	BO	Backup Control data signal output
2	VCC	VCC	LED POWER SUPPLY
3	DO	DO	Control data signal output
4	DIN	DIN	Control data signal input
5	GND	GND	Data & Power Grounding
6	BIN	BIN	Backup Control data signal input

## Absolute Maximum Ratings

Parameter	Symbol	Ratings	Unit
Power supply voltage	VCC	+3.7~+5.3	V
Logical Input Voltage	V <sub>I</sub>	-0.3V~VDD+0.7V	V

**Electrical Characteristics** ( $T_A=25^{\circ}\text{C}$ ,  $V_{CC}=5\text{V}$ ,  $V_{SS}=0\text{V}$ )

Parameter	Symbol	Min.	Tpy.	Max.	Unit	Conditions
Input Current	$I_I$	—	—	$\pm 1$	$\mu\text{A}$	$V_I=V_{DD}/V_{SS}$
High-level Input	$V_{IH}$	2.7V	—	$V_{DD}+0.7\text{V}$	V	$D_{IN}$ , SET
Low-level Input	$V_{IL}$	-0.3V	—	0.7V	V	$D_{IN}$ , SET

**Switching Characteristics** ( $T_A=25^{\circ}\text{C}$ ,  $V_{CC}=5\text{V}$ ,  $V_{SS}=0\text{V}$ )

Parameter	Symbol	Min	Tpy	Max	Unit	Condition
Transmission Delay Time	$T_{PLZ}$	—	—	300	ns	$C_L=15\text{pF}$ , $D_{IN} \rightarrow D_{OUT}$ , $R_L=10\text{K}\Omega$
Fall time	$T_{THZ}$	—	—	120	$\mu\text{s}$	$C_L=300\text{pF}$ , $O_{UTR}/O_{UTG}/O_{UTB}$
Input-capacitance	$C_I$	—	—	15	pF	—

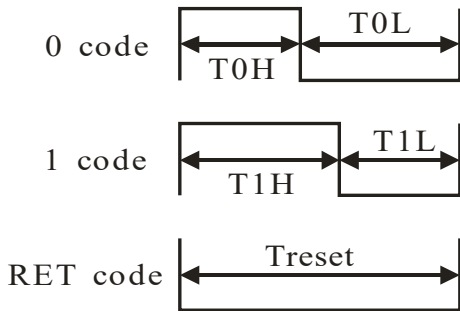
**LED Characteristics**

Parameter	Symbol	Color	Quiescent Current: <0.6mA		Condition (Working current)
			Central Value	Unit	
Brightness	IV	RED	480	mcd	16mA
		GREEN	1500		
		BLUE	320		
Wavelength	$\lambda_d$	RED	620-625	nm	16mA
		GREEN	515-525		
		BLUE	465-475		

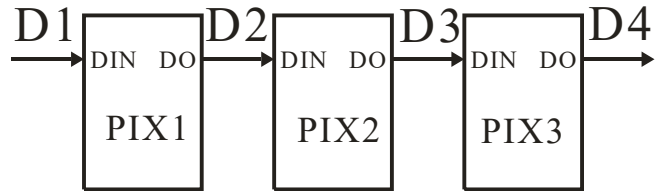
**Data Transfer Time**

<b>T0H</b>	0-code, High-level time	220ns~380ns
<b>T1H</b>	1-code, High-level time	580ns~1 $\mu\text{s}$
<b>T0L</b>	0-code, Low-level time	580ns~1 $\mu\text{s}$
<b>T1L</b>	1-code, Low-level time	580ns~1 $\mu\text{s}$
<b>RES</b>	Frame unit, Low-level time	> 280 $\mu\text{s}$

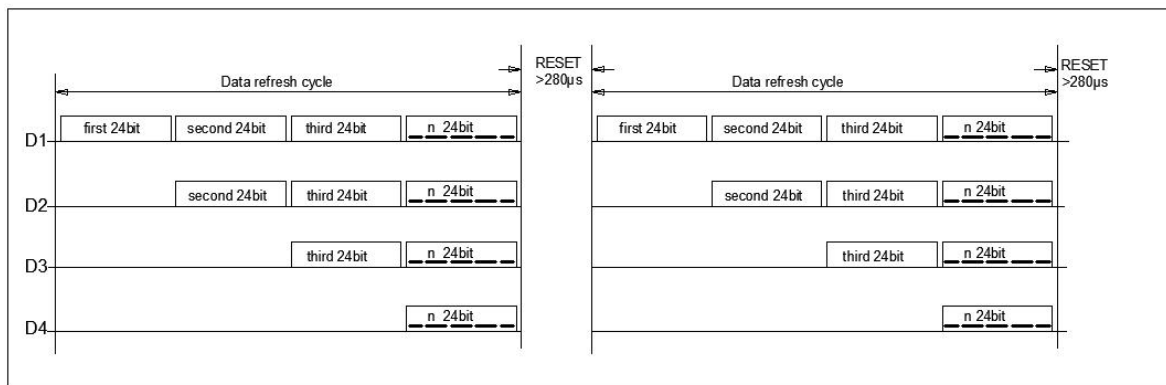
### Sequence chart



### Cascade method



### Data Transmission Method



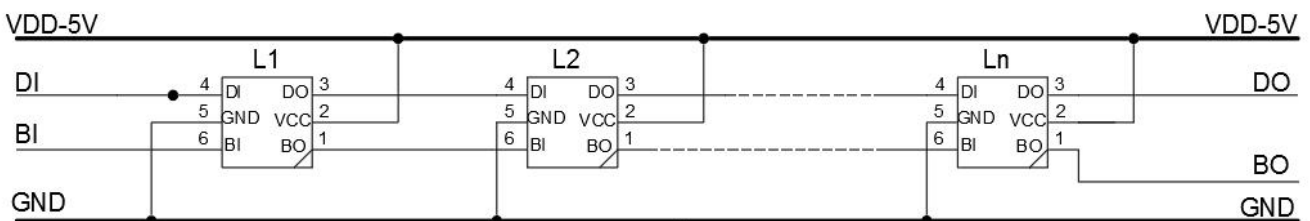
Note: D1 is the data from MCU, and D2, D3, D4 are from Cascade Circuits.

### Composition of 24bit data

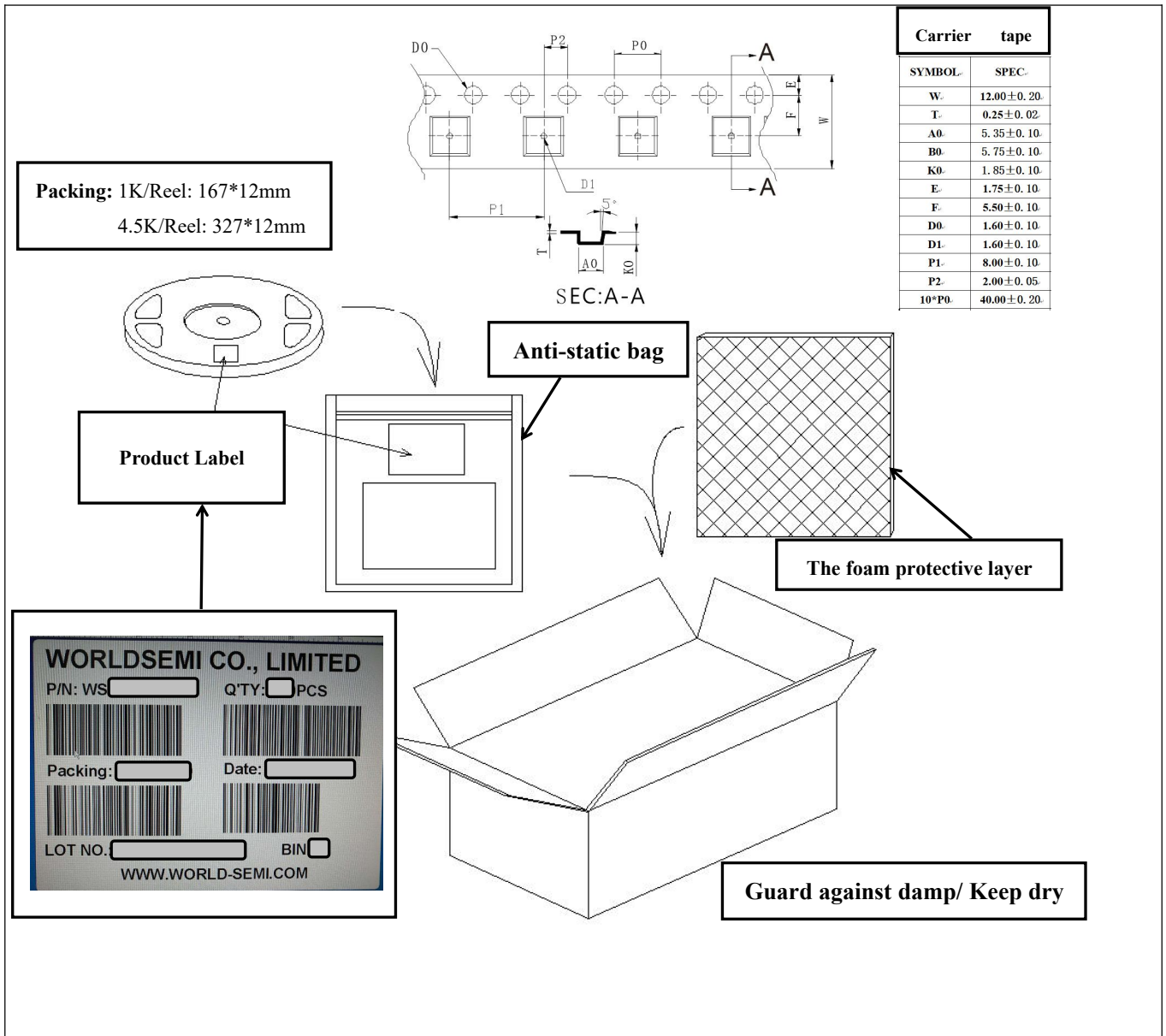
G7	G6	G5	G4	G3	G2	G1	G0	R7	R6	R5	R4	R3	R2	R1	R0	B7	B6	B5	B4	B3	B2	B1	B0
----	----	----	----	----	----	----	----	----	----	----	----	----	----	----	----	----	----	----	----	----	----	----	----

Note: Data transmit in order of GRB, high bit data is first.

### Typical application circuit



## Packing Standard



## Top SMD LED Using Instructions

### 1. Summary

To make the best use of WORLDSEMI's LED, please refer to the below precautions, they are of same usage method as other electronic components.

### 2. Cautions

#### 2.1. Dust & Cleaning

The surface of the LED is encapsulated with modified epoxy resin because it plays a very good role in protecting the optical performance and aging resistance. The modified epoxy resin is easy to stick with dust and must be kept clean. When there's a certain amount of dust on the surface of the LED, it won't affect brightness, but dust proof should be taken care of. Promoting the use of unsealed package in preference to others and the assembled LEDs should be placed in a clean container.

Avoid using the organic solvents to clean the dust on the LED surface and it's necessary to confirm whether the cleaning fluid will dissolve the LED.

Do not clean the LEDs by the ultrasonic. Some parameters affecting the LED performance must be evaluated if have no alternative but to the ultrasonic cleaning method, such as ultrasonic power, baking time and assembly conditions, etc.

## 2.2. Moisture-proof packaging

TOP SMD LEDs are moisture sensitive components. LEDs are packaged in aluminum foil bag to prevent the from absorbing moisture during transport and storage. A desiccant is placed in the bags to absorb moisture. If the LED absorbs moisture, then it evaporates and expands when in reflow process, which may break the colloid from the bracket and damage the optical performance of LED. For this reason, moisture-proof packaging is to prevent the from absorbing moisture during transport and storage. The moisture resistance rating of WORLDSEMI's LED is: **LEVEL 5a**.

**Tabel I - IPC/JEDEC J-STD-020 Moisture/Reflow Sensitivity Classification**

MSL Level	Workshop Life	
	Time	Conditions
LEVEL1	Unlimited	≤30°C/85%RH
LEVEL2	1 Year	<30°C/60%RH
LEVEL2a	4 Weeks	≤30°C/60%RH
LEVEL3	168 Hours	≤30°C/60%RH
LEVEL4	72 Hours	<30°C/60%RH
LEVEL5	48 Hours	≤30°C/60%RH
LEVEL5a	24 Hours	≤30°C/60%RH
LEVEL6	Take-out and Use immediately	≤30°C/60%RH

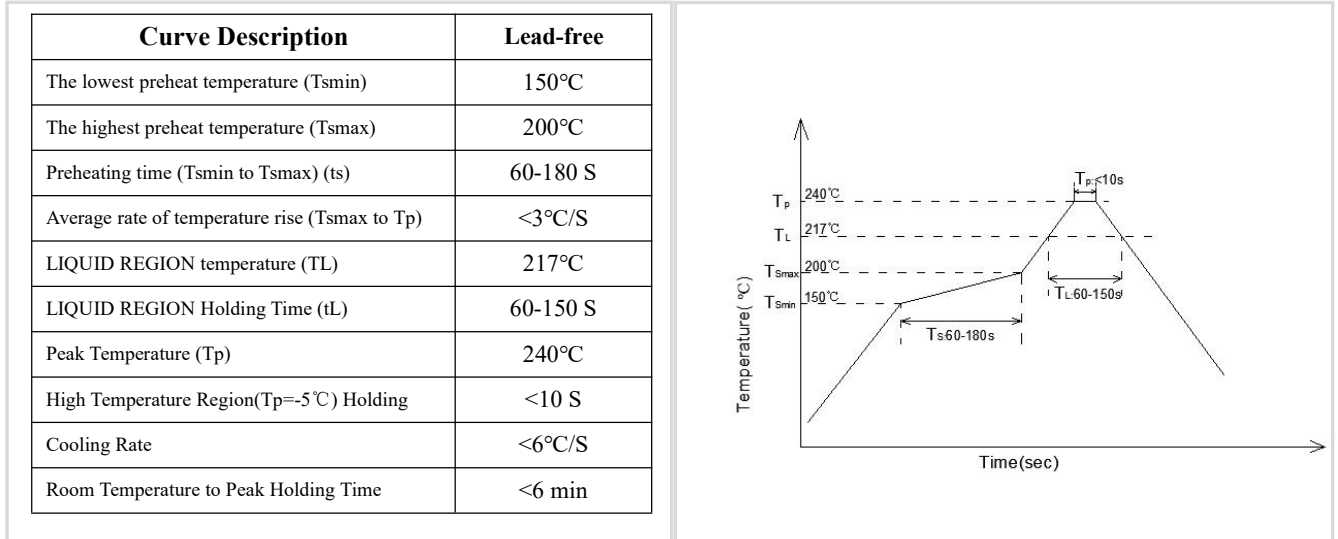
## 2.3. Management after unpacking

1. Please use the LED under the condition of “T<30°C, RH<60%”.
2. Use up within 24 hours after removing from packages.
3. We would recommend to do dehumidification if they exceed the valid storage period of products or dampened due to other reasons.

## 2.4. Dehumidification Operation (Non-leakage of air, baking temperature: 70°C-75°C)

### 3. SMT Reflow

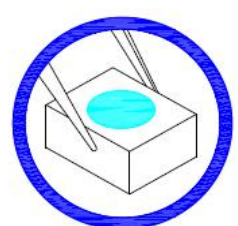
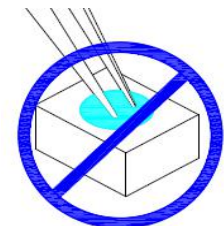
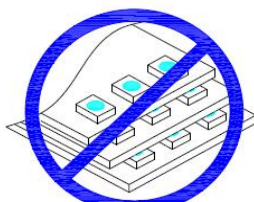

Refer to the parameters listed below, the experimental results prove that the TOP SMD LED meets the JEDEC J-STD-020C standards. As a general guideline, it is recommended to follow the SMT reflow temperature curve recommended by the solder paste manufacturer.



Remarks: 1. These general guidelines may not apply to all PCB designs and reflow soldering configurations.

2. All temperatures referred are measured on the surface of the package body.

### 4. Assembly Precautions

1. Clip the LED from its side.	2. Neither directly touch the gel surface with the hand or sharp instrument, it may damage its internal circuit.
	
3. Not to be double stacked, it may damage its internal circuit.	4. Can not be stored in or applied in the acidic sites of PH<7.
	

**Modify Record**

Version №	Status Bar	Modify Content Summary	Date	Reviser	Approved
V1.0	N	New	20191020	Shen JinGuo	Yin HuaPing

**Remarks:**

1. Initial version: V1.0; Parameter added or modified, version number plus "0.1", for example: V1.0→ V1.1
2. Major version design or more parameters modified, version number plus "1.0", for example: V1.0→V2.0
3. With no version number attached to part number
4. Status bar: N--New, A--Add, M--Modify, D--Delete



## X-ON Electronics

Largest Supplier of Electrical and Electronic Components

*Click to view similar products for [Standard LEDs - SMD category](#):*

*Click to view products by [Worldsemi manufacturer](#):*

Other Similar products are found below :

[LTST-C190KYKT](#) [LTST-C19GD2WT](#) [LTW-170ZDC](#) [LTW-M140SZS40](#) [LTW-M140ZVS](#) [598-8110-100F](#) [598-8610-202F](#) [91-21SUBCS400-A6TR7](#) [AAAF5060QBFSEEZGS](#) [HLMA-QG00-S0021](#) [HLMP-6305-L0011](#) [APT1608QGW](#) [99-213/R6C-AR2T1B/2C](#) [SML-LX0606SISUGC/A](#) [SML-LXR851SIUPGUBC](#) [LT1ED53A](#) [APFA3010SURKCGKQBDC](#) [APHK1608VGCA](#) [APT2012QGW](#) [LTST-008BGEW](#) [LTW-010DCG](#) [LTW-020ZDCG](#) [LTW-21TS5](#) [LTW-220DS5](#) [LO T67F-V1AB-24-1](#) [598-8330-117F](#) [65-21SYGC/S530-E3/TR8](#) [CMDA20AYAA7D1S](#) [95-21SURCS530-A3TR10](#) [HSMQ-C177](#) [598-8040-100F](#) [598-8070-100F](#) [598-8140-100F](#) [598-8610-200F](#) [EAPL3527GA5](#) [SML-LXR851SGSIC-TR](#) [SML-512PWT86A](#) [SMF-2432GYC-TR](#) [EASV3015RGYA0](#) [95-21UYC-S530-A5-TR7](#) [LTST-C190KFKT-5A](#) [LTST-C194TBKT-5A](#) [CLX6E-FKC-CH1M1D1BB7C3D3](#) [SML-LXL0805USBC-TR](#) [SML-LX2835SYSUGCTR](#) [LTW-M670ZVS-M5](#) [APA2106ZGC/G](#) [CLMXB-FKA-CbcfghjnpACBB79463](#) [VFA1101W-5AY3B2-TR](#) [LCB P473-P2R2-3J7L-1-Z](#)