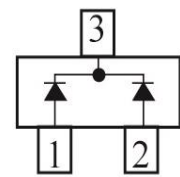
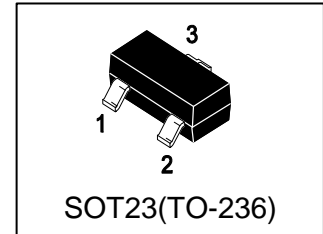


## Dual Series Schottky Barrier Diode

### 1. FEATURES

- We declare that the material of product compliance with RoHS requirements and Halogen Free.
- S- prefix for automotive and other applications requiring unique site and control change requirements; AEC-Q101 qualified and PPAP capable.
- Extremely Fast Switching Speed
- Low Forward Voltage — 0.35 Volts (Typ) @  $I_F = 10 \text{ mAdc}$



### 2. DEVICE MARKING AND ORDERING INFORMATION

Device	Marking	Shipping
BAT54C	5C	3000/Tape&Reel

### 3. MAXIMUM RATINGS( $T_a = 25^\circ\text{C}$ )

Parameter	Symbol	Limits	Unit
Reverse Voltage	VR	30	Vdc
Forward Current	IF	200	mAdc

### 4. THERMAL CHARACTERISTICS

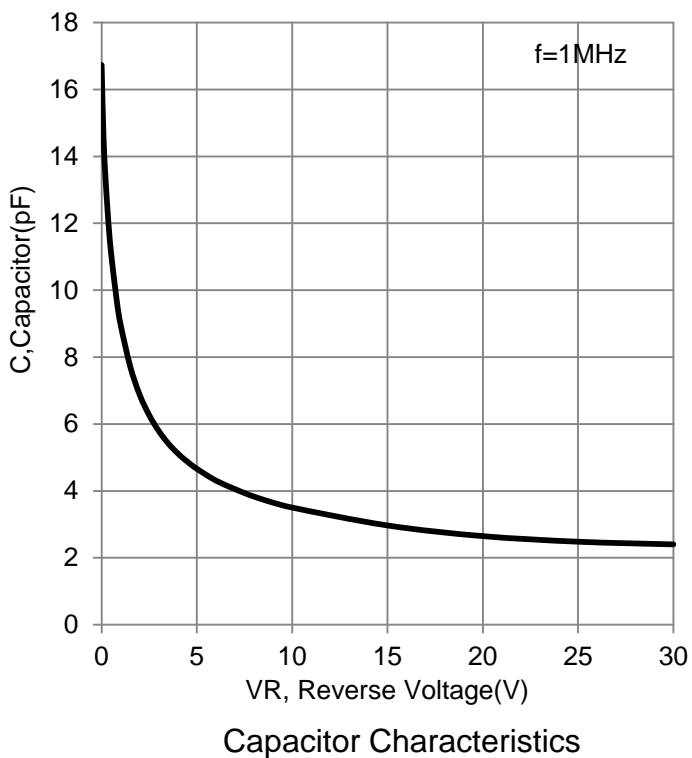
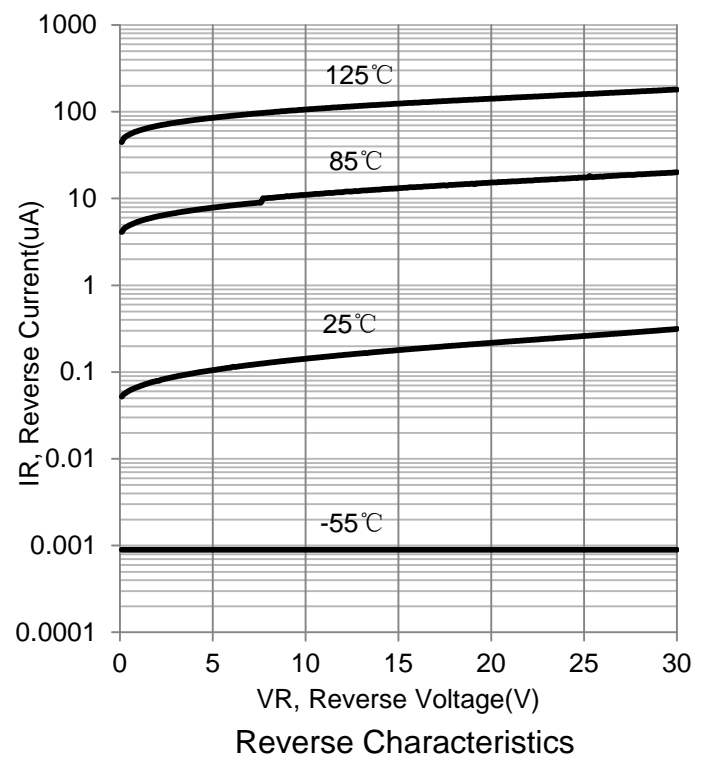
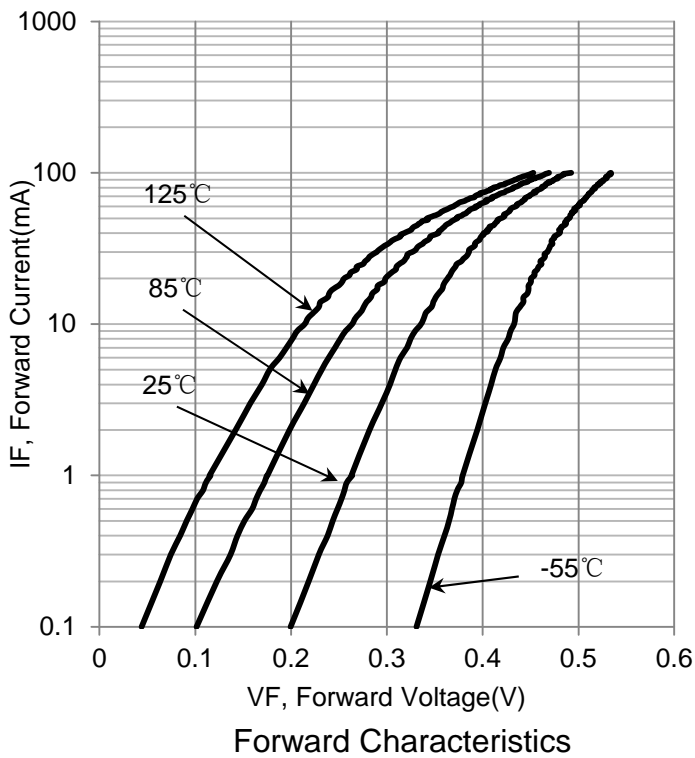
Parameter	Symbol	Limits	Unit
Total Device Dissipation, FR-5 Board (Note 1) @ $T_A = 25^\circ\text{C}$ Derate above $25^\circ\text{C}$	PD	225 1.8	mW mW/ $^\circ\text{C}$
Thermal Resistance, Junction-to-Ambient(Note 1)	R $\theta$ JA	556	$^\circ\text{C}/\text{W}$
Junction and Storage temperature	TJ, Tstg	-55~+125	$^\circ\text{C}$

1. FR-5 = 1.0×0.75×0.062 in.

## 5. ELECTRICAL CHARACTERISTICS (Ta= 25°C)

Characteristic	Symbol	Min.	Typ.	Max.	Unit
Reverse Breakdown Voltage (IR = 10μAdc)	VBR	30	-	-	V
Reverse Voltage Leakage Current (VR = 25Vdc)	IR	-	0.5	2	μA
Diode Capacitance (VR =1.0V , f = 1.0 MHz)	CT	-	-	10	pF
Forward Voltage (IF = 0.1 mAdc)	VF	-	0.22	0.24	V
(IF = 1 mAdc)		-	0.29	0.32	
(IF = 10 mAdc)		-	0.35	0.4	
(IF = 30 mAdc)		-	0.41	0.5	
(IF = 100 mAdc)		-	0.52	1	
Reverse Recovery Time (IF = IR = 10 mAdc, IR(REC) = 1.0 mAdc)	trr	-	-	5	ns
Repetitive Peak Forward Current	IFRM	-	-	300	mA
Non–Repetitive Peak Forward Current (t < 1.0 s)	IFSM	-	-	600	mA

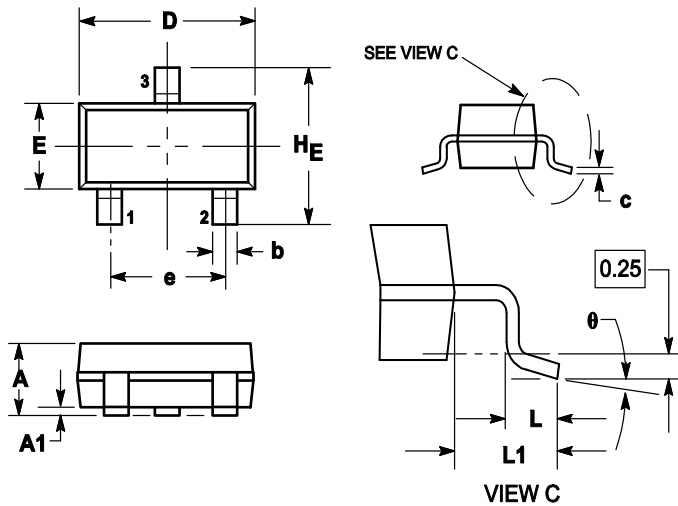
## 6. ELECTRICAL CHARACTERISTICS CURVES



## 7. OUTLINE AND DIMENSIONS

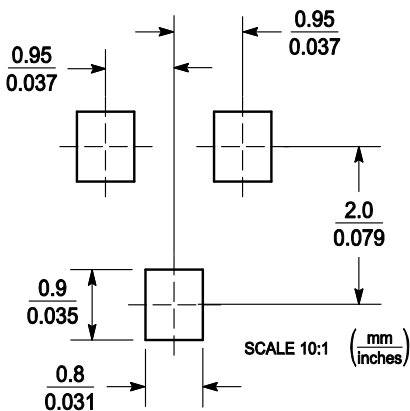
Notes:

1. DIMENSIONING AND TOLERANCING PER ANSI Y14.5M, 1982.
2. CONTROLLING DIMENSION: MILLIMETERS.
3. MAXIMUM LEAD THICKNESS INCLUDES LEAD FINISH. MINIMUM LEAD THICKNESS IS THE MINIMUM THICKNESS OF BASE MATERIAL.
4. DIMENSIONS D AND E DO NOT INCLUDE MOLD FLASH, PROTRUSIONS OR GATE BURRS.



DIM	MILLIMETERS			INCHES		
	MIN	NOM	MAX	MIN	NOM	MAX
A	0.89	1	1.11	0.035	0.04	0.044
A1	0.01	0.06	0.1	0.001	0.002	0.004
b	0.37	0.44	0.5	0.015	0.018	0.02
c	0.09	0.13	0.18	0.003	0.005	0.007
D	2.80	2.9	3.04	0.11	0.114	0.12
E	1.20	1.3	1.4	0.047	0.051	0.055
e	1.78	1.9	2.04	0.07	0.075	0.081
L	0.10	0.2	0.3	0.004	0.008	0.012
L1	0.35	0.54	0.69	0.014	0.021	0.029
HE	2.10	2.4	2.64	0.083	0.094	0.104
$\theta$	0°	---	10°	0°	---	10°

## 8. SOLDERING FOOTPRINT



## 9. CONTACT INFORMATION

WPMTEK Incorporated Limited  
 Room 206-207, 2nd Floor, Block 3, Minxing Industry Park, Minzhi Longhua New District, Shenzhen  
 TEL: 86755-29308003 FAX: 86755-23739900

## X-ON Electronics

Largest Supplier of Electrical and Electronic Components

*Click to view similar products for [Schottky Diodes & Rectifiers](#) category:*

*Click to view products by [WPMtek](#) manufacturer:*

Other Similar products are found below :

[MA4E2039](#) [MA4E2508M-1112](#) [MBR10100CT-BP](#) [MBR1545CT](#) [MMBD301M3T5G](#) [GS1JE-TP](#) [RB160M-50TR](#) [BAS 3010S-02LRH E6327](#)  
[BAT 54-02LRH E6327](#) [NSR05F40QNXT5G](#) [NSVR05F40NXT5G](#) [NTE555](#) [JANS1N6640](#) [SB07-03C-TB-H](#) [SBS818-TL-E](#) [SK310-T](#)  
[SK33A-TP](#) [SK34B-TP](#) [SS3003CH-TL-E](#) [PDS3100Q-7](#) [GA01SHT18](#) [CRS10I30A\(TE85L,QM](#) [MA4E2501L-1290](#) [MBRB30H30CT-1G](#)  
[DMJ3940-000](#) [SB007-03C-TB-E](#) [SK32A-TP](#) [SK33B-TP](#) [SK35A-TP](#) [SK38B-LTP](#) [SK38B-TP](#) [NRVBM120LT1G](#) [NTE505](#)  
[NTSB30U100CT-1G](#) [SS0503SH-TL-E](#) [VS-6CWQ10FNHM3](#) [CRG04\(T5L,TEMQ\)](#) [ACDBA1100LR-HF](#) [ACDBA1200-HF](#) [ACDBA2100-HF](#)  
[ACDBA240-HF](#) [ACDBA3100-HF](#) [CDBQC0530L-HF](#) [ACDBA260LR-HF](#) [ACDBA1100-HF](#) [MA4E2502L-1246](#) [10BQ060-M3/5BT](#)  
[NRVB130LSFT1G](#) [CRS08TE85LQM](#) [PMAD1108-LF](#)