

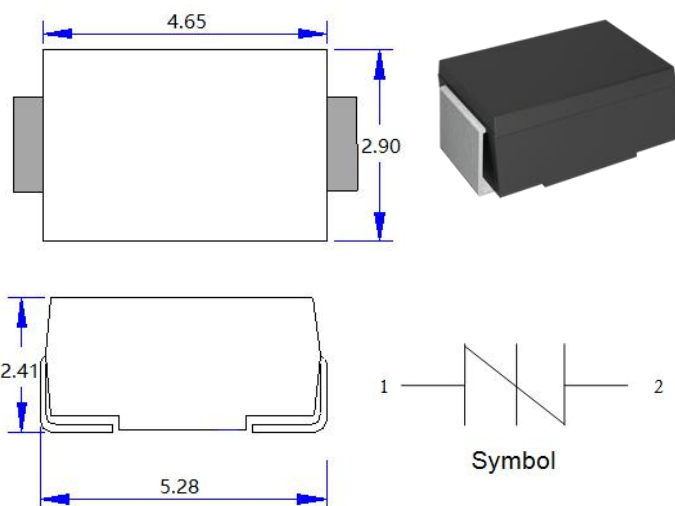
Description

P0080TVB thyristors are a type of semi-conduct component. They are designed in applications, modems, telephones, line cards, answering machines, FAX machines, SLICs, T1/E1, xDSL, PBXs and more. This series can be used to provide protection in accordance with industry standards such as FCC Part 68, ANSI C62.41, UL 1459, GR-1089-CORE, IEC 61000-2, IEC 61000-4 and IEC 61000-4-5 requirements

Features

- Cannot be damaged by voltage
- Eliminate hysteresis and heat dissipation typically found with clamping devices
- Eliminate voltage overshoot caused by fast-rising transients
- Are non-degenerative
- Will not fatigue
- Meets MSL level 1, per J-STD-020

Dimensions & Symbol (Unit: mm Max)



Mechanical characteristics

Package: SMA

- Case Material: "Green" Molding Compound.
- Lead Finish: Matte Tin
- UL Flammability Classification Rating 94V-0
- Standard Packaging: 12mm tape (EIA STD RS-481)
- Weight: 0.07g
- Terminal Connections: See Diagram Below
- Marking Information: See Below

Applications

- SLIC Line Card
- T1/E1 Trunk & Line Card
- DBX Branch Exchange Switches
- FCC Part 68 Customer Premise Equipment
- Line Interface Modem
- xDSL Architecture Interface

Marking information



Details marking code reference customer approval list

Ordering information

Out line	Reel (pcs)	Per carton (pcs)	Reel diameters (mm)
Taping	5K	80K	330

Absolute Maximum Ratings ($T_A=25^{\circ}\text{C}$, RH=45%-75%, unless otherwise noted)

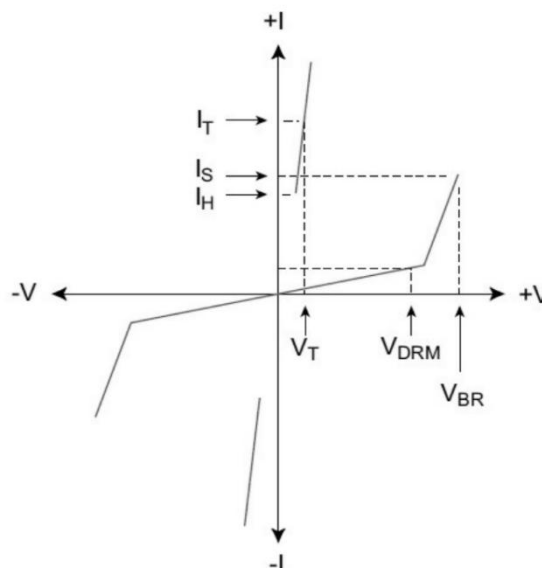
Parameter	Symbol	Value	Unit
Storage temperature range	T_{stg}	-60 to +150	$^{\circ}\text{C}$
Operating junction temperature range	T_j	-40 to +150	$^{\circ}\text{C}$
Repetitive peak pulse current	I_{PP}	50	A

Electrical Characteristics ($T_A=25^{\circ}\text{C}$)

Part Number	V_{RM}	I_{RM}	V_{BO}	I_{BO}	V_{T}	I_{T}	C_{O}	I_{H}
	Min.	Max.	Max.		Max.		Typ.	Typ.
	V	μA	V	mA	V	A	pF	mA
P0080TVB	6.5	5	25	800	4	2.2	8	25

Electrical Parameters & V-I Curve

Symbol	Parameter
V_{DRM}	Peak off-state voltage
I_{DRM}	Off-state current
V_{S}	Switching voltage
I_{S}	Switching current
V_{T}	On-state voltage
I_{T}	On-state current
I_{H}	Holding current
C_{O}	Off-state capacitance



Surge ratings

Series	I_{PP} (A) min			
	2×10 μs	8×20 μs	5×320 μs	10×1000 μs
A	100	90	50	35

Ratings and V-I Characteristics Curves ($T_A=25^\circ\text{C}$, unless otherwise noted)

Reflow Condition		Pb-Free assembly (see FIG.2)
Pre Heat	-Temperature Min ($T_{s(\min)}$)	+150°C
	-Temperature Max($T_{s(\max)}$)	+200°C
	-Time (Min to Max) (ts)	60-180 secs.
Average ramp up rate (Liquid us Temp (T_L) to peak)		3°C/sec. Max
$T_{s(\max)}$ to T_L - Ramp-up Rate		3°C/sec. Max
Reflow	-Temperature(T_L) (Liquid us)	+217°C
	-Temperature(t_L)	60-150 secs.
Peak Temp (T_p)		+260(+0/-5)°C
Time within 5°C of actual Peak Temp (t_p)		30 secs. Max
Ramp-down Rate		6°C/sec. Max
Time 25°C to Peak Temp (T_p)		8 min. Max
Do not exceed		+260°C

FIG.1: $t_r \times t_d$ pulse waveform

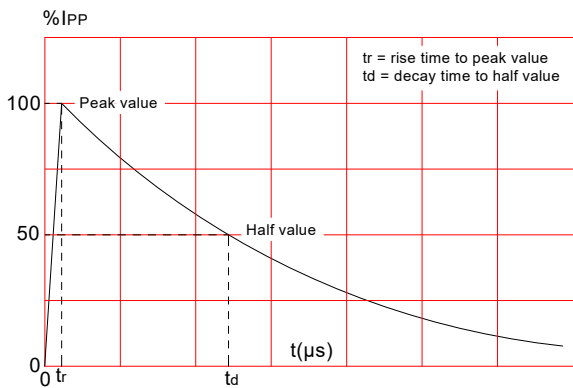


FIG.2: Reflow condition

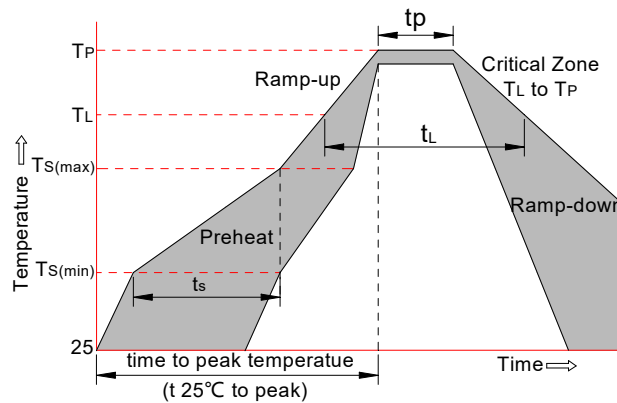


FIG.3: Normalized V_s change vs. junction temperature

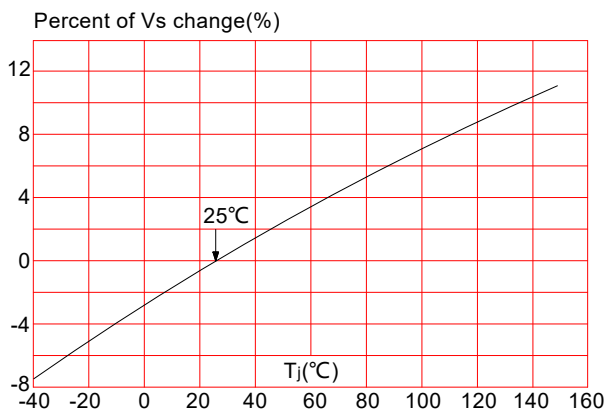
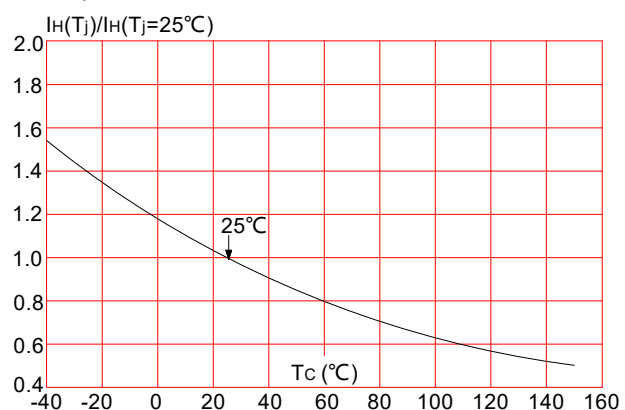
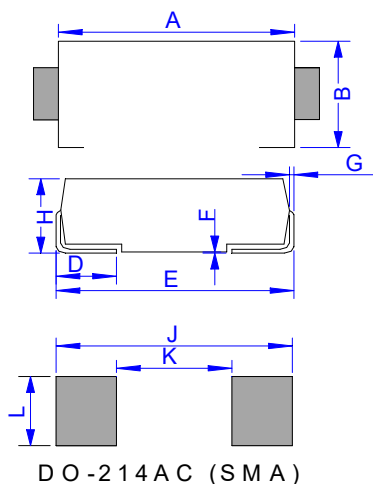


FIG.4: Normalized DC holding current vs. case temperature



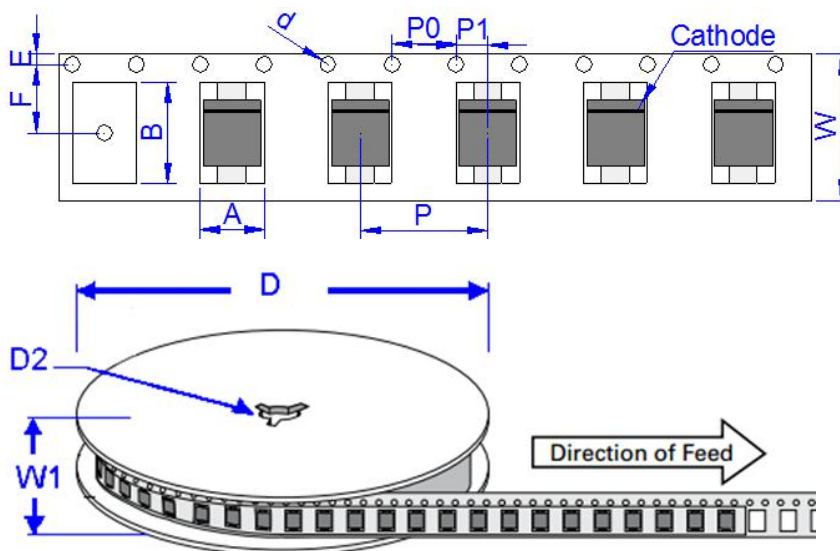
Package Mechanical Data



Ref.	Dimensions			
	Millimeters		Inches	
	Min.	Max.	Min.	Max.
A	4.25	4.65	0.167	0.183
B	2.50	2.90	0.098	0.114
C	1.35	1.65	0.053	0.065
D	0.76	1.52	0.030	0.060
E	4.93	5.28	0.194	0.208
F	0.051	0.203	0.002	0.008
G	0.15	0.31	0.006	0.012
H	1.98	2.41	0.078	0.095
J	6.50		0.256	
K		2.30		0.090
L	1.70		0.067	

Tape & Reel Specification (SMA)

Ref.	Dimensions	
	Millimeters	Inches
A	2.79 ± 0.3	0.110 ± 0.012
B	5.33 ± 0.3	0.210 ± 0.012
d	1.5 ± 0.1	0.059 ± 0.004
D	330.0	13.0
D2	13 ± 1	0.512 ± 0.039
E	1.5 ± 0.2	0.059 ± 0.008
F	5.65 ± 0.2	0.222 ± 0.008
P	4.0 ± 0.2	0.157 ± 0.008
P0	4.0 ± 0.2	0.157 ± 0.008
P1	2.0 ± 0.2	0.079 ± 0.008
W	12.0 ± 0.2	0.472 ± 0.008
W1	16.8 ± 2.0	0.661 ± 0.079



Contact Information

WPMTEK Incorporated Limited

Floor 1 Building 4#, Binxianghua Industry Park, No.7,

Huada Road, Hualian Community, Longhua New District, Shenzhen

TEL: 86755-29308003

FAX: 86755-23739900

wpmtek Incorporated Limited (WPM) reserves the right to make changes to the product specification and data in this document without notice. WPM makes no warranty, representation or guarantee regarding the suitability of its products for any particular purpose, nor does WPM assume any liability arising from the application or use of any products or circuits, and specifically dis-claims any and all liability, including without limitation special, consequential or incidental damages.

X-ON Electronics

Largest Supplier of Electrical and Electronic Components

Click to view similar products for Thyristor Surge Protection Devices - TSPD category:

Click to view products by WPMtek manufacturer:

Other Similar products are found below :

[TT700N22KOFTIMHPSA1](#) [TT820N16KOFTIMHPSA1](#) [MMT08B310T3](#) [BS4200N-2C](#) [BS0060M-3](#) [BEP4200TB](#) [BS1300N-C-F](#) [BS4200N-C-2](#) [BS4000M](#) [BEP0300SB](#) [P0080SB](#) [P0080F](#) [P3500SB](#) [P0720SC](#) [P3100SB](#) [P0720EC](#) [P4500Q22CLRP](#) [P0080SC](#) [P0640SC](#) [P4200SC](#) [P0640SB](#) [P0080SB](#) [P3100SC](#) [P4200SB](#) [P0640SC](#) [P2300SC](#) [P2300LA](#) [BS0300N-C-F](#) [BTISP61089BDR-S](#) [P1100SC](#) [P3100SC](#) [P2600EB](#) [P3500SC](#) [SKKH 106/12E](#) [SKKH 106/18E](#) [SKKH 162/14E](#) [SKKH 57/16E](#) [SKKH 72/08E](#) [NP3100SBT3G](#) [SK20NHMH10](#) [P3800FNLTP](#) [TB2300L-13-F](#) [TISP4030L1BJR-S](#) [P4800MEL](#) [TISP4P035L1NR-S](#) [TISP4011H1BJR-S](#) [P2600SDLRP](#) [SKKH 72/16E](#) [SKKH 72/20E H4](#) [SKKH92/16E](#)