

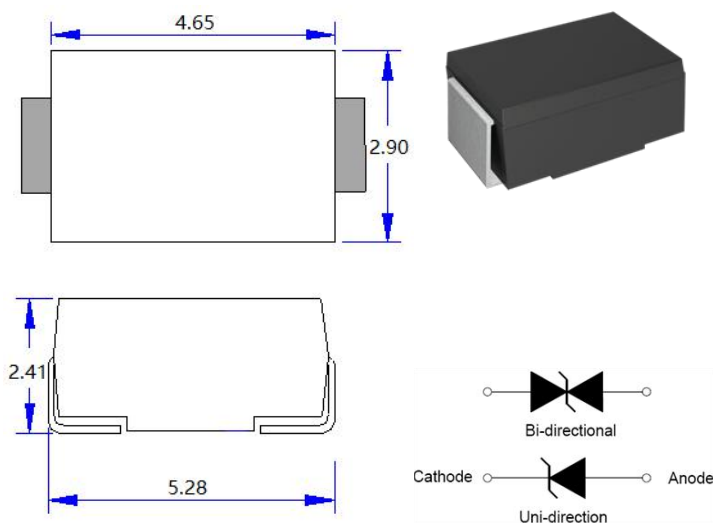
Description

TVS diodes can be used in a wide range of applications which like consumer electronic products, automotive industries, munitions, telecommunications, aerospace industries, and intelligent control systems.

Features

- Glass passivated or planar junction
- Excellent clamping capability
- Repetition rate (duty cycle): 0.01%
- Low profile package and low inductance
- 400W Peak Pulse power capability at 10×1000μs waveform.
- Fast response time: typically less than 1.0ps from 0V to V_{BR} min.
- High temperature soldering: 260°C/10s at terminals.
- Plastic package has Underwriters Laboratory Flammability 94V-0.
- For surface mounted applications in order to optimize board space.

Dimensions & Symbol (Unit: mm Max)



Mechanical Characteristics

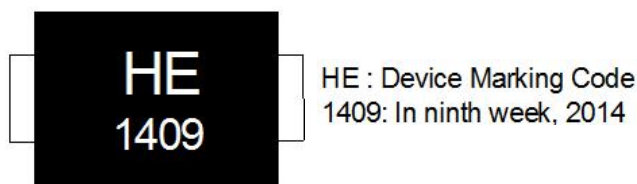
Package: SMA/DO-214AC

- Case Material: "Green" Molding Compound.
- UL Flammability Classification Rating 94V-0
- Polarity: Color band denotes cathode except bi-directional models
- Standard Packaging: 12mm tape (EIA STD RS-481)
- Weight: 0.07g
- Terminal Connections: See Diagram Below
- Marking Information: See Below

Applications

- I/O Interface.
- AC/DC Power supply
- Low frequency signal transmission line (RS232, RS485, etc.)

Marking Information



Ordering Information

| Out line | Reel (pcs) | Per carton (pcs) | Reel diameters (mm) |
|----------|------------|------------------|---------------------|
| Taping | 5K | 80K | 330 |

Electrical Characteristics (T_A=25°C)

| Part Number | | Marking | | V _R | I _R @ V _R | V _{BR} @I _T | | I _T | V _C @I _{PP} | I _{PP} ^① |
|-------------|-----------|---------|----|----------------|------------------------------------|---------------------------------|--------|----------------|---------------------------------|------------------------------|
| Uni-Polar | Bi-Polar | Uni | Bi | V | μA | min(V) | max(V) | mA | max(V) | A |
| SMAJ5.0A | SMAJ5.0CA | HE | TE | 5.0 | 800 | 6.40 | 7.00 | 10 | 9.2 | 43.5 |
| SMAJ6.0A | SMAJ6.0CA | HG | TG | 6.0 | 800 | 6.67 | 7.37 | 10 | 10.3 | 38.8 |
| SMAJ6.5A | SMAJ6.5CA | HK | TK | 6.5 | 500 | 7.22 | 7.98 | 10 | 11.2 | 35.7 |
| SMAJ7.0A | SMAJ7.0CA | HM | TM | 7.0 | 200 | 7.78 | 8.60 | 10 | 12.0 | 33.3 |
| SMAJ7.5A | SMAJ7.5CA | HP | TP | 7.5 | 100 | 8.33 | 9.21 | 1 | 12.9 | 31.0 |
| SMAJ8.0A | SMAJ8.0CA | HR | TR | 8.0 | 50 | 8.89 | 9.83 | 1 | 13.6 | 29.4 |
| SMAJ8.5A | SMAJ8.5CA | HT | TT | 8.5 | 20 | 9.44 | 10.40 | 1 | 14.4 | 27.8 |
| SMAJ9.0A | SMAJ9.0CA | HV | TV | 9.0 | 10 | 10.00 | 11.10 | 1 | 15.4 | 26.0 |
| SMAJ10A | SMAJ10CA | HX | TX | 10.0 | 10 | 11.10 | 12.30 | 1 | 17.0 | 23.5 |
| SMAJ11A | SMAJ11CA | HZ | TZ | 11.0 | 1 | 12.20 | 13.50 | 1 | 18.2 | 22.0 |
| SMAJ12A | SMAJ12CA | IE | UE | 12.0 | 1 | 13.30 | 14.70 | 1 | 19.9 | 20.1 |
| SMAJ13A | SMAJ13CA | IG | UG | 13.0 | 1 | 14.40 | 15.90 | 1 | 21.5 | 18.6 |
| SMAJ14A | SMAJ14CA | IK | UK | 14.0 | 1 | 15.60 | 17.20 | 1 | 23.2 | 17.3 |
| SMAJ15A | SMAJ15CA | IM | UM | 15.0 | 1 | 16.70 | 18.50 | 1 | 24.4 | 16.4 |
| SMAJ16A | SMAJ16CA | IP | UP | 16.0 | 1 | 17.80 | 19.70 | 1 | 26.0 | 15.4 |
| SMAJ17A | SMAJ17CA | IR | UR | 17.0 | 1 | 18.90 | 20.90 | 1 | 27.6 | 14.5 |
| SMAJ18A | SMAJ18CA | IT | UT | 18.0 | 1 | 20.00 | 22.10 | 1 | 29.2 | 13.7 |
| SMAJ20A | SMAJ20CA | IV | UV | 20.0 | 1 | 22.20 | 24.50 | 1 | 32.4 | 12.4 |
| SMAJ22A | SMAJ22CA | IX | UX | 22.0 | 1 | 24.40 | 26.90 | 1 | 35.5 | 11.3 |
| SMAJ24A | SMAJ24CA | IZ | UZ | 24.0 | 1 | 26.70 | 29.50 | 1 | 38.9 | 10.3 |
| SMAJ26A | SMAJ26CA | JE | VE | 26.0 | 1 | 28.90 | 31.90 | 1 | 42.1 | 9.5 |
| SMAJ28A | SMAJ28CA | JG | VG | 28.0 | 1 | 31.10 | 34.40 | 1 | 45.4 | 8.8 |
| SMAJ30A | SMAJ30CA | JK | VK | 30.0 | 1 | 33.30 | 36.80 | 1 | 48.4 | 8.3 |
| SMAJ33A | SMAJ33CA | JM | VM | 33.0 | 1 | 36.70 | 40.60 | 1 | 53.3 | 7.5 |
| SMAJ36A | SMAJ36CA | JP | VP | 36.0 | 1 | 40.00 | 44.20 | 1 | 58.1 | 6.9 |
| SMAJ40A | SMAJ40CA | JR | VR | 40.0 | 1 | 44.40 | 49.10 | 1 | 64.5 | 6.2 |
| SMAJ43A | SMAJ43CA | JT | VT | 43.0 | 1 | 47.80 | 52.80 | 1 | 69.4 | 5.8 |
| SMAJ45A | SMAJ45CA | JV | VV | 45.0 | 1 | 50.00 | 55.30 | 1 | 72.7 | 5.5 |
| SMAJ48A | SMAJ48CA | JX | VX | 48.0 | 1 | 53.30 | 58.90 | 1 | 77.4 | 5.2 |

Electrical Characteristics (T_A=25°C, continued)

| Part Number | | Marking | | V _R | I _R @ V _R | V _{BR} @I _T | | I _T | V _C @I _{PP} | I _{PP} ^① |
|-------------|-----------|---------|----|----------------|------------------------------------|---------------------------------|--------|----------------|---------------------------------|------------------------------|
| Uni-Polar | Bi-Polar | Uni | Bi | V | μA | min(V) | max(V) | mA | max(V) | A |
| SMAJ51A | SMAJ51CA | JZ | VZ | 51.0 | 1 | 56.70 | 62.70 | 1 | 82.4 | 4.9 |
| SMAJ54A | SMAJ54CA | RE | WE | 54.0 | 1 | 60.00 | 66.30 | 1 | 87.1 | 4.6 |
| SMAJ58A | SMAJ58CA | RG | WG | 58.0 | 1 | 64.40 | 71.20 | 1 | 93.6 | 4.3 |
| SMAJ60A | SMAJ60CA | RK | WK | 60.0 | 1 | 66.70 | 73.70 | 1 | 96.8 | 4.1 |
| SMAJ64A | SMAJ64CA | RM | WM | 64.0 | 1 | 71.10 | 78.60 | 1 | 103.0 | 3.9 |
| SMAJ70A | SMAJ70CA | RP | WP | 70.0 | 1 | 77.80 | 86.00 | 1 | 113.0 | 3.6 |
| SMAJ75A | SMAJ75CA | RR | WR | 75.0 | 1 | 83.30 | 92.10 | 1 | 121.0 | 3.3 |
| SMAJ78A | SMAJ78CA | RT | WT | 78.0 | 1 | 86.70 | 95.80 | 1 | 126.0 | 3.2 |
| SMAJ85A | SMAJ85CA | RV | WV | 85.0 | 1 | 94.40 | 104.0 | 1 | 137.0 | 2.9 |
| SMAJ90A | SMAJ90CA | RX | WX | 90.0 | 1 | 100.0 | 111.0 | 1 | 146.0 | 2.8 |
| SMAJ100A | SMAJ100CA | RZ | WZ | 100.0 | 1 | 111.0 | 123.0 | 1 | 162.0 | 2.5 |
| SMAJ110A | SMAJ110CA | SE | XE | 110.0 | 1 | 122.0 | 135.0 | 1 | 177.0 | 2.3 |
| SMAJ120A | SMAJ120CA | SG | XG | 120.0 | 1 | 133.0 | 147.0 | 1 | 193.0 | 2.1 |
| SMAJ130A | SMAJ130CA | SK | XK | 130.0 | 1 | 144.0 | 159.0 | 1 | 209.0 | 1.9 |
| SMAJ150A | SMAJ150CA | SM | XM | 150.0 | 1 | 167.0 | 185.0 | 1 | 243.0 | 1.7 |
| SMAJ160A | SMAJ160CA | SP | XP | 160.0 | 1 | 178.0 | 197.0 | 1 | 259.0 | 1.6 |
| SMAJ170A | SMAJ170CA | SR | XR | 170.0 | 1 | 189.0 | 209.0 | 1 | 275.0 | 1.5 |
| SMAJ180A | SMAJ180CA | ST | XT | 180.0 | 1 | 201.0 | 222.0 | 1 | 292.0 | 1.4 |
| SMAJ200A | SMAJ200CA | SX | XX | 200.0 | 1 | 224.0 | 247.0 | 1 | 324.0 | 1.3 |
| SMAJ220A | SMAJ220CA | ZE | YE | 220.0 | 1 | 246.0 | 272.0 | 1 | 356.0 | 1.1 |
| SMAJ250A | SMAJ250CA | ZG | YG | 250.0 | 1 | 279.0 | 309.0 | 1 | 405.0 | 1.0 |
| SMAJ300A | SMAJ300CA | ZK | YK | 300.0 | 1 | 335.0 | 371.0 | 1 | 486.0 | 0.8 |
| SMAJ350A | SMAJ350CA | ZM | YM | 350.0 | 1 | 391.0 | 432.0 | 1 | 567.0 | 0.7 |
| SMAJ400A | SMAJ400CA | ZP | YP | 400.0 | 1 | 447.0 | 494.0 | 1 | 648.0 | 0.6 |
| SMAJ440A | SMAJ440CA | ZR | YR | 440.0 | 1 | 492.0 | 543.0 | 1 | 713.0 | 0.6 |

① Surge waveform: 10/1000μs

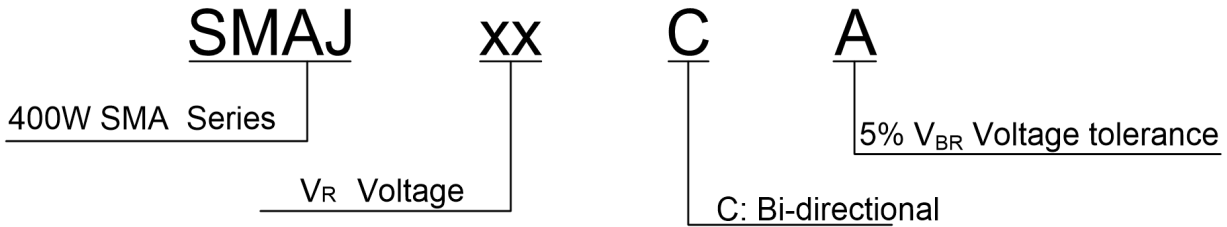
V_R : Stand-off Voltage -- Maximum voltage that can be applied

V_{BR}: Breakdown Voltage

V_C: Clamping Voltage -- Peak voltage measured across the suppressor at a specified I_{pp}

I_R: Reverse Leakage Current

Part Number Code



Absolute Maximum Ratings ($T_A=25^{\circ}\text{C}$, RH=45%-75%, unless otherwise noted)

| Parameter | Symbol | Value | Unit |
|---|-------------|-------------|--------------------|
| Storage temperature range | T_{stg} | -55 to +150 | $^{\circ}\text{C}$ |
| Operating junction temperature range | T_j | -55 to +150 | $^{\circ}\text{C}$ |
| Steady state power dissipation at $T_L=75^{\circ}\text{C}$ | $P_{M(AV)}$ | 3.3 | W |
| Peak pulse power dissipation on 10/1000 μs waveform | P_{PP} | 400 | W |
| Maximum Instantaneous Forward Voltage at 30A for Unidirectional | V_F | 5.0 | V |

Ratings And V-I Characteristics Curves ($T_A=25^{\circ}\text{C}$, unless otherwise noted)

FIG.1:V- I curve characteristics (Uni-directional)

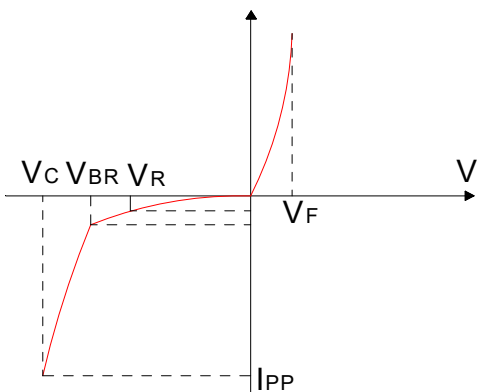


FIG.2:V- I curve characteristics (Bi-directional)

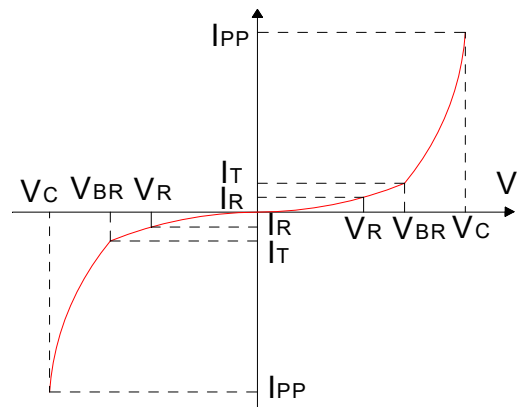


FIG.3: Pulse waveform

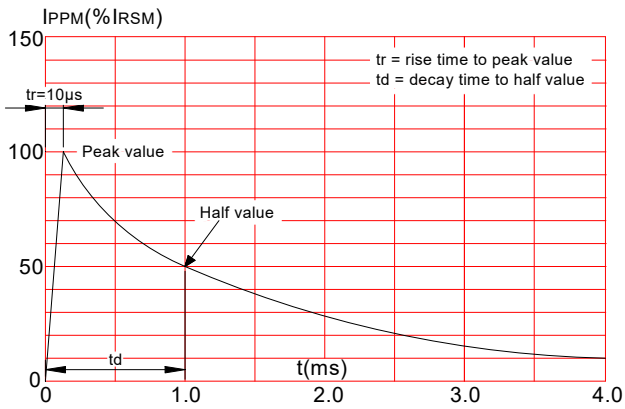
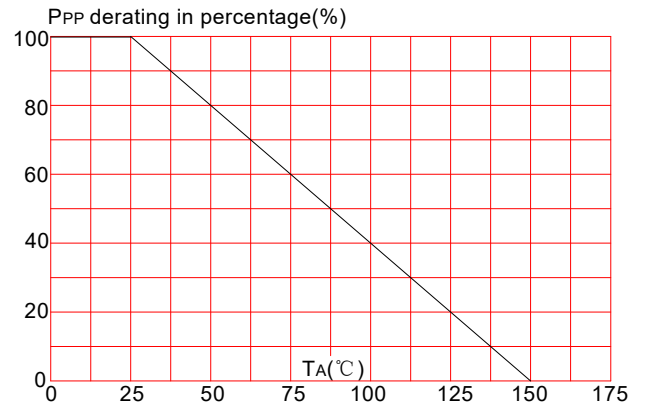
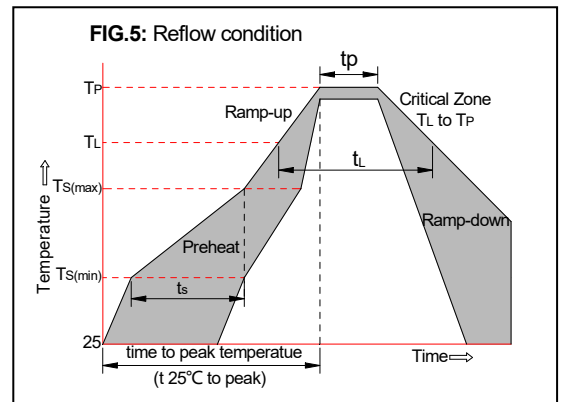


FIG.4: Pulse derating curve

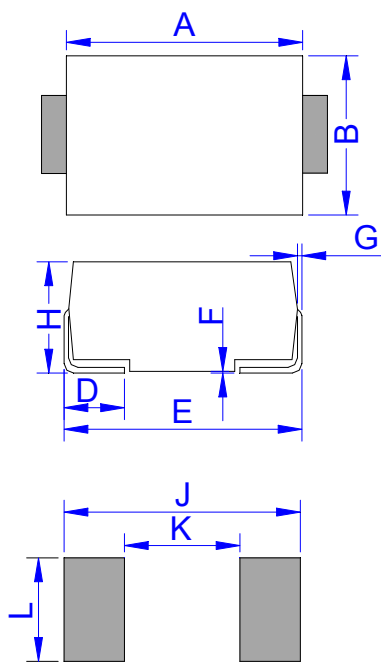


Soldering Parameters

| Reflow Condition | | Pb-Free assembly (see FIG.5) |
|---|-----------------------------------|---------------------------------|
| Pre Heat | -Temperature Min ($T_{s(min)}$) | +150°C |
| | -Temperature Max($T_{s(max)}$) | +200°C |
| | -Time (Min to Max) (t_s) | 60-180 secs. |
| Average ramp up rate (Liquid us Temp (T_L) to peak) | | 3°C/sec. Max |
| $T_{s(max)}$ to T_L - Ramp-up Rate | | 3°C/sec. Max |
| Reflow | -Temperature(T_L)(Liquid us) | +217°C |
| | -Temperature(t_L) | 60-150 secs. |
| Peak Temp (T_p) | | +260(+0/-5)°C |
| Time within 5°C of actual Peak Temp (t_p) | | 30 secs. Max |
| Ramp-down Rate | | 6°C/sec. Max |
| Time 25°C to Peak Temp (T_p) | | 8 min. Max |
| Do not exceed | | +260°C |



Package Mechanical Data

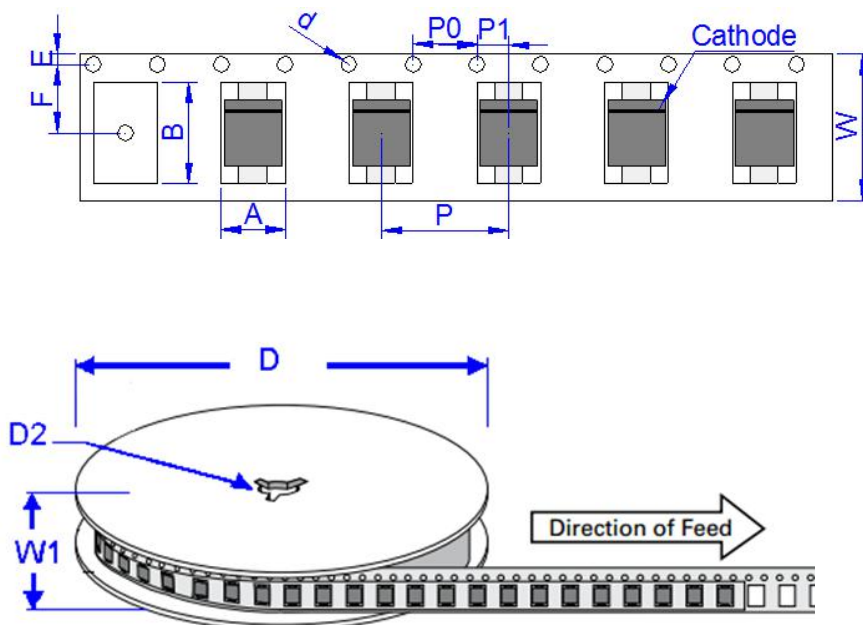


DO-214AC (SMA)

| Ref. | Dimensions | | | |
|------|-------------|-------|--------|-------|
| | Millimeters | | Inches | |
| | Min. | Max. | Min. | Max. |
| A | 4.25 | 4.65 | 0.167 | 0.183 |
| B | 2.50 | 2.90 | 0.098 | 0.114 |
| C | 1.35 | 1.65 | 0.053 | 0.065 |
| D | 0.76 | 1.52 | 0.030 | 0.060 |
| E | 4.93 | 5.28 | 0.194 | 0.208 |
| F | 0.051 | 0.203 | 0.002 | 0.008 |
| G | 0.15 | 0.31 | 0.006 | 0.012 |
| H | 1.98 | 2.41 | 0.078 | 0.095 |
| J | 6.50 | | 0.256 | |
| K | | 2.30 | | 0.090 |
| L | 1.70 | | 0.067 | |

Tape & Reel Specification - SMA

| Ref. | Dimensions | |
|------|-------------|---------------|
| | Millimeters | Inches |
| A | 2.79 ± 0.3 | 0.110 ± 0.012 |
| B | 5.33 ± 0.3 | 0.210 ± 0.012 |
| d | 1.5 ± 0.1 | 0.059 ± 0.004 |
| D | 330.0 | 13.0 |
| D2 | 13 ± 1 | 0.512 ± 0.039 |
| E | 1.5 ± 0.2 | 0.059 ± 0.008 |
| F | 5.65 ± 0.2 | 0.222 ± 0.008 |
| P | 4.0 ± 0.2 | 0.157 ± 0.008 |
| P0 | 4.0 ± 0.2 | 0.157 ± 0.008 |
| P1 | 2.0 ± 0.2 | 0.079 ± 0.008 |
| W | 12.0 ± 0.2 | 0.472 ± 0.008 |
| W1 | 16.8 ± 2.0 | 0.661 ± 0.079 |



Contact Information

WPMTEK Incorporated Limited

Floor 1 Building 4#, Binxianghua Industry Park, No.7,

Huada Road, Hualian Community, Longhua New District, Shenzhen

TEL: 86755-29308003

FAX: 86755-23739900

wpmtek Incorporated Limited (WPM) reserves the right to make changes to the product specification and data in this document without notice. WPM makes no warranty, representation or guarantee regarding the suitability of its products for any particular purpose, nor does WPM assume any liability arising from the application or use of any products or circuits, and specifically dis-claims any and all liability, including without limitation special, consequential or incidental damages.

X-ON Electronics

Largest Supplier of Electrical and Electronic Components

Click to view similar products for [ESD Suppressors / TVS Diodes](#) category:

Click to view products by [WPMtek](#) manufacturer:

Other Similar products are found below :

[60KS200C](#) [D18V0L1B2LP-7B](#) [D5V0F4U5P5-7](#) [DESD5V0U1BB-7](#) [NTE4902](#) [P4KE27CA](#) [P6KE11CA](#) [P6KE39CA-TP](#) [P6KE8.2A](#)
[SA110CA](#) [SA60CA](#) [SA64CA](#) [SMBJ12CATR](#) [SMBJ33CATR](#) [SMBJ8.0A](#) [ESD101-B1-02ELS E6327](#) [ESD105-B1-02EL E6327](#) [ESD112-B1-02EL E6327](#) [ESD119B1W01005E6327XTSA1](#) [ESD5V0L1B02VH6327XTSA1](#) [ESD7451N2T5G](#) [19180-510](#) [CPDT-5V0USP-HF](#)
[3.0SMCJ33CA-F](#) [3.0SMCJ36A-F](#) [HSPC16701B02TP](#) [D3V3Q1B2DLP3-7](#) [D55V0M1B2WS-7](#) [DESD5V0U1BL-7B](#) [DRTR5V0U4SL-7](#)
[SCM1293A-04SO](#) [ESD200-B1-CSP0201 E6327](#) [SM12-7](#) [SMLJ45CA-TP](#) [CEN955 W/DATA](#) [82350120560](#) [VESD12A1A-HD1-GS08](#)
[CPDUR5V0R-HF](#) [CPDQC5V0U-HF](#) [CPDQC5V0USP-HF](#) [CPDQC5V0-HF](#) [D1213A-01LP4-7B](#) [D1213A-02WL-7](#) [MMAD1108/TR13](#)
[5KP100A](#) [5KP15A](#) [5KP18A](#) [5KP48A](#) [5KP90A](#) [5KP90CA](#)