


# Series TX3

## SEAM SEALED CERAMIC 3.2 X 2.5mm SMD



### FEATURE

- Ultra thin, thickness 1.0mm
- Leadless type
- High precision characteristic covering up to high frequency range
- Designed for automatic mounting and reflow soldering
- Emboss taping specification
- The best choice of Bluetooth wireless communication sets, DSN, PDA and mobile phone.



### ELECTRICAL SPECIFICATIONS

Output Frequency Range	12.000 MHz to 48.000 MHz
Mode	see Table 1*
Frequency Tolerance (at 25°C)	±10ppm, ±30ppm or specify
Frequency Stability Over Operating Temperature Characteristics	±10ppm, ±30ppm or specify
Operating Temperature Range	-10 °C to +60 °C -20 °C to +70 °C -40 °C to +85 °C
Storage Temperature Range	-55 °C to + 125 °C
Shunt Capacitance (C <sub>0</sub> )	5.0 pF Max
Driver Level (Typical)	10μW~100μW
Load Capacitance(C <sub>L</sub> )	Series, 16pF, 20pF, 30pF, 32pF, or specify
Aging @25°C 1 <sup>st</sup> year (Max)	±3ppm/year
Shock Resistance	Drop test of 3 times on 2mm stainless plate from 75cm height

**REMARK:** SPECIFICATIONS SUBJECT TO CHANGE WITHOUT PRIOR NOTICE. PLEASE CONFIRM WITH OUR SALES ENGINEER.

### EQUIVALENT SERIES RESISTANCE ( ESR) (Table 1)

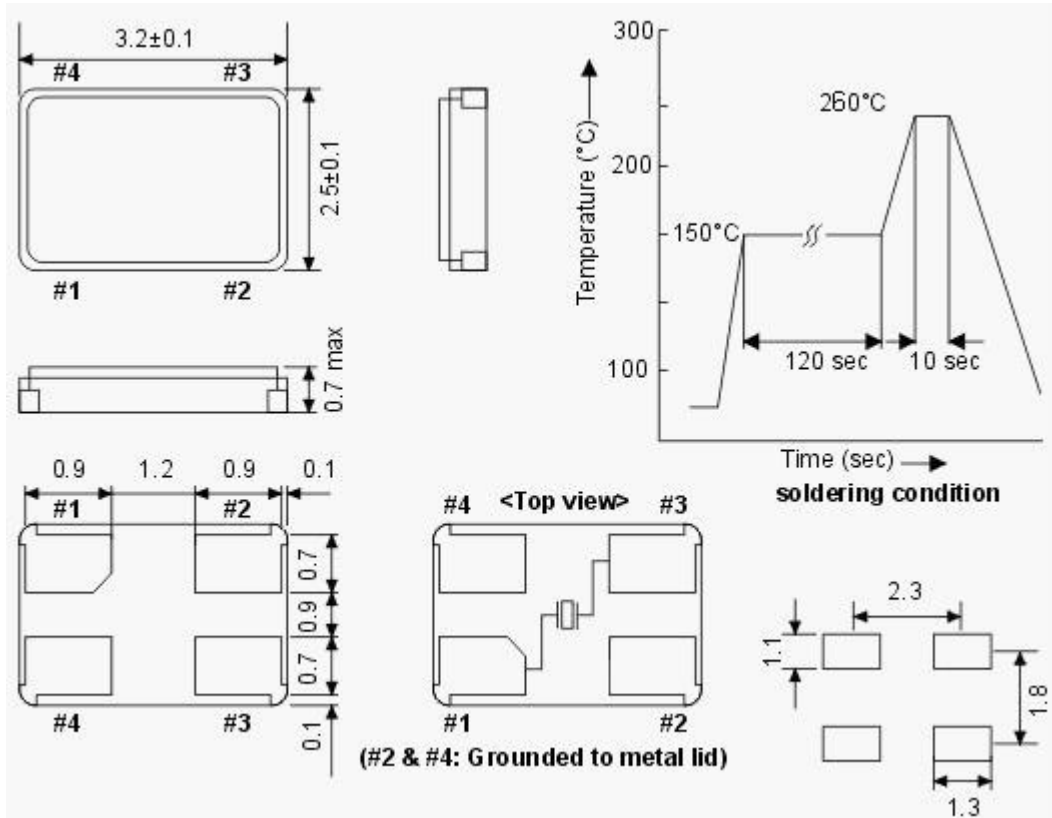
Frequency Range	E.S.R(Ω)	Mode
12~24MHz	80 Ω Max	AT/Fundamental
24~50MHz	60 Ω Max	AT/Fundamental

# Series TX3

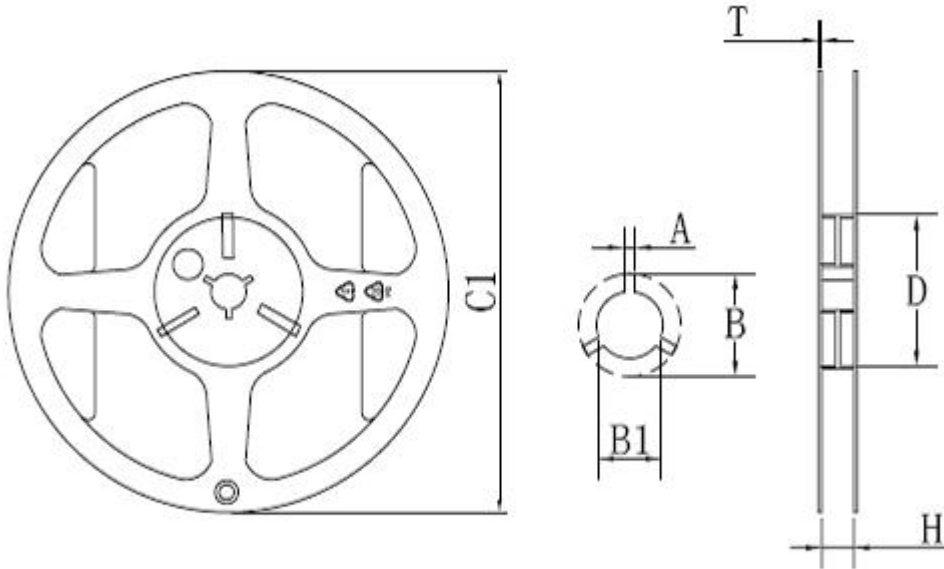
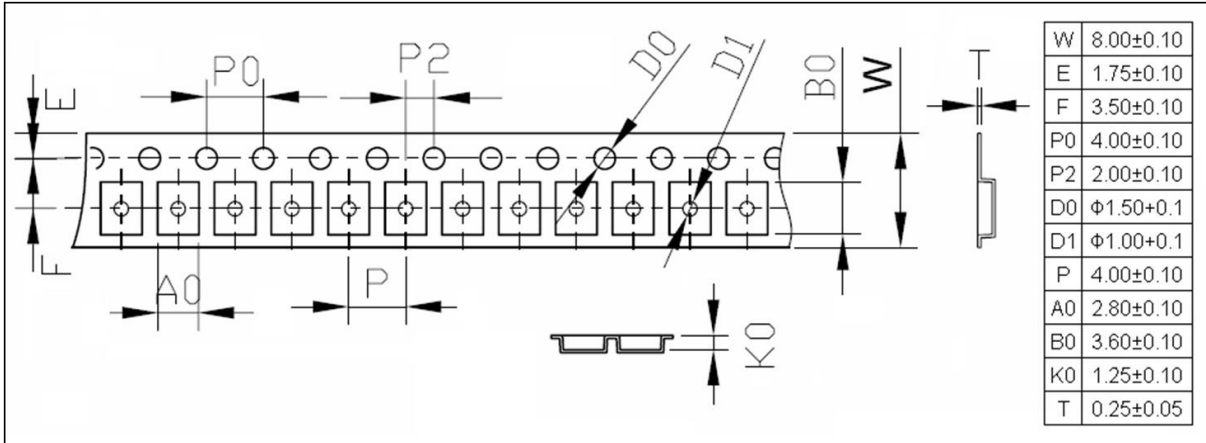
## SEAM SEALED CERAMIC 3.2 X 2.5mm SMD



### Dimension



**Series TX3**  
**SEAM SEALED CERAMIC 3.2 X 2.5mm SMD**  
**Tape & Reel**



<b>C1±1</b>	<b>A±0.3</b>	<b>B±0.3</b>	<b>B1±0.3</b>	<b>T±0.2</b>	<b>D±0.5</b>	<b>H<sub>-0.5</sub><sup>+0.5</sup></b>
178	2.5	21.0	13.2	1.0	60.5	8.5

## X-ON Electronics

Largest Supplier of Electrical and Electronic Components

*Click to view similar products for [Crystals](#) category:*

*Click to view products by [WTL](#) manufacturer:*

Other Similar products are found below :

[CX3225GB25000M0PPSZ1](#) [718-13.2-1](#) [MC405 32.0000K-R3:PURE SN](#) [7A-40.000MAAE-T](#) [FL2000085](#) [99-BU](#) [9B-15.360MBBK-B](#) [9C-7.680MBBK-T](#) [H10S-12.000-18-EXT-TR](#) [ABC2-6.000MHZ-D4Z-T](#) [ABLS-20.000MHZ-D2-T](#) [ABS071-32.768KHZ-6-T](#) [R38-32.768-12.5-5PPM-NPB](#) [BTD1062E05A-513](#) [21U15A-21.4MHZ](#) [RTX-781DF1-S-20.950](#) [LFXTAL066198Cutt](#) [9C-14.31818MBBK-T](#) [A-11.000MHZ-27](#) [ABL-27.000MHZ-B4Y-T](#) [ABM11-132-24.000MHZ-T3](#) [ABM3B1-25.000MHZ-D2Y-T](#) [SPT2A-.032768B](#) [SPT2A.032768G](#) [SSPT7F-9PF20-R](#) [FX325BS-38.88EEM1201](#) [LFXTAL065253Cutt](#) [LFXTAL066431Cutt](#) [XT9S20ANA14M7456](#) [XT9SNLANA16M](#) [646G-24-2](#) [7A-24.576MBBK-T](#) [7B-30.000MBBK-T](#) [7A-14.31818MBBK-T](#) [6504-202-1501](#) [6526-202-1501](#) [ABLS-12.000MHZ-B2Y-T](#) [7A-10.000MBBK-T](#) [SG636PCE-20.000MC](#) [3404](#) [E1SAA18-25.000M TR](#) [CM315D32768EZFT](#) [C1E-24.000-7-2020-R](#) [C1E-19.200-12-1530-X-R](#) [C1E-16.000-12-1530-X-R](#) [ABM11-16.000MHZ-9-B1U-T](#) [FL5000014](#) [EUCA18-3.1872M](#) [FX0800015](#) [425F35E027M0000](#)