

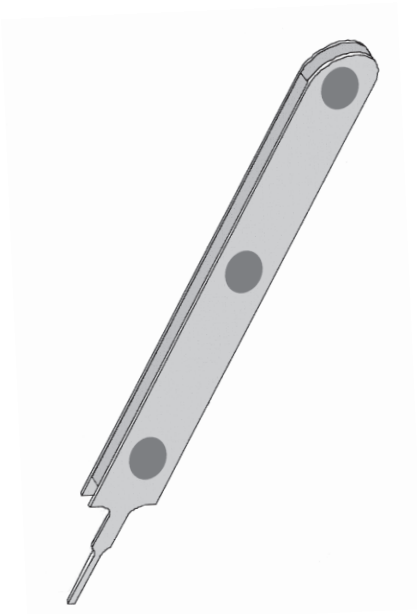
1

2

3

4

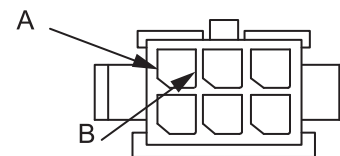
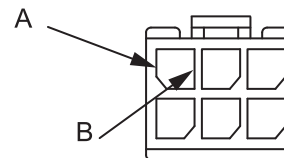
5



### OPERATION

- 1 - INSERT THE TIP OF THE TOOL DOWN SIDE "A" OR "B", ON THE MATING END OF THE PLUG OR RECEPTACLE , TO THE STOP.
- 2 - ROTATE TOOL CLOCKWISE THEN COUNTER-CLOCKWISE APPROXIMATELY 25° TO 30° IN EACH DIRECTION, ONCE OR TWICE.
- 3 - REPEAT STEPS 1 AND 2 ON OPPOSITE SIDE OF TERMINAL.
- 4 - PULL ON THE WIRE AND REMOVE THE TERMINAL FROM THE HOUSING.

**NOTE: WHEN A TERMINAL IS REMOVED IN THIS MANNER THE LOCKING TANGS ARE DAMAGED AND THE TERMINAL IS NOT REUSABLE.**



RoHS Compliant

G				PROJECTION: 	GENERAL TOLERANCE .X = +/- 0.2 .XX = +/- 0.15		DESCRIPTION: MPC3 EXTRACTION TOOLING	SIZE <b>A4</b>
F								
E								
D								
C				APPROVAL: RJ	UNIT: MM	WERI PART NO: 600662		
B	10-NOV-10	PART NUMBER	GG		SCALE:			
A	10-APR-07	PDF	JP		SHEET: 2/2			
REV	DATE	FILE	BY		DRAW: PEARL			

## X-ON Electronics

Largest Supplier of Electrical and Electronic Components

*Click to view similar products for [Punches & Dies](#) category:*

*Click to view products by [Wurth](#) manufacturer:*

Other Similar products are found below :

[58510-1](#) [63454-1601](#) [63457-0056](#) [63457-3401](#) [730-5/8](#) [730BB-1-3/8](#) [PV-670508-001](#) [1328](#) [1338](#) [13782656](#) [13782673](#) [13782686](#) [AR-24](#)  
[1528-TL](#) [1583609-1](#) [1720](#) [1762951-1](#) [2063500-2](#) [19031-0168](#) [AR-20](#) [313336-3](#) [11-19-3122](#) [539663-1](#) [63446-2241](#) [TL-18](#) [0634451912](#)  
[1762674-1](#) [63454-0123](#) [68240-1](#) [68247-1](#) [734252](#) [313183-1](#) [PA2029](#) [119174-001](#) [23846-1](#) [11-40-5342](#) [68010-2](#) [690370015](#) [730BB-1-1/8](#)  
[730BB-1-1/16](#) [19032-0048](#) [63465-0023](#) [11-40-4438](#) [63457-0041](#) [2906252-01](#) [19032-0202](#) [11-11-0054](#) [11-11-0052](#) [19813-5041](#) [63863-2103](#)