

RECOMMENDED PCB LAYOUT  
RECOMMENDED PCB THICKNESS : 1.6 mm

TECHNICAL CHARACTERISTICS

MATERIAL  
INSULATOR: PBT  
FLAMMABILITY RATING: UL94-V0  
COLOR: WHITE  
CONTACT MATERIAL: COPPER ALLOY  
CONTACT TYPE: STAMPED  
CONTACT PLATING: SELECTIVE GOLD  
SHIELDING: BRASS Ni PLATED  
QUALITY CLASS: 1500 MATING CYCLES

ENVIRONMENTAL  
OPERATING TEMPERATURE: -40°C UP TO +105°C  
COMPLIANCE: LEAD FREE AND ROHS

ELECTRICAL  
CURRENT RATING: 1.5 A MAX  
WORKING VOLTAGE: 30 VAC  
INSULATOR RESISTANCE: >1000 MΩ  
DIELECTRIC WITHSTANDING VOLTAGE: 750 VAC/MIN  
CONTACT RESISTANCE: 20 mΩ MAX

STANDARD  
UL CERTIFIED: E323964

SOLDERING  
JEDEC LEAD FREE WAVE SOLDERING

PACKAGING  
TRAY

RoHS Compliant

PROJECTION:



GENERAL TOLERANCE

.X =  $\pm 0.2$

.XX =  $\pm 0.15$



APPROVAL: NPr

UNIT: MM

SCALE:

SHEET: 1/3

DRAW: QL

DESCRIPTION: USB 2.0 TYPE A VERTICAL

WERI PART NO: 614 004 135 023

SIZE

**A4**

REV	DATE	FILE	BY
R	14-MAR-16	PCN	AK
S			

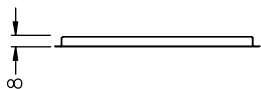
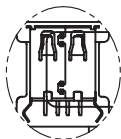
1

2

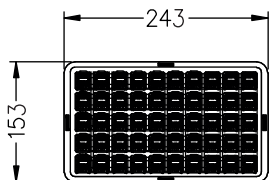
3

4

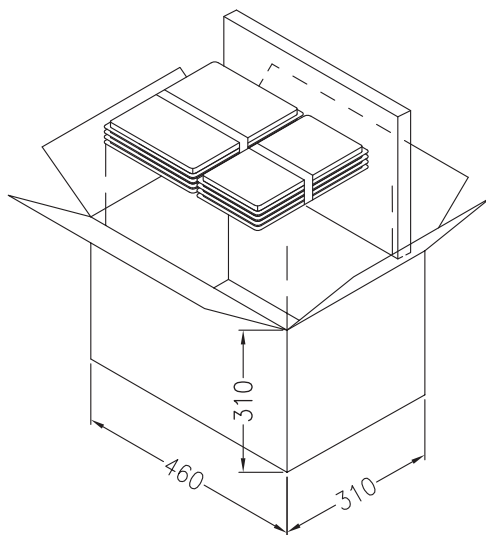
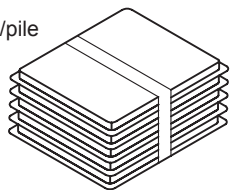
5



50 pcs/tray



6 trays/pile



50 pcs/tray  
96 trays/carton  
4800 pcs/carton

A

B

C

D

RoHS Compliant			
G			
F			
E			
D			
C			
B			
A			
REV	DATE	FILE	BY

PROJECTION:



GENERAL TOLERANCE

.X = +/- 0.2

.XX = +/- 0.15

APPROVAL: NPr

UNIT: MM

SCALE:

SHEET: 2/3

DRAW: AK



DESCRIPTION: USB 2.0 TYPE A VERTICAL

WERI PART NO: 614 004 135 023

SIZE

A4

1

2

3

4

5

## Cautions and Warnings:

This electronic component is designed and developed with the intention for use in general electronics equipments.

Before incorporating the components into any equipments in the field such as aerospace, aviation, nuclear control, submarine, transportation, (automotive control, train control, ship control), transportation signal, disaster prevention, medical, public information network etc. where higher safety and reliability are especially required or if there is possibility of direct damage or injury to human body, Würth Elektronik must be asked for a written approval.



In addition, even electronic component in general electronic equipments, when used in electrical circuits that require high safety, reliability functions or performance, the sufficient reliability evaluation-check for the safety must be performed before by the user before usage.

A

B

C

RoHS Compliant

G				PROJECTION: 	GENERAL TOLERANCE .X = +/- 0.2 .XX = +/- 0.15		
F							
E							
D							
C				APPROVAL: JC	UNIT: MM	DESCRIPTION: DISCLAIMER	SIZE <b>A4</b>
B					SCALE:		
A	10-SEP-14	PDF	QL		SHEET: 3/3	WERI PART NO: DISCLAIMER	
REV	DATE	FILE	BY		DRAW: QL		

D

## X-ON Electronics

Largest Supplier of Electrical and Electronic Components

*Click to view similar products for [USB Connectors](#) category:*

*Click to view products by [Würth](#) manufacturer:*

Other Similar products are found below :

[65-647-8-BK-BU](#) [950](#) [952](#) [E8144-B01021-L](#) [A-USB B-TOP-C](#) [MUSBA511N5](#) [MUSBD11135](#) [217450-1](#) [KMBVX-TH-5S-B30](#) [896-30-004-00-000000](#) [KUSBVX-BS1N-W30](#) [KUSBX-AP-KIT-SCBLK](#) [KUSBX-AS2N-W](#) [KUSBX-SMT2AP1S-W](#) [KUSBX-SMT2AP1S-W30](#) [935](#) [957](#) [30-498-6](#) [SK-60A-2](#) [17-210051](#) [1734082-1](#) [30-1574](#) [30-470](#) [30-489](#) [30-541](#) [30-572-3](#) [A-USB A-2P-C](#) [MIKROE-1451](#) [USBFTV2PEM2G](#) [USBFTVC6ZN](#) [KUSBX-AS2N-W30](#) [KUSBX-SLAS1N-W](#) [KUSBX-SMT-AS1N-W30](#) [4689-1](#) [1-1734084-2](#) [E8110-001-01](#) [33UBARS1-04SW11](#) [33UBAR-04SW11](#) [USBF21ZNSCC](#) [USBBFTV6ZC](#) [10135326-001LF](#) [M9177/3-1](#) [USB-A-S-F-B-VT](#) [925](#) [4198](#) [690-024-633-031](#) [KUSBEX-BSFS1N-W](#) [USBFTVC6MRG](#) [UA-20BMFA-SL8001](#) [17-250101](#)