

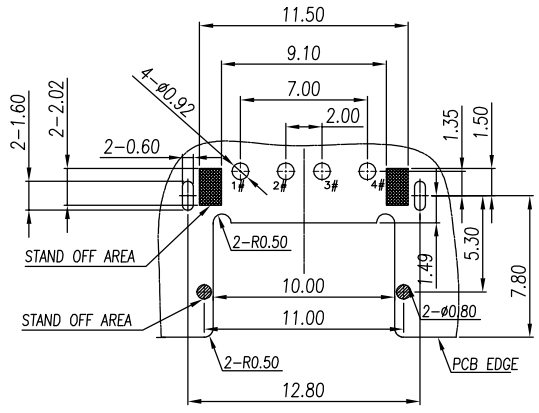
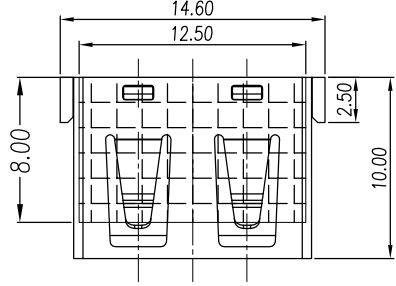
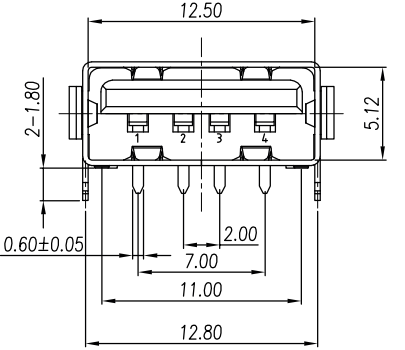
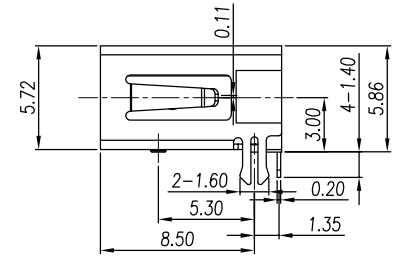
1

2

3

4

5



PCB LAYOUT - COMPONENT VIEW
RECOMMENDED PCB THICKNESS : 1.2 mm

TECHNICAL CHARACTERISTICS

MATERIAL
INSULATOR: LCP
FLAMMABILITY RATING: UL94-V0
COLOR: BLACK
CONTACT MATERIAL: COPPER ALLOY
CONTACT PLATING: GOLD OVER Ni
COVER MATERIAL: STAINLESS STEEL
COVER PLATING: Ni
QUALITY CLASS: 5 000 MATING CYCLES

ENVIRONMENTAL
OPERATING TEMPERATURE: -55°C UP TO +85°C
COMPLIANCE: HALOGEN FREE & ROHS

ELECTRICAL
CURRENT RATING: 1.5A
WORKING VOLTAGE: 30 VAC MAX
WITHSTANDING VOLTAGE: 500 VAC/MIN
INSULATION RESISTANCE: > 1000 MΩ
CONTACT RESISTANCE: 30 mΩ MAX

MECHANICAL
INSERTION FORCE: 35.0N MAX
EXTRACTION FORCE: 10.0N MIN

SOLDERING
JEDEC LEAD FREE WAVE SOLDERING PROCESS

PACKAGING
TAPE & REEL WITH MYLAR

A

B

C

RoHS Compliant			
G			
F			
E			
D			
C			
B			
A	22-JUN-15	PDF	AK
REV	DATE	FILE	BY

PROJECTION:
APPROVAL: NPr

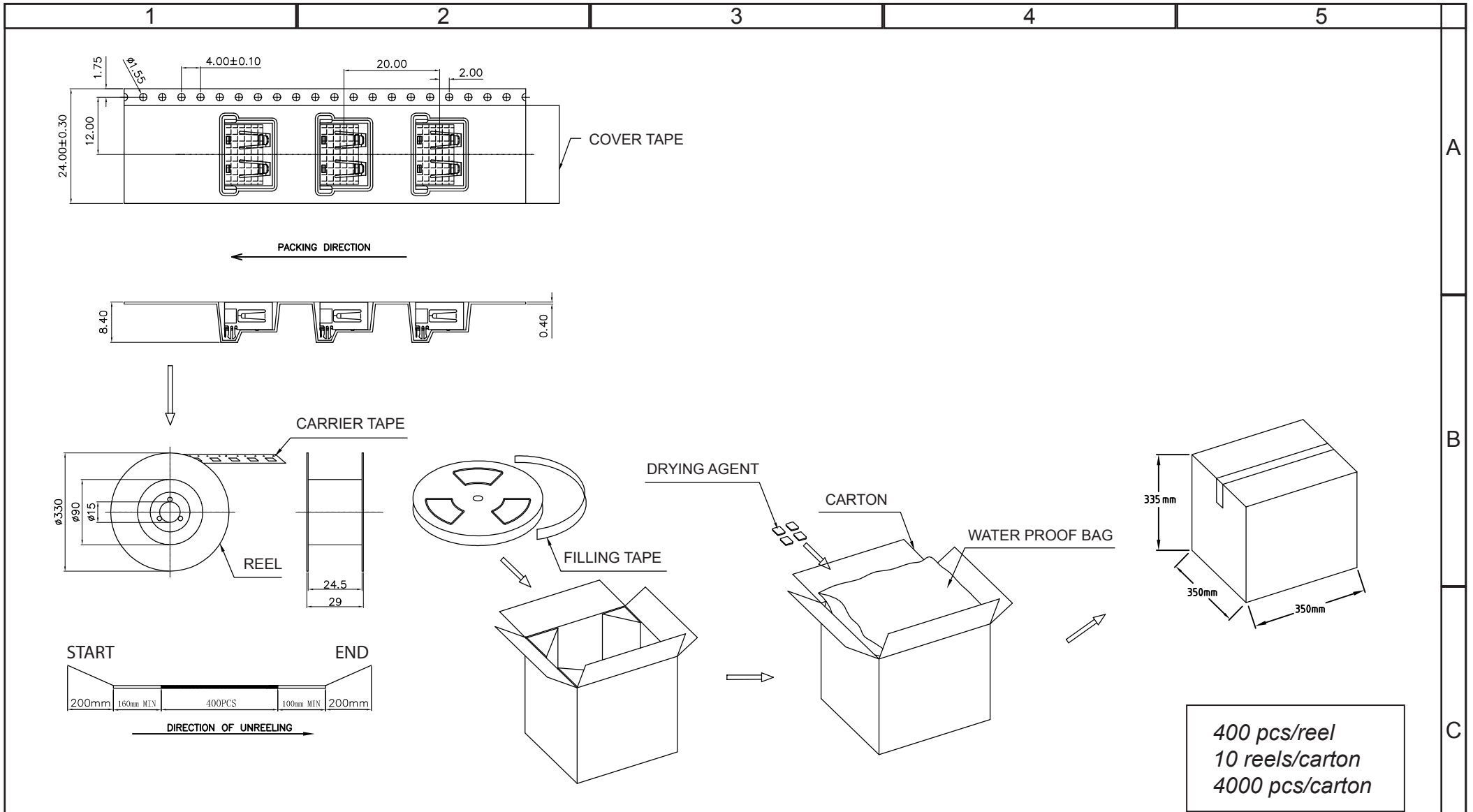
GENERAL TOLERANCE
.X = +/- 0.2
.XX = +/- 0.15
UNIT: MM
SCALE:
SHEET: 1/3
DRAW: AK



DESCRIPTION: USB TYPE A HORIZONTAL THT -SHORT TYPE
WERI PART NO: 614 104 190 121

SIZE
A4

D



RoHS Compliant				PROJECTION: 	GENERAL TOLERANCE .X = +/- 0.2 .XX = +/- 0.15		DESCRIPTION: USB TYPE A FEMALE HORIZONTAL THT	SIZE A4
G								
F								
E								
D				APPROVAL: NPr	UNIT: MM	WERI PART NO: 614 104 190 121		
C					SCALE:			
B					SHEET: 2/3			
A				DRAW: AK				
REV	DATE	FILE	BY					

1

2

3

4

5

Cautions and Warnings:

This electronic component is designed and developed with the intention for use in general electronics equipments.

Before incorporating the components into any equipments in the field such as aerospace, aviation, nuclear control, submarine, transportation, (automotive control, train control, ship control), transportation signal, disaster prevention, medical, public information network etc. where higher safety and reliability are especially required or if there is possibility of direct damage or injury to human body, Würth Elektronik must be asked for a written approval.

In addition, even electronic component in general electronic equipments, when used in electrical circuits that require high safety, reliability functions or performance, the sufficient reliability evaluation-check for the safety must be performed before by the user before usage.

A

B

C

RoHS Compliant				PROJECTION: 	GENERAL TOLERANCE .X = +/- 0.2 .XX = +/- 0.15	 WÜRTH ELEKTRONIK	DESCRIPTION: DISCLAIMER	SIZE A4
G								
F								
E								
D								
C				APPROVAL: JC	UNIT: MM	WERI PART NO: DISCLAIMER	SIZE A4	
B				SCALE:				
A	10-SEP-14	PDF	QL	SHEET: 3/3				
REV	DATE	FILE	BY	DRAW: QL				

D

X-ON Electronics

Largest Supplier of Electrical and Electronic Components

Click to view similar products for [USB Connectors](#) category:

Click to view products by [Würth](#) manufacturer:

Other Similar products are found below :

[65-647-8-BK-BU](#) [950](#) [952](#) [E8144-B01021-L](#) [A-USB B-TOP-C](#) [MUSBA511N5](#) [MUSBD11135](#) [217450-1](#) [KMBVX-TH-5S-B30](#) [896-30-004-00-000000](#) [KUSBVX-BS1N-W30](#) [KUSBX-AP-KIT-SCBLK](#) [KUSBX-AS2N-W](#) [KUSBX-SMT2AP1S-W](#) [KUSBX-SMT2AP1S-W30](#) [935](#) [957](#) [30-498-6](#) [SK-60A-2](#) [17-210051](#) [1734082-1](#) [30-1574](#) [30-470](#) [30-489](#) [30-541](#) [30-572-3](#) [A-USB A-2P-C](#) [MIKROE-1451](#) [USBFTV2PEM2G](#) [USBFTVC6ZN](#) [KUSBX-AS2N-W30](#) [KUSBX-SLAS1N-W](#) [KUSBX-SMT-AS1N-W30](#) [4689-1](#) [1-1734084-2](#) [E8110-001-01](#) [33UBARS1-04SW11](#) [33UBAR-04SW11](#) [USBF21ZNSCC](#) [USBBFTV6ZC](#) [10135326-001LF](#) [USB-A-S-F-B-VT](#) [925](#) [4198](#) [690-024-633-031](#) [KUSBEX-BSFS1N-W](#) [USBFTVC6MRG](#) [UA-20BMFA-SL8001](#) [17-250101](#) [USBFTVC7ZC](#)