

1

2

3

4

5

TECHNICAL CHARACTERISTICS

MATERIAL

INSULATOR MATERIAL: PET (WHITE)
 SUPPORT TAPE: PET (BLUE)
 CONTACT MATERIAL: COPPER
 CONTACT PLATING: TIN
 QUALITY CLASS: 20 MATING CYCLES MIN.
 PITCH: 0.50 MM


ENVIRONMENTAL

OPERATING TEMPERATURE: -30°C UP TO 105°C
 HEAT RESISTANCE: 110°C x 96 HRS
 FLAMMABILITY RATING UL SUB.758
 MOISTURE RESISTANCE: 40°C, 95% RH x 96 HRS
 COMPLIANCE: LEAD FREE AND ROHS

ELECTRICAL

CURRENT RATING: 0.5 A MAX
 WORKING VOLTAGE: 60V
 INSULATION RESISTANCE: >1000 MOHM/M (500 VDC)
 DIELECTRIC STRENGTH: 500 VAC/MN NO BREAKDOWN
 CONDUCTOR RESISTANCE: <1,40 OHM/M
 CONTACT RESISTANCE: <20 MOHMS

STANDARD

 CERTIFIED: E328849

MECHANICAL

ELONGATION OF INSULATOR: > 60 %
 TENSILE STRENGTH OF INSULATION: >3.5KG/MM²
 FLEXING TEST: 180° >20 TIMES
 ABRASION: >10000 TIMES
 PULL/OUT: >20 TIMES

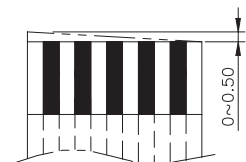
PACKAGING

BAG

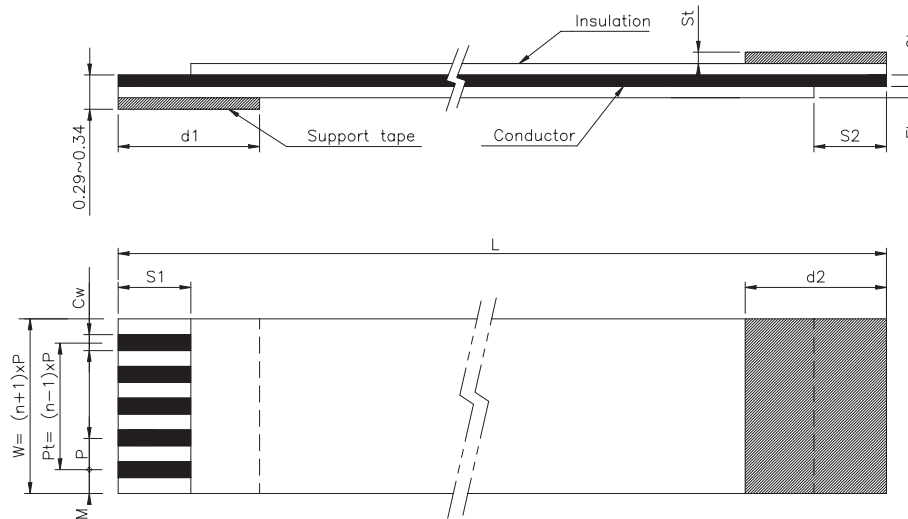
DIMENSION & TOLERANCE

W= (N+1) x P

Pt=(N-1) x P



Tolerance of Cutting Tilt



TOLERANCE:

Abbr.	TOLERANCE	
	P=0.5	P=1.0
P	±0.05	±0.08
Pt	±0.08	±0.10
W	±0.08	±0.10
M	±0.08	±0.12
Cw	±0.02	±0.03
L	(30~100)±3, (101~300)±5, (301~600)±10, (Length more than 601mm)±15mm	

No. of PIN	Dimension												
	P	Pt	L	W	M	Cw	Ct±0.01	S1±1.0	S2±1.0	d1±2.0	d2±2.0	Ft±0.01	St±0.01
XX	0.5	(XX - 1 x P)	LLL	(XX + 1 x P)	0.5	0.3	0.05	4.0	4.0	8.0	8.0	0.043	0.225

RoHS Compliant

PROJECTION:



GENERAL TOLERANCE

.X = \pm /_ 0.2

.XX = \pm /_ 0.15



APPROVAL: Gmo

UNIT: MM

SCALE:

SHEET: 1/2

DRAW: CH

DESCRIPTION: 0.50MM FLAT FLEXIBLE CABLE TYPE 2

XX NB OF PIN: / LLL OVERALL LENGTH: MM

WERI PART NO: 687 7 002

XX L L L

SIZE

A4

1

2

3

4

5

Cautions and Warnings:

This electronic component is designed and developed with the intention for use in general electronics equipments.

Before incorporating the components into any equipments in the field such as aerospace, aviation, nuclear control, submarine, transportation, (automotive control, train control, ship control), transportation signal, disaster prevention, medical, public information network etc. where higher safety and reliability are especially required or if there is possibility of direct damage or injury to human body, Würth Elektronik must be asked for a written approval.

In addition, even electronic component in general electronic equipments, when used in electrical circuits that require high safety, reliability functions or performance, the sufficient reliability evaluation-check for the safety must be performed before by the user before usage.

A

B

C

RoHS Compliant

G				PROJECTION: 	GENERAL TOLERANCE .X = +/- 0.2 .XX = +/- 0.15		
F							
E							
D							
C				APPROVAL: JC	UNIT: MM	DESCRIPTION: DISCLAIMER	SIZE A4
B					SCALE:		
A	10-SEP-14	PDF	QL		SHEET: 2/2	WERI PART NO: DISCLAIMER	
REV	DATE	FILE	BY		DRAW: QL		

D

X-ON Electronics

Largest Supplier of Electrical and Electronic Components

Click to view similar products for [Wurth manufacturer:](#)

Other Similar products are found below :

[140100146000](#) [140105146000](#) [140106146000](#) [140107146000](#) [140108146000](#) [140109146000](#) [140354245000](#) [140354245100](#) [140356145000](#)
[140356145100](#) [140356145200](#) [140356145300](#) [140356145400](#) [140357145000](#) [140357145100](#) [140357145200](#) [140357145300](#) [140357145400](#)
[140814240010](#) [140814240110](#) [140814241010](#) [140814242000](#) [140814242100](#) [140814243000](#) [140814243100](#) [140816140110](#) [140816140410](#)
[140816141010](#) [140816141210](#) [140816141310](#) [140816142000](#) [140816142100](#) [140816142200](#) [140816142300](#) [140816142400](#) [140816143000](#)
[140816143100](#) [140816143200](#) [140816143300](#) [140816143400](#) [140816144000](#) [140816144200](#) [140816144300](#) [140816144400](#) [140817140010](#)
[140817140110](#) [140817140210](#) [140817140310](#) [140817140410](#) [140817141010](#)