

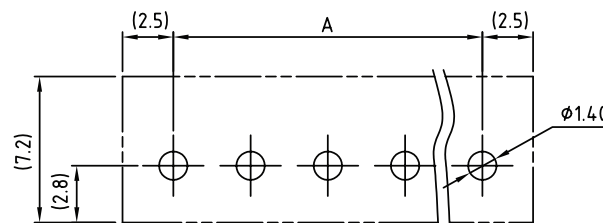
1

2

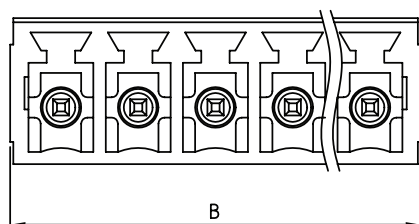
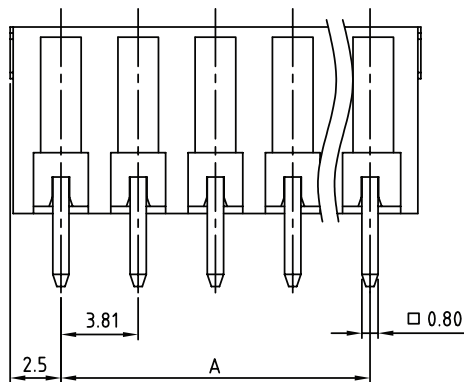
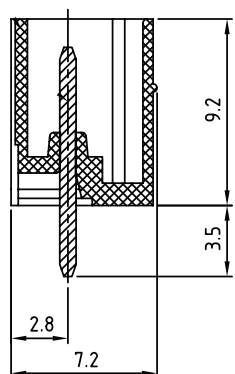
3

4

5



RECOMMENDED PCB LAYOUT



TECHNICAL CHARACTERISTICS

MATERIAL
 INSULATOR: PA66
 FLAMMABILITY RATING: UL94-V0
 COLOR: GREEN
 CONTACT PIN: BRASS (CuZn)
 SOLDER TAIL PLATING: TIN

ENVIRONMENTAL
 OPERATING TEMPERATURE: -40 UP TO 105°C
 COMPLIANCE: LEAD FREE AND ROHS

ELECTRICAL	cULus	VDE
CURRENT RATING:	10 A	10.5 A
WORKING VOLTAGE:	300 VAC	300 VAC
WITHSTANDING VOLTAGE:	1.6 KV	2.5 KV
CONTACT RESISTANCE:	20 mOhm MAX	

STANDARD

CERTIFIED E315414
 CERTIFIED 40023195

MECHANICAL
 PITCH: 3.81 MM

SOLDERING
 JEDEC LEAD FREE WAVE SOLDERING PROCESS

PACKAGING
 BOX

DIMENSION
 A = (NB. PINS -1) x PITCH
 B = ((NB. PINS -1) x PITCH) +5

RoHS Compliant

G				PROJECTION: 	GENERAL TOLERANCE .X = ± 0.2 .XX = ± 0.15		
F							
E							
D	07-APR-16	DRAWING	AK				
C	12-OCT-09	STANDARD	JP				
B	29-OCT-08	CHARACTERISTICS	JP	APPROVAL: FBr	UNIT: MM	DESCRIPTION: SERIE 321 - 3.81MM VERTICAL PCB HEADERS WR-TBL	SIZE
A	31-OCT-07	PDF	EC		SCALE:	WERI PART NO: 691 321 300 0xx	A4
REV	DATE	FILE	BY		SHEET: 1/2		
					DRAW: MARVIN		

1

2

3

4

5

Cautions and Warnings:

This electronic component is designed and developed with the intention for use in general electronics equipments.

Before incorporating the components into any equipments in the field such as aerospace, aviation, nuclear control, submarine, transportation, (automotive control, train control, ship control), transportation signal, disaster prevention, medical, public information network etc. where higher safety and reliability are especially required or if there is possibility of direct damage or injury to human body, Würth Elektronik must be asked for a written approval.

In addition, even electronic component in general electronic equipments, when used in electrical circuits that require high safety, reliability functions or performance, the sufficient reliability evaluation-check for the safety must be performed before by the user before usage.

A

B

C

RoHS Compliant

G				PROJECTION: 	GENERAL TOLERANCE .X = +/- 0.2 .XX = +/- 0.15			DESCRIPTION: DISCLAIMER	SIZE A4
F									
E									
D									
C				APPROVAL: JC	UNIT: MM	WÜRTH ELEKTRONIK	WERI PART NO: DISCLAIMER		
B					SCALE:				
A	10-SEP-14	PDF	QL		SHEET: 2/2				
REV	DATE	FILE	BY		DRAW: QL				

D

X-ON Electronics

Largest Supplier of Electrical and Electronic Components

Click to view similar products for [Pluggable Terminal Blocks](#) category:

Click to view products by [Wurth](#) manufacturer:

Other Similar products are found below :

[57.510.0053](#) [MC 1.5/ 6-ST-3.5 GY AU](#) [ET02015000J0G](#) [734-104](#) [734-302](#) [8-141-P](#) [8426620000](#) [860505](#) [860516](#) [860810](#) [GBPACX-12](#)
[PV05-5,08-K](#) [PVP02-5,00](#) [PVP03-3,50](#) [PVP04-3,50](#) [PVS02-5,00](#) [1-1986160-3](#) [1377680000](#) [1531000000](#) [1546228-5](#) [ELFH16150](#)
[ELFP03110](#) [ELFP10210](#) [ELFT06250](#) [ELVP03100](#) [1700101](#) [1700410](#) [1700425](#) [1702246](#) [1705229](#) [1710175](#) [1714537](#) [1717806](#) [1719600](#)
[1728941](#) [1734692](#) [1734795](#) [1736036](#) [1740194](#) [1740628](#) [1740990](#) [1746952](#) [1750207](#) [1752441](#) [1752865](#) [1754115](#) [1754144](#) [1756913](#)
[1760051](#) [1760336](#)