

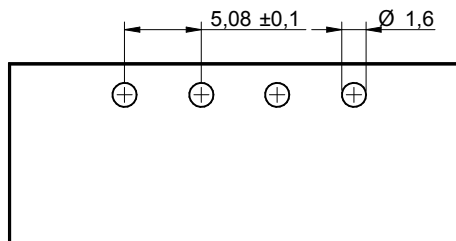
1

2

3

4

5



RECOMMENDED PCB LAYOUT - COMPONENT VIEW

## CHARACTERISTICS

## MATERIAL

Insulator material : LCP  
 Flammability rating : UL94-V0  
 Colour : Black  
 Contact pin : Brass (CuZn)  
 Surface of solder tail plating : Tin Plated  
 Flange nut : Brass - M2.5

## ENVIRONMENTAL

Operating temperature : -40°C up to 105°C  
 Compliance : Lead free and RoHS

## SOLDERING

Solder temperature : Reflow process as per JEDEC J-020D-STD

## ELECTRICAL

Current rating : 10A  
 Working voltage : 300 Vac  
 Dielectric withstanding voltage : 4 kVac/min  
 Contact resistance : 20 mΩ max

## STANDARD

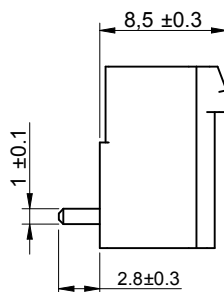
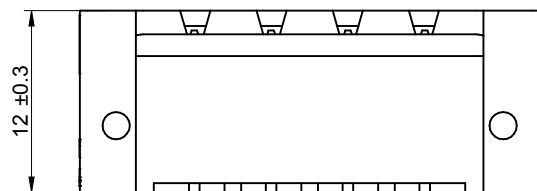
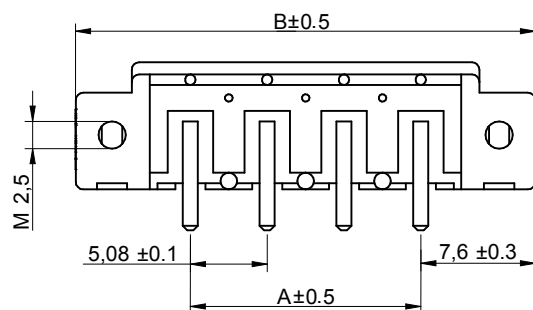
RoHS Certified : E315414 / Model number 7015

## MECHANICAL

Pitch : 5.08mm

## PACKAGING

Tape & Reel

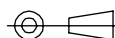


Poles	A	B
2	5.08	20,32
3	10.16	25.4
4	15.24	30.48
5	20.32	35.56
6	25.4	40.64
7	30.48	45.72
8	35.56	50.8
9	40.64	55.88
10	45.72	60.96
11	50.8	66.04
12	55.88	71.12

RoHS Compliant

REV	DATE	FILE	BY
G			
F			
E			
D			
C	29-JUL-13	DWG REVIEW	QL
B	19-DEC-11	6917015500xx	QL
A	14-SEP-11	PDF	QL

PROJECTION:



GENERAL TOLERANCE

.X = +/- 0.2

.XX = +/- 0.15

APPROVAL: RJ

UNIT: MM

SCALE: 2/1

SHEET: 1/2

DRAW: QUENTIN



DESCRIPTION: SERIE 7015B - 5.08MM CLOSED HORIZONTAL PCB HEADER - THR TYPE WITH FLANGES

WERI PART NO: 691 701 550 0xx B

SIZE

A4

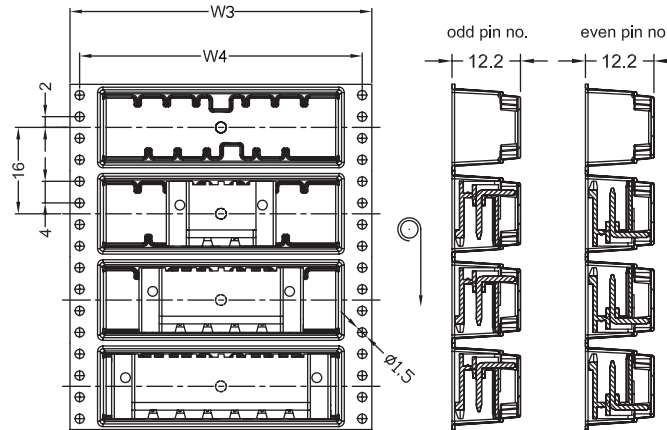
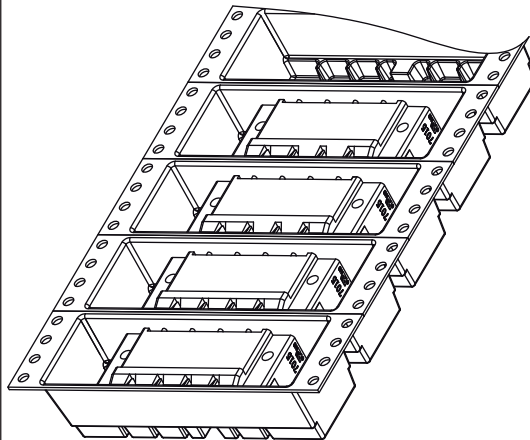
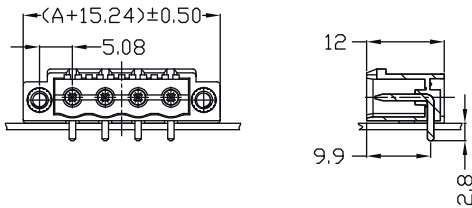
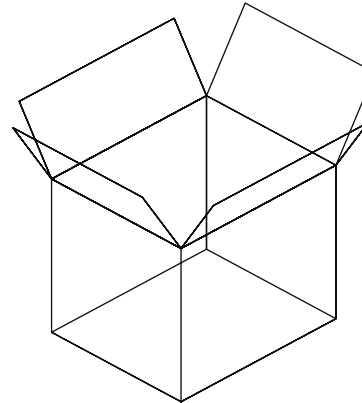
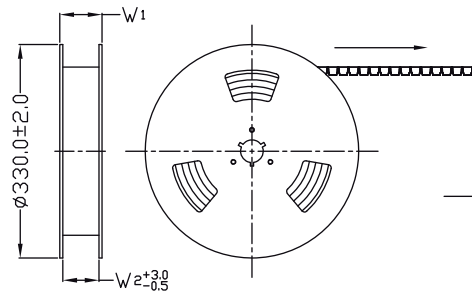
1

2

3

4

5

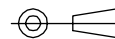


1. 10 sprocket hole pitch cumulative tolerance  $\pm 0.20$
2. Carrier camber is within 1 mm in 250 mm.
3. Material : Black Conductive Polystyrene Alloy.  
Transparent anti-static PET
4. All dimensions meet EIA-481-C requirements.
5. Thickness :  $0.50 \pm 0.05$  mm.
6. Component load per 13" reel : 250 pcs.

Poles	A	Dimension				Reel / carton	Carton dimensions (cm)	Quantity / Carton
		W1(mm)	W2(mm)	W3(mm)	W4(mm)			
2	5.08	36.4	32	32	28.4	10	33.5 x 33.5 x 40	2500
3	10.16	60.4	56	56	52.5	6	33.5 x 33.5 x 40	1500
4	15.24	60.4	56	56	52.5	6	33.5 x 33.5 x 40	1500
5	20.32	60.4	56	56	52.5	6	33.5 x 33.5 x 40	1500
6	25.40	60.4	56	56	52.5	6	33.5 x 33.5 x 40	1500
7	30.48	92.4	88	88	84.4	4	33.5 x 33.5 x 40	1000
8	35.56	92.4	88	88	84.4	4	33.5 x 33.5 x 40	1000
9	40.64	92.4	88	88	84.4	4	33.5 x 33.5 x 40	1000
10	45.72	92.4	88	88	84.4	4	33.5 x 33.5 x 40	1000
11	50.80	92.4	88	88	84.4	4	33.5 x 33.5 x 40	1000
12	55.88	92.4	88	88	84.4	4	33.5 x 33.5 x 40	1000

RoHS Compliant

PROJECTION:



GENERAL TOLERANCE

.X =  $\pm 0.2$ .XX =  $\pm 0.15$ 

DESCRIPTION: SERIE 7015B - 5.08MM CLOSED HORIZONTAL PCB HEADER - THR TYPE WITH FLANGES

SIZE

A4

APPROVAL: RJ

UNIT: MM

SCALE:

SHEET: 2/2

DRAW: QUENTIN

WERI PART NO: 691 701 550 0xx B

G			
F			
E			
D			
C			
B			
A			
REV	DATE	FILE	BY

## X-ON Electronics

Largest Supplier of Electrical and Electronic Components

*Click to view similar products for [Pluggable Terminal Blocks](#) category:*

*Click to view products by [Wurth](#) manufacturer:*

Other Similar products are found below :

[57.510.0053](#) [MC 1.5/ 6-ST-3.5 GY AU](#) [ET02015000J0G](#) [734-104](#) [734-302](#) [8-141-P](#) [8426620000](#) [860505](#) [860516](#) [860810](#) [GBPACX-12](#)  
[93.731.4953.0](#) [PV05-5,08-K](#) [PVP02-5,00](#) [PVP03-3,50](#) [PVP04-3,50](#) [PVS02-5,00](#) [1-1986160-3](#) [1377680000](#) [1531000000](#) [1546228-5](#)  
[ELFH16150](#) [ELFP03110](#) [ELFP10210](#) [ELFT06250](#) [ELVP03100](#) [1700101](#) [1700410](#) [1700425](#) [1702246](#) [1705229](#) [1710175](#) [1714537](#) [1717806](#)  
[1719600](#) [1728941](#) [1734692](#) [1734795](#) [1736036](#) [1740194](#) [1740291](#) [1740628](#) [1740990](#) [1746952](#) [1750207](#) [1752441](#) [1752865](#) [1754115](#)  
[1754144](#) [1756913](#)