

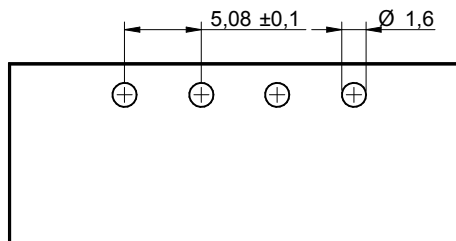
1

2

3

4

5



RECOMMENDED PCB LAYOUT - COMPONENT VIEW

## CHARACTERISTICS

## MATERIAL

Insulator material : LCP  
 Flammability rating : UL94-V0  
 Colour : Black  
 Contact pin : Brass (CuZn)  
 Surface of solder tail plating : Tin Plated  
 Flange nut : Brass - M2.5

## ENVIRONMENTAL

Operating temperature : -40°C up to 105°C  
 Compliance : Lead free and RoHS

## SOLDERING

Solder temperature : Reflow process as per JEDEC J-020D-STD

## ELECTRICAL

Current rating : 10A  
 Working voltage : 300 Vac  
 Dielectric withstanding voltage : 4 kVac/min  
 Contact resistance : 20 mΩ max

## STANDARD

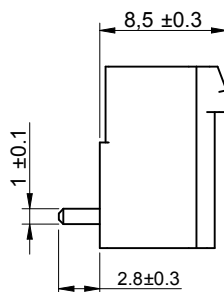
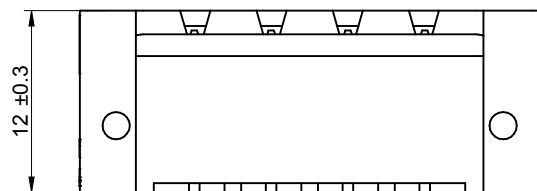
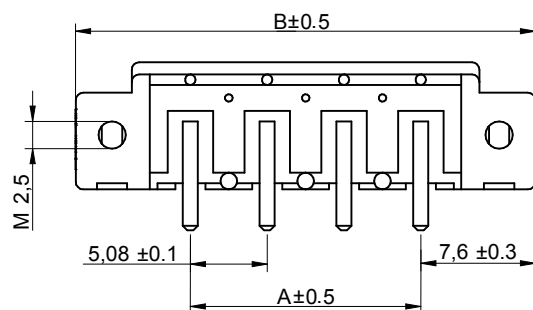
RoHS Certified : E315414 / Model number 7015

## MECHANICAL

Pitch : 5.08mm

## PACKAGING

Tape & Reel

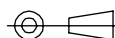


| Poles | A     | B     |
|-------|-------|-------|
| 2     | 5.08  | 20,32 |
| 3     | 10.16 | 25.4  |
| 4     | 15.24 | 30.48 |
| 5     | 20.32 | 35.56 |
| 6     | 25.4  | 40.64 |
| 7     | 30.48 | 45.72 |
| 8     | 35.56 | 50.8  |
| 9     | 40.64 | 55.88 |
| 10    | 45.72 | 60.96 |
| 11    | 50.8  | 66.04 |
| 12    | 55.88 | 71.12 |

RoHS Compliant

| REV | DATE      | FILE         | BY |
|-----|-----------|--------------|----|
| G   |           |              |    |
| F   |           |              |    |
| E   |           |              |    |
| D   |           |              |    |
| C   | 29-JUL-13 | DWG REVIEW   | QL |
| B   | 19-DEC-11 | 6917015500xx | QL |
| A   | 14-SEP-11 | PDF          | QL |

PROJECTION:



GENERAL TOLERANCE

.X = +/- 0.2

.XX = +/- 0.15

APPROVAL: RJ

UNIT: MM

SCALE: 2/1

SHEET: 1/2

DRAW: QUENTIN



DESCRIPTION: SERIE 7015B - 5.08MM CLOSED HORIZONTAL PCB HEADER - THR TYPE WITH FLANGES

WERI PART NO: 691 701 550 0xx B

SIZE

A4

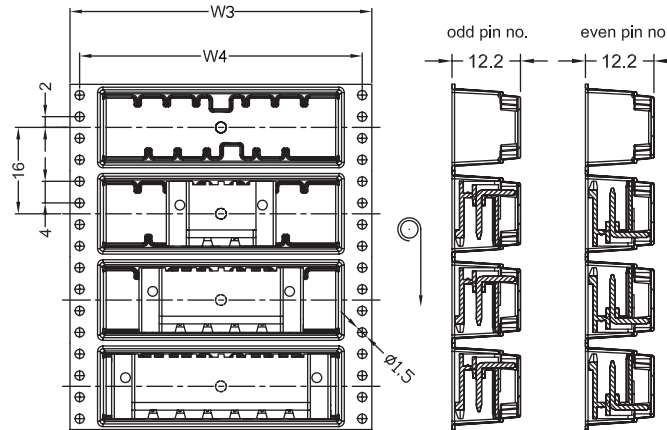
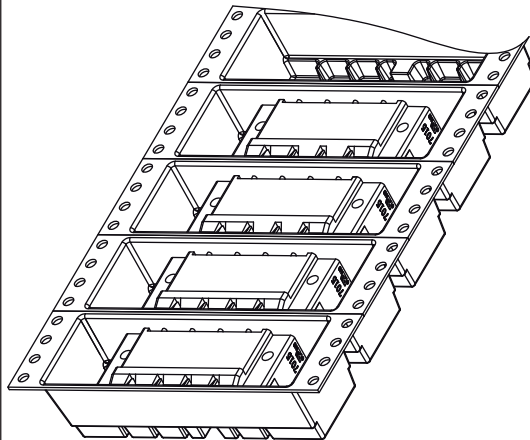
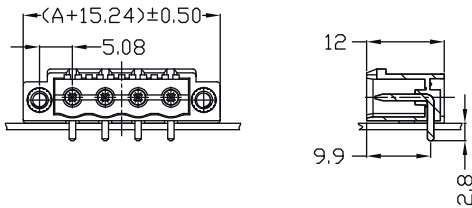
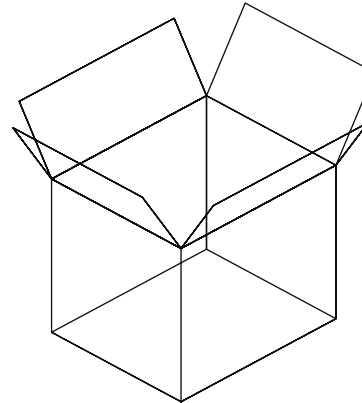
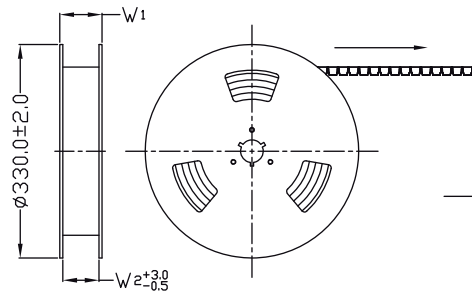
1

2

3

4

5

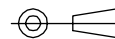


1. 10 sprocket hole pitch cumulative tolerance  $\pm 0.20$
2. Carrier camber is within 1 mm in 250 mm.
3. Material : Black Conductive Polystyrene Alloy.  
Transparent anti-static PET
4. All dimensions meet EIA-481-C requirements.
5. Thickness :  $0.50 \pm 0.05$  mm.
6. Component load per 13" reel : 250 pcs.

| Poles | A     | Dimension |        |        |        | Reel / carton | Carton dimensions (cm) | Quantity / Carton |
|-------|-------|-----------|--------|--------|--------|---------------|------------------------|-------------------|
|       |       | W1(mm)    | W2(mm) | W3(mm) | W4(mm) |               |                        |                   |
| 2     | 5.08  | 36.4      | 32     | 32     | 28.4   | 10            | 33.5 x 33.5 x 40       | 2500              |
| 3     | 10.16 | 60.4      | 56     | 56     | 52.5   | 6             | 33.5 x 33.5 x 40       | 1500              |
| 4     | 15.24 | 60.4      | 56     | 56     | 52.5   | 6             | 33.5 x 33.5 x 40       | 1500              |
| 5     | 20.32 | 60.4      | 56     | 56     | 52.5   | 6             | 33.5 x 33.5 x 40       | 1500              |
| 6     | 25.40 | 60.4      | 56     | 56     | 52.5   | 6             | 33.5 x 33.5 x 40       | 1500              |
| 7     | 30.48 | 92.4      | 88     | 88     | 84.4   | 4             | 33.5 x 33.5 x 40       | 1000              |
| 8     | 35.56 | 92.4      | 88     | 88     | 84.4   | 4             | 33.5 x 33.5 x 40       | 1000              |
| 9     | 40.64 | 92.4      | 88     | 88     | 84.4   | 4             | 33.5 x 33.5 x 40       | 1000              |
| 10    | 45.72 | 92.4      | 88     | 88     | 84.4   | 4             | 33.5 x 33.5 x 40       | 1000              |
| 11    | 50.80 | 92.4      | 88     | 88     | 84.4   | 4             | 33.5 x 33.5 x 40       | 1000              |
| 12    | 55.88 | 92.4      | 88     | 88     | 84.4   | 4             | 33.5 x 33.5 x 40       | 1000              |

RoHS Compliant

PROJECTION:



GENERAL TOLERANCE

.X =  $\pm 0.2$ .XX =  $\pm 0.15$ 

DESCRIPTION: SERIE 7015B - 5.08MM CLOSED HORIZONTAL PCB HEADER - THR TYPE WITH FLANGES

SIZE

A4

APPROVAL: RJ

UNIT: MM

SCALE:

SHEET: 2/2

DRAW: QUENTIN

WERI PART NO: 691 701 550 0xx B

| REV | DATE | FILE | BY |
|-----|------|------|----|
| G   |      |      |    |
| F   |      |      |    |
| E   |      |      |    |
| D   |      |      |    |
| C   |      |      |    |
| B   |      |      |    |
| A   |      |      |    |

## X-ON Electronics

Largest Supplier of Electrical and Electronic Components

*Click to view similar products for [Pluggable Terminal Blocks](#) category:*

*Click to view products by [Wurth](#) manufacturer:*

Other Similar products are found below :

[57.510.0053](#) [MC 1.5/ 6-ST-3.5 GY AU](#) [ET02015000J0G](#) [734-104](#) [734-302](#) [8-141-P](#) [8426620000](#) [860505](#) [860516](#) [860810](#) [GBPACX-12](#)  
[93.731.4953.0](#) [PV05-5,08-K](#) [PVP03-3,50](#) [PVP04-3,50](#) [PVS02-5,00](#) [1-1986160-3](#) [1377680000](#) [1531000000](#) [1546228-5](#) [ELFH16150](#)  
[ELFP03110](#) [ELFP10210](#) [ELFT06250](#) [ELVP03100](#) [1700101](#) [1700410](#) [1700425](#) [1702246](#) [1705229](#) [1710175](#) [1714537](#) [1717806](#) [1719600](#)  
[1728941](#) [1734692](#) [1734795](#) [1736036](#) [1740194](#) [1740291](#) [1740628](#) [1740990](#) [1746952](#) [1750207](#) [1752441](#) [1752865](#) [1754115](#) [1754144](#)  
[1756913](#) [1760051](#)