

# Spezifikation für Freigabe / specification for release

Kunde / customer :  
 Artikelnummer / part number :

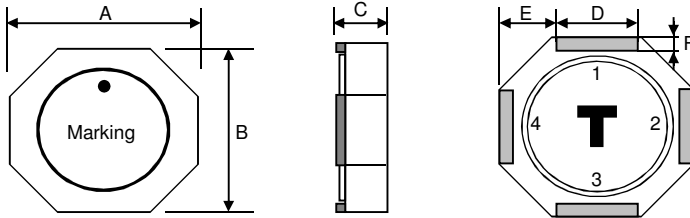
**74489430100**



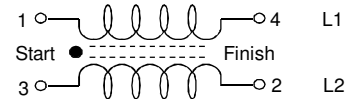
Bezeichnung : **SPEICHERDROSSEL WE-TDC 8018**  
 description : **COUPLED INDUCTOR WE-TDC 8018**

DATUM / DATE : 2010-08-31

## A Mechanische Abmessungen / dimensions:



|   | 8018             |    |
|---|------------------|----|
| A | <b>8,0 ± 0,3</b> | mm |
| B | <b>8,0 ± 0,3</b> | mm |
| C | <b>1,8 ± 0,3</b> | mm |
| D | <b>3,2 typ.</b>  | mm |
| E | <b>2,4 typ.</b>  | mm |
| F | <b>1,0 typ.</b>  | mm |

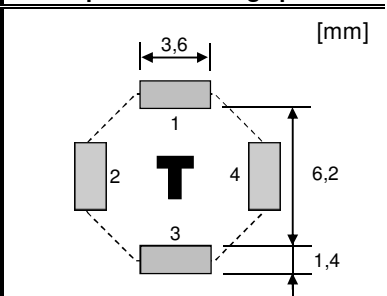


● start of winding

## B Elektrische Eigenschaften / electrical properties:

## C Lötpad / soldering spec.:

| Eigenschaften / properties                                                       | Testbedingungen / test conditions           |                         | Wert / value | Einheit / unit   | tol.          |
|----------------------------------------------------------------------------------|---------------------------------------------|-------------------------|--------------|------------------|---------------|
| Induktivität (je Wicklg.) / inductance (each wdg.)                               | <b>100 kHz / 5mA</b>                        | $L_1, L_2$              | 10           | $\mu\text{H}$    | <b>+/-20%</b> |
| DC-Widerstand (je Wicklg.) / DC-resistance (each wdg.)                           | <b>@ 20°C</b>                               | $R_{DC1,2 \text{ typ}}$ | 190          | $\text{m}\Omega$ | <b>typ.</b>   |
| DC-Widerstand (je Wicklg.) / DC-resistance (each wdg.)                           | <b>@ 20°C</b>                               | $R_{DC1,2 \text{ max}}$ | 215          | $\text{m}\Omega$ | <b>max.</b>   |
| Nennstrom (je Wicklg.) <sup>(1)</sup> / rated Current (each wdg.) <sup>(1)</sup> | <b><math>\Delta T = 40 \text{ K}</math></b> | $I_{N1}, I_{N2}$        | 1            | A                | <b>typ.</b>   |
| Sättigungsstrom (je Wicklg.) / saturation current (each wdg.)                    | <b><math>\Delta L/L &lt; 10\%</math></b>    | $I_{\text{sat}}$        | 1,65         | A                | <b>typ.</b>   |
| Eigenres.-Frequenz / self-res.-frequency                                         |                                             | SRF                     | 35           | MHz              | <b>typ.</b>   |
| Nennspannung / rated Voltage                                                     |                                             | $U_{DC}$                | 80           | V                | <b>max.</b>   |



<sup>(1)</sup> Stromfluss durch beide Wicklungen verursacht  $\Delta T$  / both windings driven by rated current will occur  $\Delta T$

## D Prüfgeräte / test equipment:

## E Testbedingungen / test conditions:

**WAYNE KERR 3260B** für/for  $L_0; I_{SAT}$   
**Agilent N5776A** für/for  $I_{DC}$   
**GMC Metrahit 271** für/for  $R_{DC}$   
**Agilent E4991A** für/for SRF

Luftfeuchtigkeit / humidity: 33%  
 Umgebungstemperatur / temperature: +20°C

## F Werkstoffe & Zulassungen / material & approvals:

## G Eigenschaften / general specifications:

Basismaterial / base material: Ferrit/ ferrite  
 Draht / wire: Class H  
 Endoberfläche / finishing electrode: Ag/Ni/Sn

Betriebstemp. / operating temperature: -40°C - +125°C  
 Umgebungstemp. / ambient temperature: -40°C - +85°C  
 It is recommended that the temperature of the part does not exceed 125°C under worst case operating conditions.

|                                     |                          |      |                         |              |
|-------------------------------------|--------------------------|------|-------------------------|--------------|
| Freigabe erteilt / general release: | Kunde / customer         |      |                         |              |
|                                     |                          |      |                         |              |
| Datum / date                        | Unterschrift / signature |      |                         |              |
|                                     | Würth Elektronik         |      |                         |              |
|                                     |                          | ALa  | Version 1               | 10-08-31     |
| Geprüft / checked                   | Kontrolliert / approved  | Name | Änderung / modification | Datum / date |

## Würth Elektronik eiSos GmbH & Co. KG

D-74638 Waldenburg · Max-Eyth-Strasse 1 · Germany · Telefon (+49) (0) 7942 - 945 - 0 · Telefax (+49) (0) 7942 - 945 - 400  
<http://www.we-online.de>

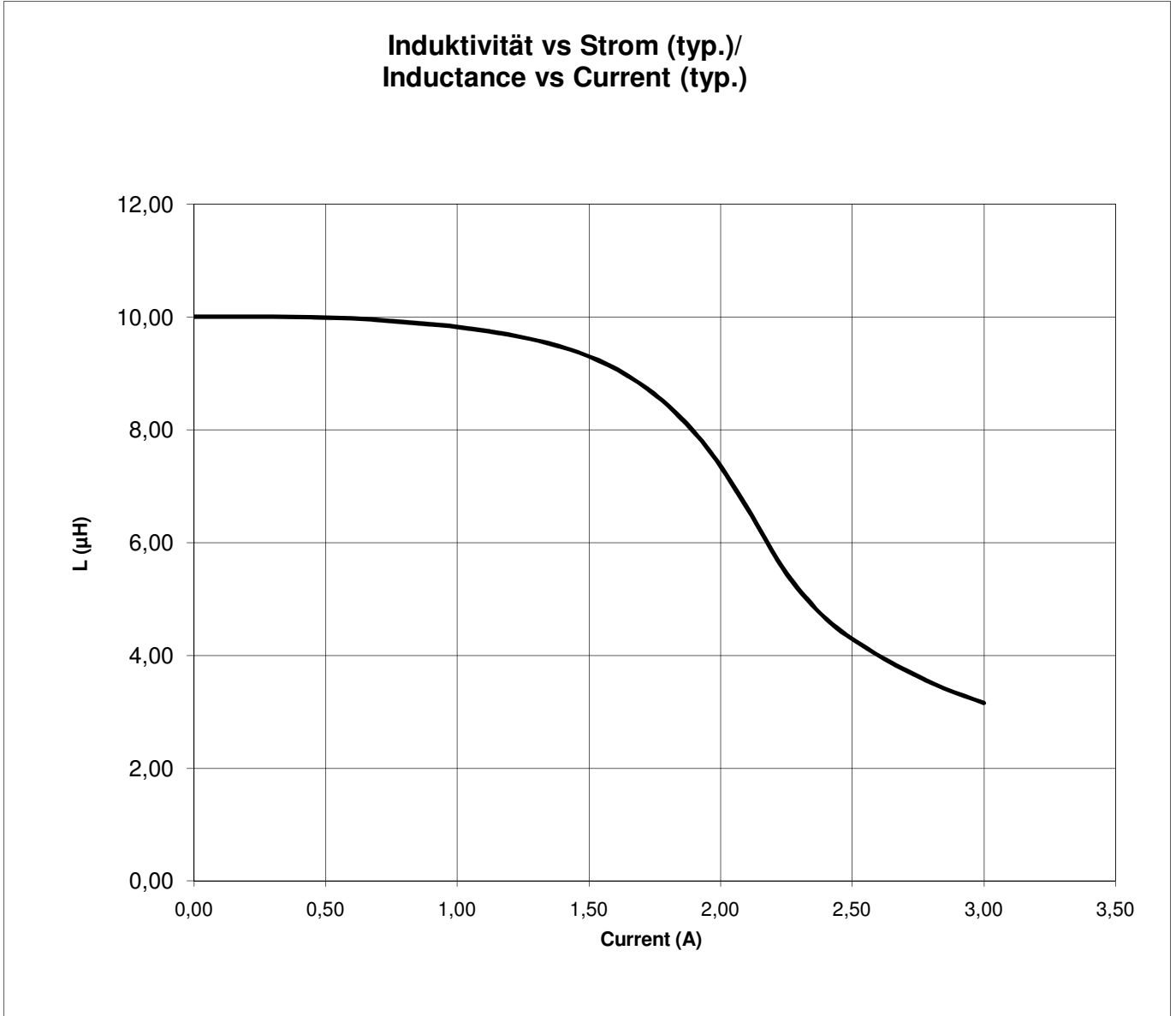
# Spezifikation für Freigabe / specification for release

Kunde / customer :  
 Artikelnummer / part number : **74489430100**  
 Bezeichnung : **SPEICHERDROSSEL WE-TDC 8018**  
 description : **COUPLED INDUCTOR WE-TDC 8018**



DATUM / DATE : 2010-08-31

## H Induktivitätskurve / Inductance curve:



|                                     |                          |      |                         |              |
|-------------------------------------|--------------------------|------|-------------------------|--------------|
| Freigabe erteilt / general release: | <b>Kunde / customer</b>  |      |                         |              |
| .....                               | .....                    |      |                         |              |
| Datum / date                        | Unterschrift / signature |      |                         |              |
|                                     | <b>Würth Elektronik</b>  |      |                         |              |
| .....                               | .....                    | ALa  | Version 1               | 10-08-31     |
| Geprüft / checked                   | Kontrolliert / approved  | Name | Änderung / modification | Datum / date |

### Würth Elektronik eISos GmbH & Co. KG

D-74638 Waldenburg · Max-Eyth-Strasse 1 · Germany · Telefon (+49) (0) 7942 - 945 - 0 · Telefax (+49) (0) 7942 - 945 - 400  
<http://www.we-online.de>

# Spezifikation für Freigabe / specification for release

Kunde / customer :  
 Artikelnummer / part number : **74489430100**  
 Bezeichnung : **SPEICHERDROSSEL WE-TDC 8018**  
 description : **COUPLED INDUCTOR WE-TDC 8018**



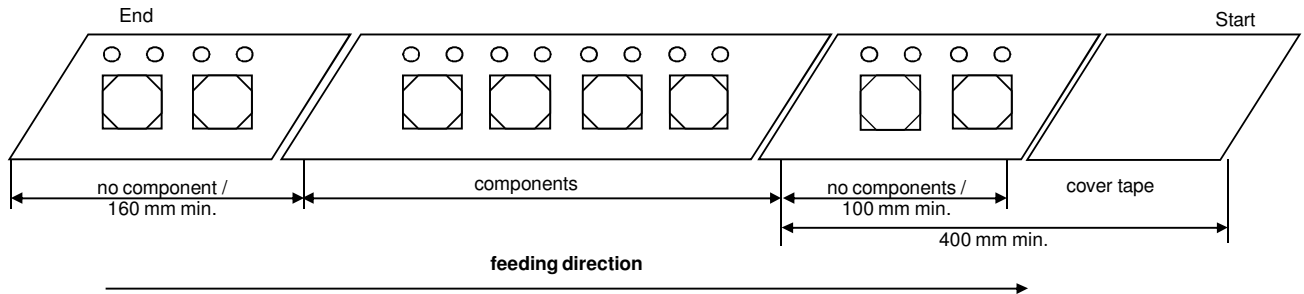
DATUM / DATE : 2010-08-31

**I Rollenspezifikation / tape and reel specification:**

Gurtspezifikation / Tape specification:



|   |                   |    |
|---|-------------------|----|
| A | <b>8,4 ± 0,1</b>  | mm |
| B | <b>16,0 ± 0,3</b> | mm |
| C | <b>1,5 ± 0,1</b>  | mm |
| D | <b>4,0 ± 0,1</b>  | mm |
| E | <b>2,0 ± 0,1</b>  | mm |
| F | <b>7,5 ± 0,1</b>  | mm |
| G | <b>12,0 ± 0,1</b> | mm |
| H | <b>2,0 ± 0,1</b>  | mm |
| I | <b>0,3 ± 0,05</b> | mm |



| Rollenspezifikation / Reel specification: |                    |    |
|-------------------------------------------|--------------------|----|
| a                                         | <b>178,0 ± 2,0</b> | mm |
| b                                         | <b>21,00 ± 0,8</b> | mm |
| c                                         | <b>13,00 ± 0,5</b> | mm |
| d                                         | <b>50,00 ± 1,0</b> | mm |

|                                     |                                 |      |                                |              |
|-------------------------------------|---------------------------------|------|--------------------------------|--------------|
| Freigabe erteilt / general release: | <b>Kunde / customer</b>         |      |                                |              |
| .....                               | .....                           |      |                                |              |
| Datum / date                        | <b>Unterschrift / signature</b> |      |                                |              |
| .....                               | .....                           |      |                                |              |
| Geprüft / checked                   | <b>Würth Elektronik</b>         |      |                                |              |
| .....                               | .....                           |      |                                |              |
|                                     | Kontrolliert / approved         | ALa  | Version 1                      | 10-08-31     |
|                                     |                                 | Name | <b>Änderung / modification</b> | Datum / date |

This electronic component has been designed and developed for usage in general electronic equipment. Before incorporating this component into any equipment where higher safety and reliability is especially required or if there is the possibility of direct damage or injury to human body, for example in the range of aerospace, aviation, nuclear control, submarine, transportation, (automotive control, train control, ship control), transportation signal, disaster prevention, medical, public information network etc, Würth Elektronik eiSos GmbH must be informed before the design-in stage. In addition, sufficient reliability evaluation checks for safety must be performed on every electronic component which is used in electrical circuits that require high safety and reliability functions or performance.

**Würth Elektronik eiSos GmbH & Co. KG**

D-74638 Waldenburg · Max-Eyth-Strasse 1 · Germany · Telefon (+49) (0) 7942 - 945 - 0 · Telefax (+49) (0) 7942 - 945 - 400  
<http://www.we-online.de>

## X-ON Electronics

Largest Supplier of Electrical and Electronic Components

*Click to view similar products for [Coupled Inductors](#) category:*

*Click to view products by [Würth](#) manufacturer:*

Other Similar products are found below :

[NPIS48LS1R0YTRF](#) [NPIS21LS2R2MTRF](#) [NIN-HCR27JTRF](#) [744874470](#) [CPL-4-50TR-R](#) [CTX20-1A-R](#) [CL1208-2-100TR-R](#) [SDQ25-470-R](#)  
[LPD5030-153MRC](#) [LPD5030-105MRC](#) [MSD1260-154KLD](#) [MSD1260-224KLD](#) [MSD1260-474KLD](#) [MSD1260-472MLD](#) [MSD1260-103MLD](#) [MSD1260-153MLD](#) [MSD1278-154KLD](#) [MSD1583-103MED](#) [MSD1583-223MED](#) [MSD1583-683MED](#) [MSD7342-224MLC](#)  
[MSD7342-824MLC](#) [PFD3215-103MEC](#) [LPD3015-332MRC](#) [LPD3015-223MRC](#) [LPD3015-104MRC](#) [LPD4012-223MRC](#) [LPD4012-331NRC](#)  
[LPD5010-822MRC](#) [LPD6235-155MRC](#) [MSD1514-224KED](#) [MSD1514-472MED](#) [MSD1260-473MLD](#) [MSD1260-683MLD](#) [B82477D4223M](#)  
[CTX8-1-R](#) [CTX16-17769-R](#) [HM78D-1210680MLFTR](#) [CTX150-4A-R](#) [CL-12-24](#) [47330C](#) [47220C](#) [74485540101](#) [7023](#) [PM3602-25-RC](#)  
[PM3602-100-RC](#) [PM3602-5-RC](#) [PM3602-200-RC](#) [PM3602-20-RC](#) [PM3602-250-RC](#)