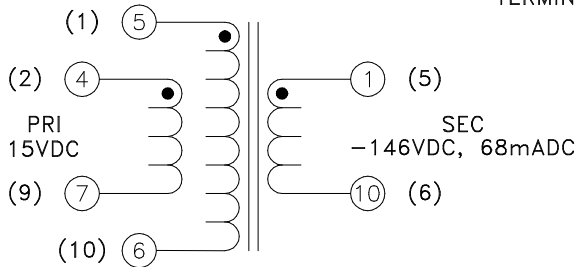
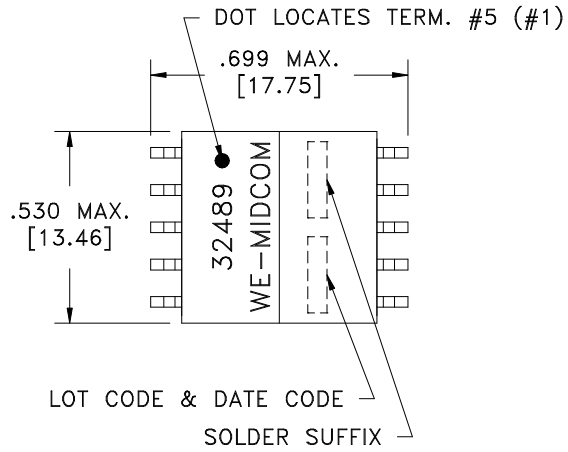
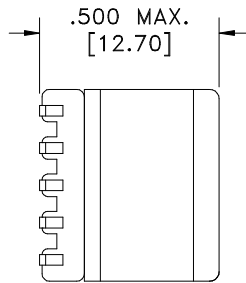
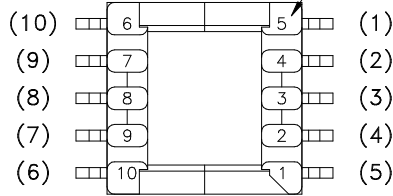


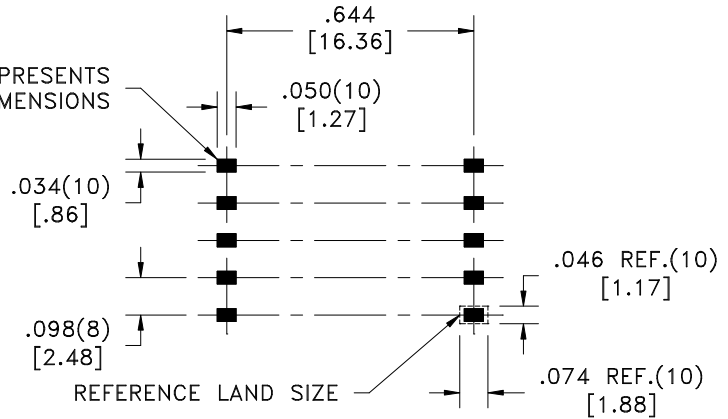
SOLDER SUFFIX	CUSTOMER TERMINAL	RoHS	LEAD(Pb)-FREE
LF1	Sn96%, Ag4%	Yes	Yes

TERM. NO.'s FOR REF. ONLY
CUSTOMER TERM. NO.'s IN ()



Customer to tie terminals
4+5 & 6+7 internally on PC Board.

AREA REPRESENTS
TERMINAL PAD DIMENSIONS



CUSTOMER TO DETERMINE LAND LAYOUT

ELECTRICAL SPECIFICATIONS @ 25°C unless otherwise noted:

- D.C. RESISTANCE (@20°C):
5-6, 0.032 ohms ±20%.
4-7, 0.032 ohms ±20%.
1-10, 0.285 ohms ±20%.
- DIELECTRIC RATING: 500VAC, 1 minute tested by applying 625VAC for 1 second between 5-1(tie 4+5, 6+7).
- INDUCTANCE: 5uH ±10%, 100kHz, 100mVAC, 5-6(tie 4+5, 6+7), Ls.
- TURNS RATIO: (1-10):(5-6) = 4:1, tie(4+5, 6+7), ±1%.
- (6B) OPERATING TEMPERATURE RANGE: -40°C to +125°C.

DETAILS SUBJECT TO CHANGE

Unless otherwise specified: Tolerances: Angles: ±1° Fractions: ±1/64 Decimals: ±.005[.13]	DRAWING TITLE TRANSFORMER	Midcom  www.midcom-inc.com	
	eiSos p/n: 750032489	DRAWING NO. 32489R-LF1	REV. 6C 4/09
This drawing is dual dimensioned. Dimensions in brackets are in millimeters.	REVISIONS: SEE SHEET 1	SCALE ---	SHEET 2 OF 5

DWG.# 32489R-LF1

X-ON Electronics

Largest Supplier of Electrical and Electronic Components

Click to view similar products for [Power Transformers](#) category:

Click to view products by [Würth](#) manufacturer:

Other Similar products are found below :

[ET-030A](#) [F-102X](#) [F-120X](#) [F-14X-1](#) [F-181U](#) [F-18A](#) [F-199U](#) [F-19X](#) [F-202U](#) [F-204U](#) [F-206U](#) [F-227X](#) [F-238U](#) [F-239U-1](#) [F-23U](#) [F24-250-B](#)
[F-242U](#) [F-245U](#) [F-264U](#) [F-265U](#) [F-267U](#) [F-281U](#) [F-283U](#) [F-290X](#) [F-295Z](#) [F-296Z](#) [F-298Z](#) [F-3143P](#) [F-3298Z](#) [F-33U](#) [F-346X](#) [F-35U](#) [F-](#)
[364U](#) [F-392A](#) [F-395X](#) [F-397U](#) [F-412X](#) [F-47U](#) [F-55X-1](#) [F-60U](#) [F-68U](#) [F-71U](#) [F-72Z](#) [F-74U](#) [F-83A](#) [F-84AC](#) [F-85U](#) [F-86U](#) [F-9U](#) [PCT-02](#)